



US00D442488S

(12) **United States Design Patent**
LePage

(10) **Patent No.:** **US D442,488 S**

(45) **Date of Patent:** **** May 22, 2001**

(54) **COMBINED BOTTLE AND CAP**

(75) **Inventor:** **Cecile LePage, New York, NY (US)**

(73) **Assignee:** **Elizabeth Arden Company, division of Conopco, Inc., New York, NY (US)**

(**) **Term:** **14 Years**

(21) **Appl. No.:** **29/114,183**

(22) **Filed:** **Nov. 19, 1999**

(51) **LOC (7) Cl.** **09-01**

(52) **U.S. Cl.** **D9/521; D9/523; D9/526; D9/543; D9/572**

(58) **Field of Search** **D9/523, 526, 572, D9/575, 516, 543, 530, 521, 522, 311, 316; 215/382, 383, 384**

(56) **References Cited**

U.S. PATENT DOCUMENTS

- D. 226,168 * 1/1973 Muscatello D9/522
- D. 240,391 * 7/1976 Koenigsberg D9/523

D. 253,036 * 10/1979 Meyer et al. D9/543

D. 287,935 * 1/1987 Bech D9/543

D. 289,735 * 5/1987 Pillor D9/572

D. 332,052 * 12/1992 Sabbia D9/523

* cited by examiner

Primary Examiner—Lucy Lieberman

(74) *Attorney, Agent, or Firm*—Milton L. Honig

(57) **CLAIM**

The ornamental design for a combined bottle and cap, as shown and described.

DESCRIPTION

FIG. 1 is a perspective view of a combined bottle and cap showing my new design;

FIG. 2 is a left side elevational view;

FIG. 3 is a right side elevational view;

FIG. 4 is a front elevation;

FIG. 5 is a rear elevation;

FIG. 6 is a top plan view; and,

FIG. 7 is a bottom plan view.

1 Claim, 3 Drawing Sheets




FIG. 1

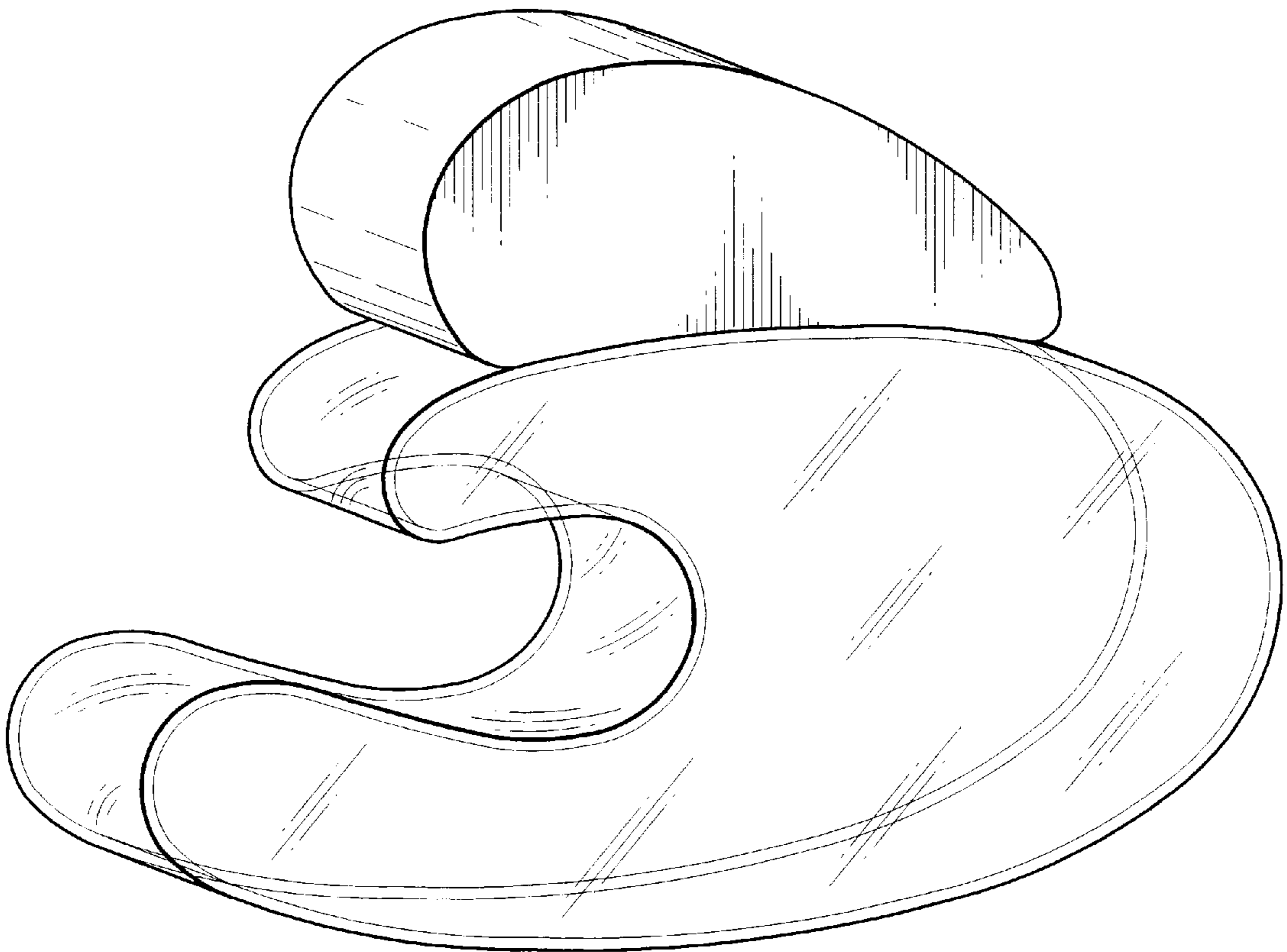


FIG. 2

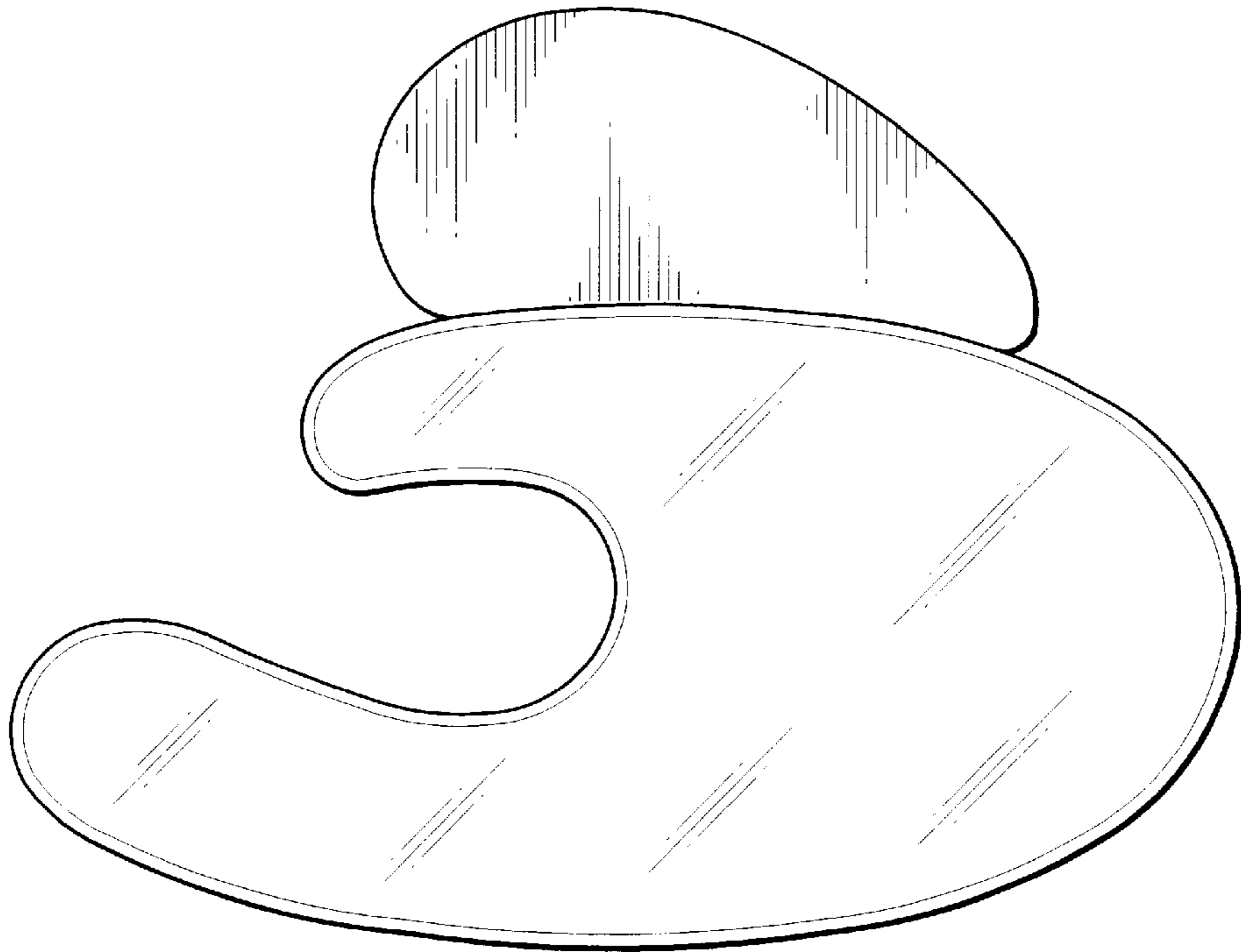


FIG. 3

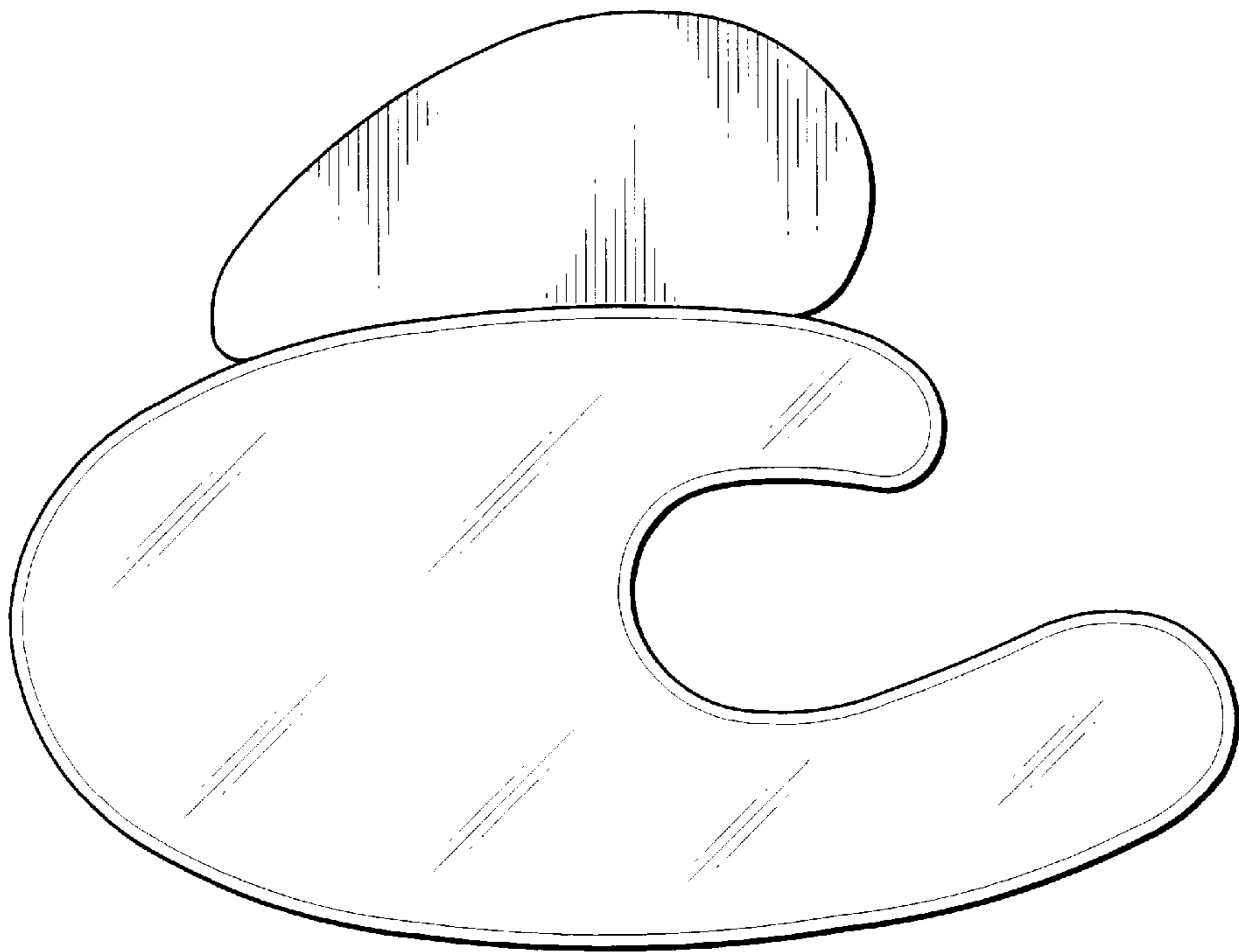


FIG. 4

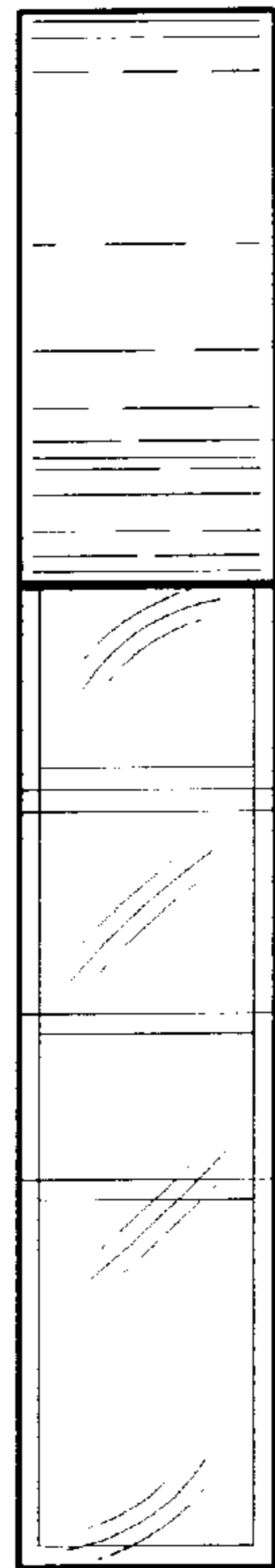


FIG. 5




FIG. 6




FIG. 7

