



US00D442485S

(12) **United States Design Patent**  
**Sumpmann et al.**

(10) **Patent No.:** **US D442,485 S**

(45) **Date of Patent:** **\*\* May 22, 2001**

(54) **CANISTER**

(75) Inventors: **Patrick J. Sumpmann**, Maple Grove;  
**Gordon H. Meier**, Brooklyn Park;  
**Sarah J. Moberg**, Minneapolis, all of  
MN (US)

(73) Assignee: **General Mills, Inc.**, Minneapolis, MN  
(US)

(\* ) Notice: This patent is subject to a terminal dis-  
claimer.

(\*\*) Term: **14 Years**

(21) Appl. No.: **29/106,130**

(22) Filed: **Jun. 9, 1999**

(51) **LOC (7) Cl.** ..... **09-03**

(52) **U.S. Cl.** ..... **D9/432**

(58) **Field of Search** ..... D9/337, 341, 345,  
D9/346, 347, 414, 415, 420-421, 425, 429,  
430-432; D7/603-604, 509, 523, 543, 545;  
220/516, 557, 671, 675, 669, 4.21, 4.24;  
229/125.09, 904

(56) **References Cited**

**U.S. PATENT DOCUMENTS**

D. 261,479	*	10/1981	Marks	.....	D9/341
D. 272,419	*	1/1984	Persch	.....	D9/420
D. 312,190	*	11/1990	Ciaccio	.....	D7/596
D. 364,344	*	11/1995	Shaw	.....	D9/421
D. 394,204	*	5/1998	Cornwall	.....	229/125.08
2,108,431	*	2/1938	Cornwall	.....	229/125.08
3,096,922	*	7/1963	Graybill	.....	229/125.09
3,426,956	*	2/1969	Frohlicher	.....	229/231

4,163,496	*	8/1979	Dogliotti	.....	206/538
4,421,236	*	12/1983	Lowe	.....	229/231
4,673,126	*	6/1987	Hambleton	.....	229/125.09
5,078,273		1/1992	Kuchenbecker	.	
5,135,159	*	8/1992	Giblin et al.	.....	229/125.09
5,566,529		10/1996	Sireix	.	

**FOREIGN PATENT DOCUMENTS**

19635190		3/1998	(DE)	.
WO 99/30974		6/1999	(WO)	.

**OTHER PUBLICATIONS**

Three-Dimensional Pioneer® Baking Mix packaging as  
shown in five photographs depicting different views, Copy-  
right 1996 Pioneer Flour Mills.

\* cited by examiner

*Primary Examiner*—Ted Shooman

*Assistant Examiner*—Carol Rademaker

(74) *Attorney, Agent, or Firm*—John A. O’Toole; Douglas  
J. Taylor; Timothy A. Czaja

(57) **CLAIM**

The ornamental design for a canister, as shown and  
described.

**DESCRIPTION**

FIG. 1 is a front, isometric view of a canister in accordance  
with the present invention;

FIG. 2 is a side view of the canister of FIG. 1;

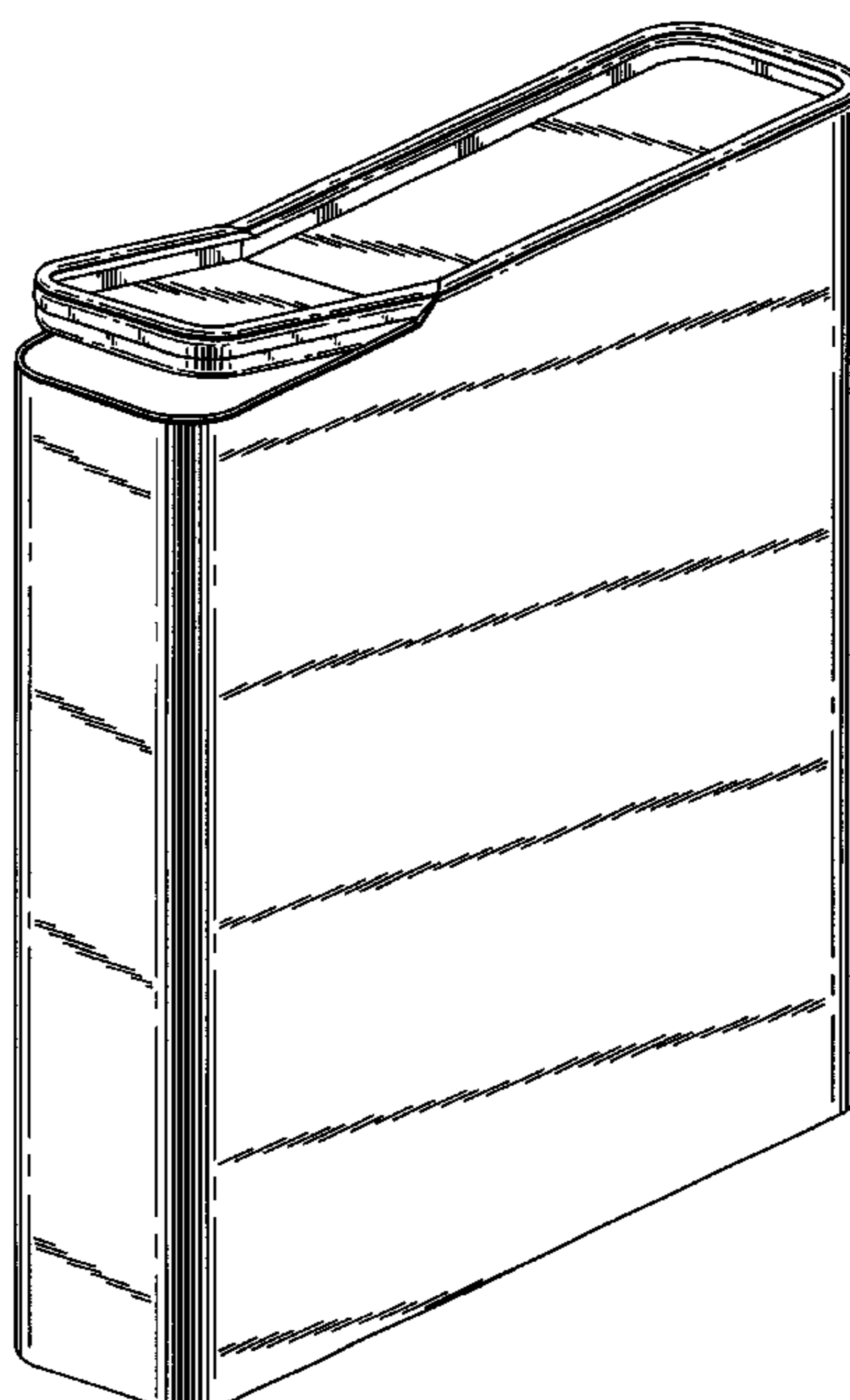
FIG. 3 is an opposite side view of the canister of FIG. 1;

FIG. 4 is a top view of the canister of FIG. 1;

FIG. 5 is a front view of the canister of FIG. 1; and,

FIG. 6 is a rear view of the canister of FIG. 1.

**1 Claim, 5 Drawing Sheets**



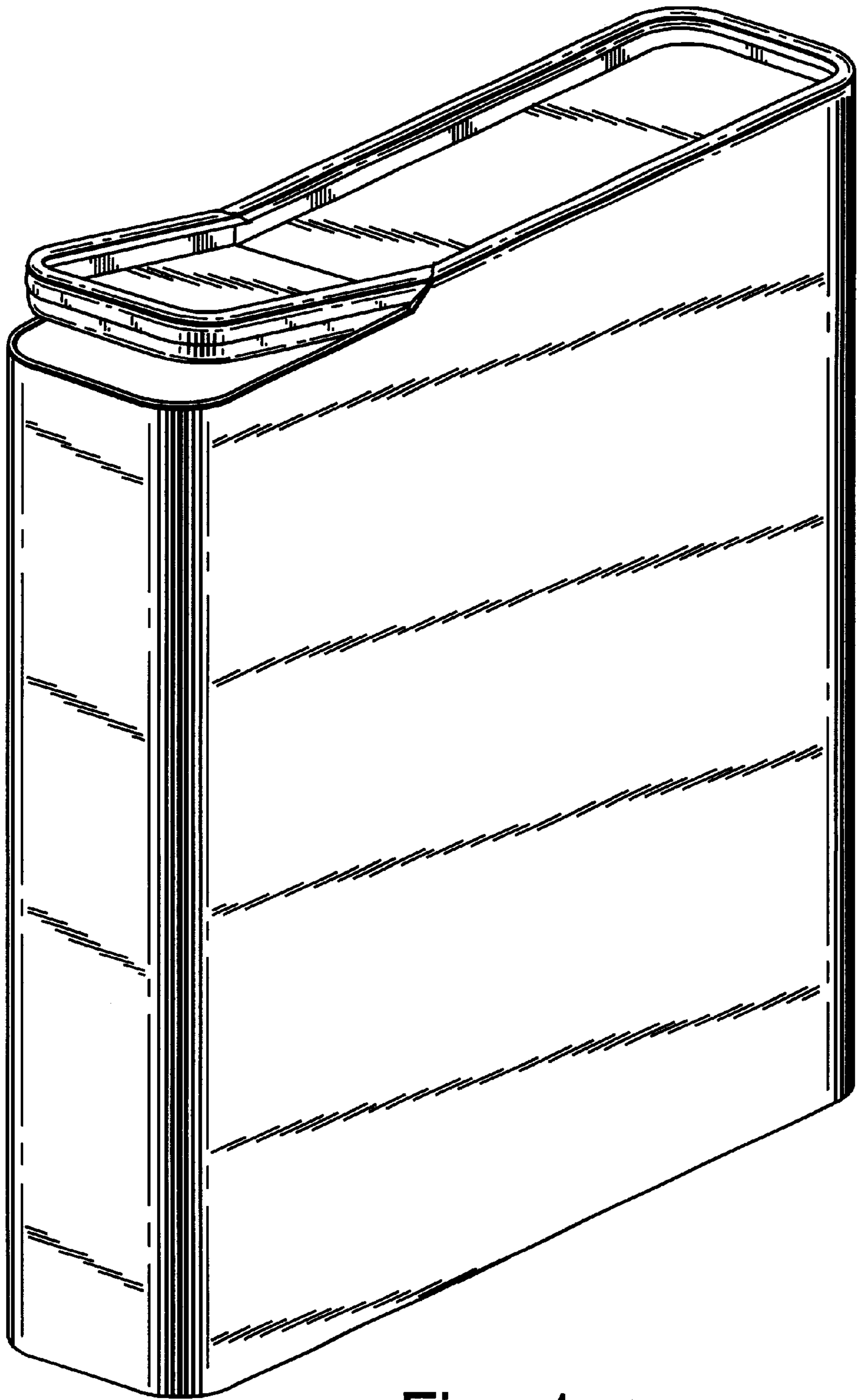


Fig . 1




Fig . 2

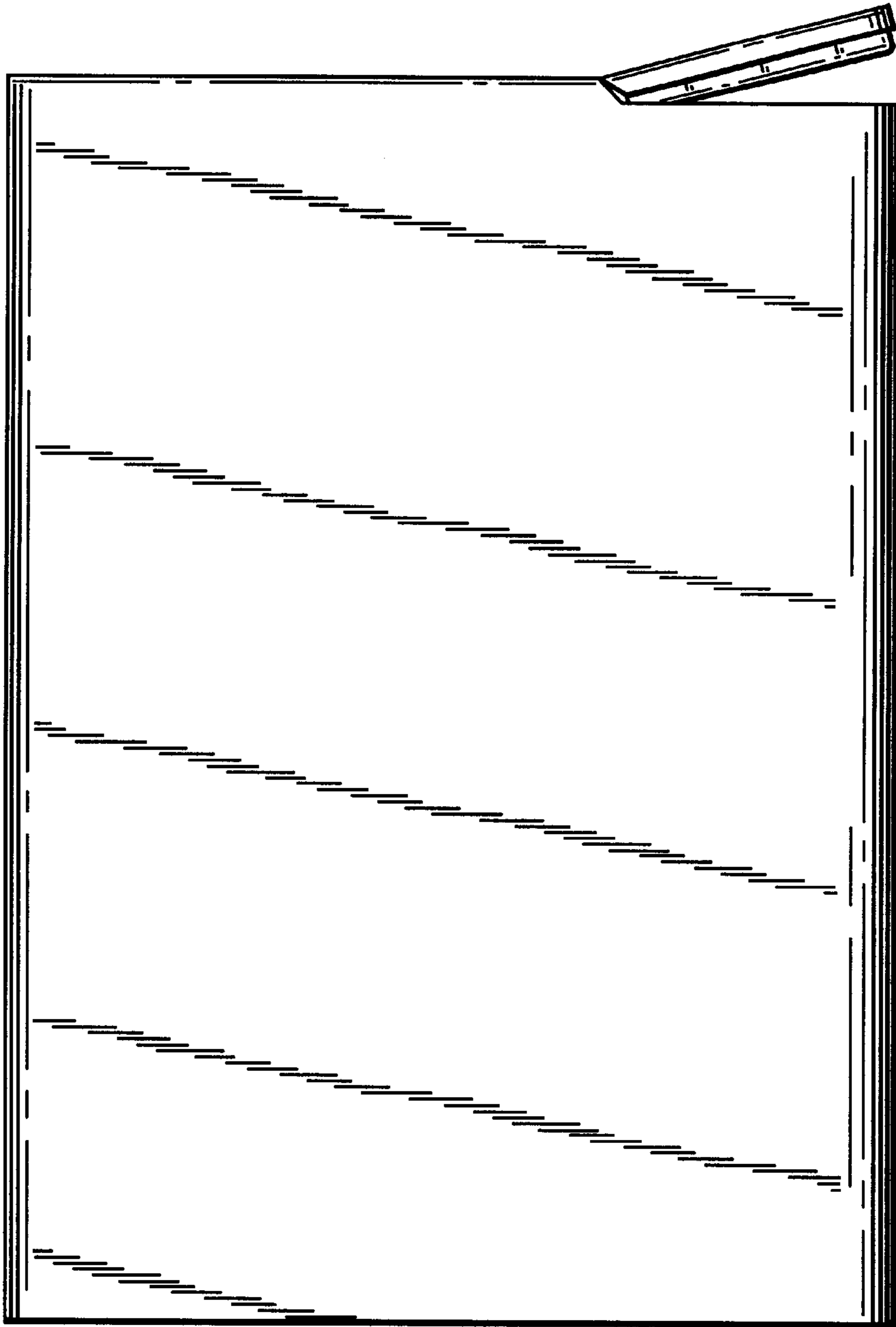


Fig . 3

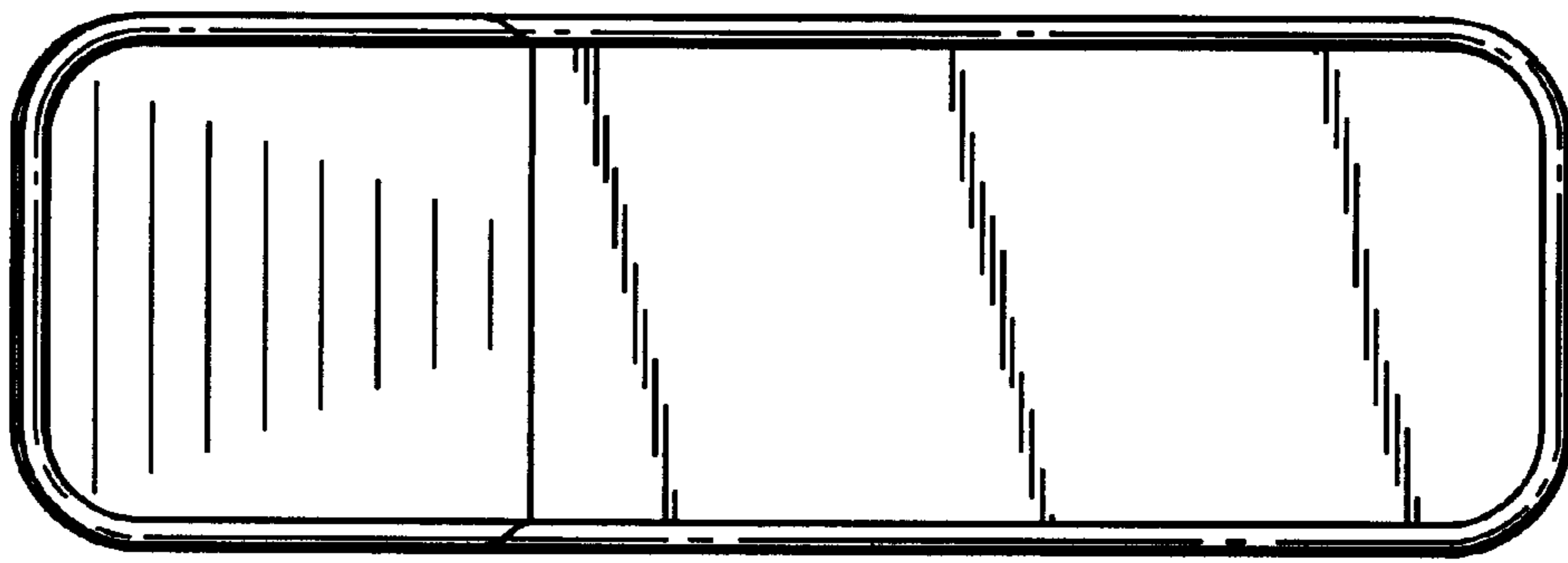


Fig . 4




Fig . 5




Fig . 6