



US00D442484S

(12) **United States Design Patent**
Maxwell et al.

(10) **Patent No.:** **US D442,484 S**

(45) **Date of Patent:** **** May 22, 2001**

(54) **CONTAINER FOR FOOD**

(75) Inventors: **Jason R. Maxwell**, Elgin; **Edward Tucker**, Romeoville, both of IL (US); **Jim Warner**, Hoboken; **Robert Croft**, Jersey City, both of NJ (US); **Insun Yun**, New York, NY (US)

(73) Assignee: **The Glad Products Company**

(**) Term: **14 Years**

(21) Appl. No.: **29/129,208**

(22) Filed: **Sep. 8, 2000**

(51) **LOC (7) Cl.** **09-03**

(52) **U.S. Cl.** **D9/347; D7/629**

(58) **Field of Search** D9/341, 347, 337, D9/425, 430, 431, 456; D7/601, 602, 612, 550, 553; 206/467, 557, 541, 545; 220/657, 659, 23.2, 23.4, 23.8, 23.83; 229/406, 407, 904; 426/120

(56) **References Cited**

U.S. PATENT DOCUMENTS

D. 272,595	2/1984	Chase et al. .	
D. 285,906	9/1986	Tyler .	
D. 297,119 *	8/1988	Fontana et al.	D9/347
D. 313,556	1/1991	Smith .	
D. 334,114	3/1993	Narsutis .	
D. 336,850	6/1993	Guillin .	
D. 379,431	5/1997	Mangla .	
D. 388,325	12/1997	Tucker et al. .	
D. 390,109	2/1998	Tucker et al. .	
D. 393,798 *	4/1998	Joswick	D9/347
D. 424,426 *	5/2000	Fletcher	D9/347
3,424,342	1/1969	Scopp et al. .	
3,447,714	6/1969	Elliot .	

3,448,888	6/1969	Smith et al. .	
3,452,896	7/1969	Elliot .	
4,373,642	2/1983	Wolters et al. .	
4,593,816	6/1986	Langenbeck .	
4,819,824	4/1989	Longbottom et al. .	
5,027,972	7/1991	Bartholomew .	
5,297,679 *	3/1994	Rondone et al.	206/467
5,377,860	1/1995	Littlejohn et al. .	
5,624,051	4/1997	Ahern, Jr. et al. .	
5,919,501 *	7/1999	Rozzano	426/120
6,170,666 *	1/2001	Deslauriers	206/467

OTHER PUBLICATIONS

Branson Ultrasonics Corporation, print advertisement, *Packaging*, p. 80, 1989.
American Permanent Ware, Steam Table Pans print advertisement, 1972, p. 5.

* cited by examiner

Primary Examiner—Raphael Barkai
(74) *Attorney, Agent, or Firm*—Thomas C. Feix

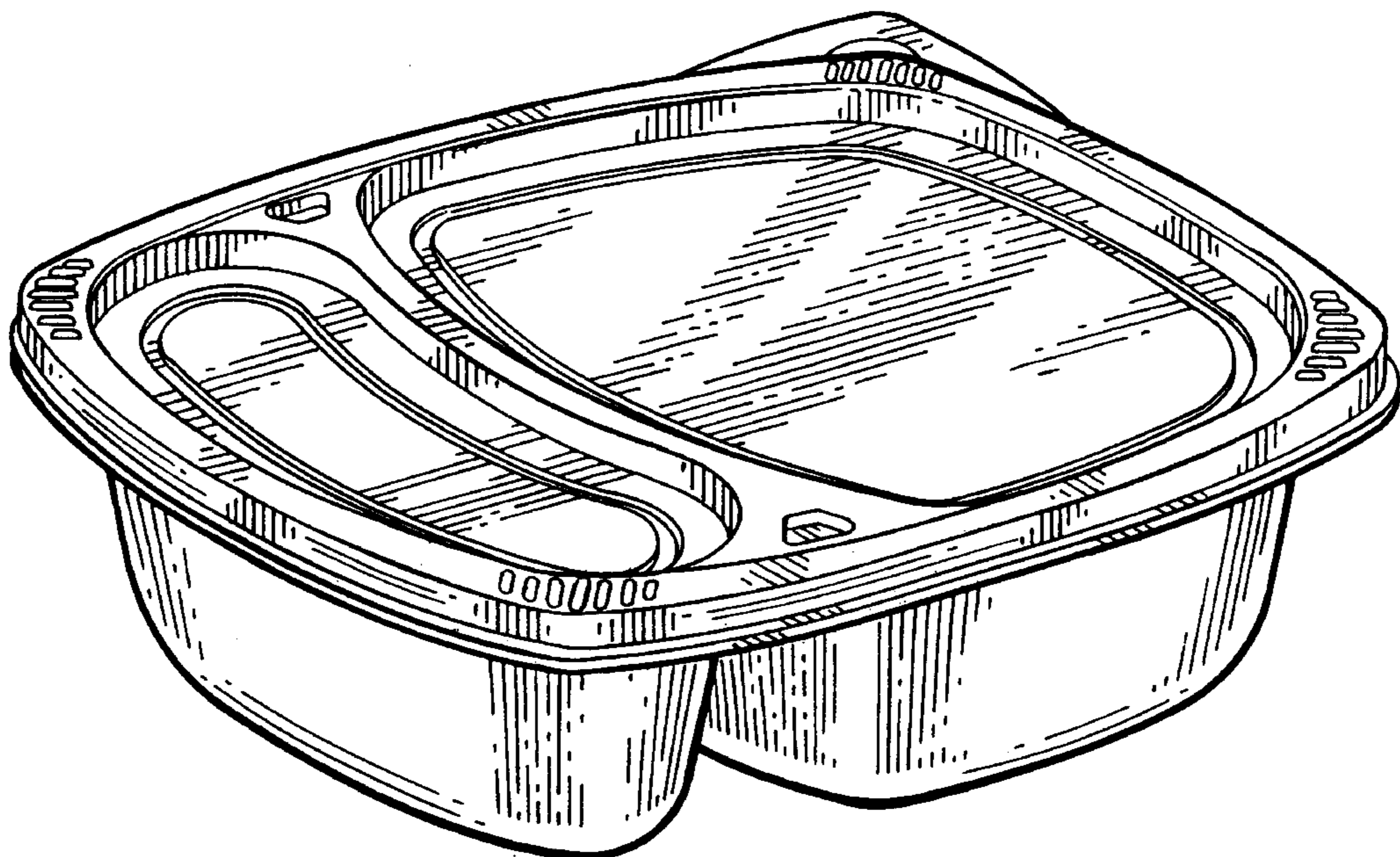
(57) **CLAIM**

The ornamental design for a container for food, as shown and described.

DESCRIPTION

FIG. 1 is a top perspective view of a container for food showing our new design;
FIG. 2 is a bottom perspective view thereof;
FIG. 3 is a top plan view thereof;
FIG. 4 is a left side elevational view thereof;
FIG. 5 is a right side elevational view thereof;
FIG. 6 is a front elevational view thereof;
FIG. 7 is a rear elevational view thereof; and,
FIG. 8 is a bottom plan view thereof.

1 Claim, 7 Drawing Sheets



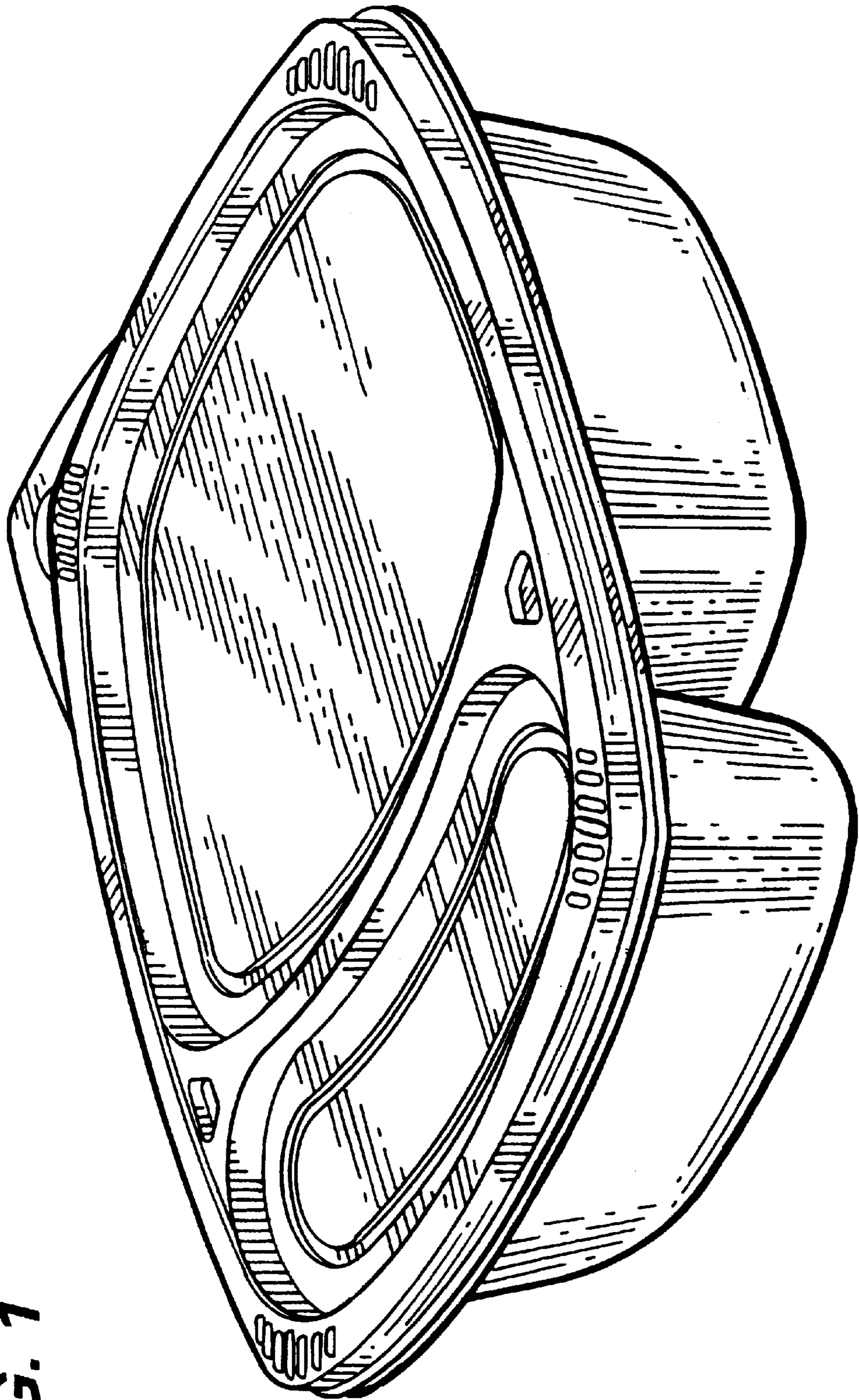


FIG. 1

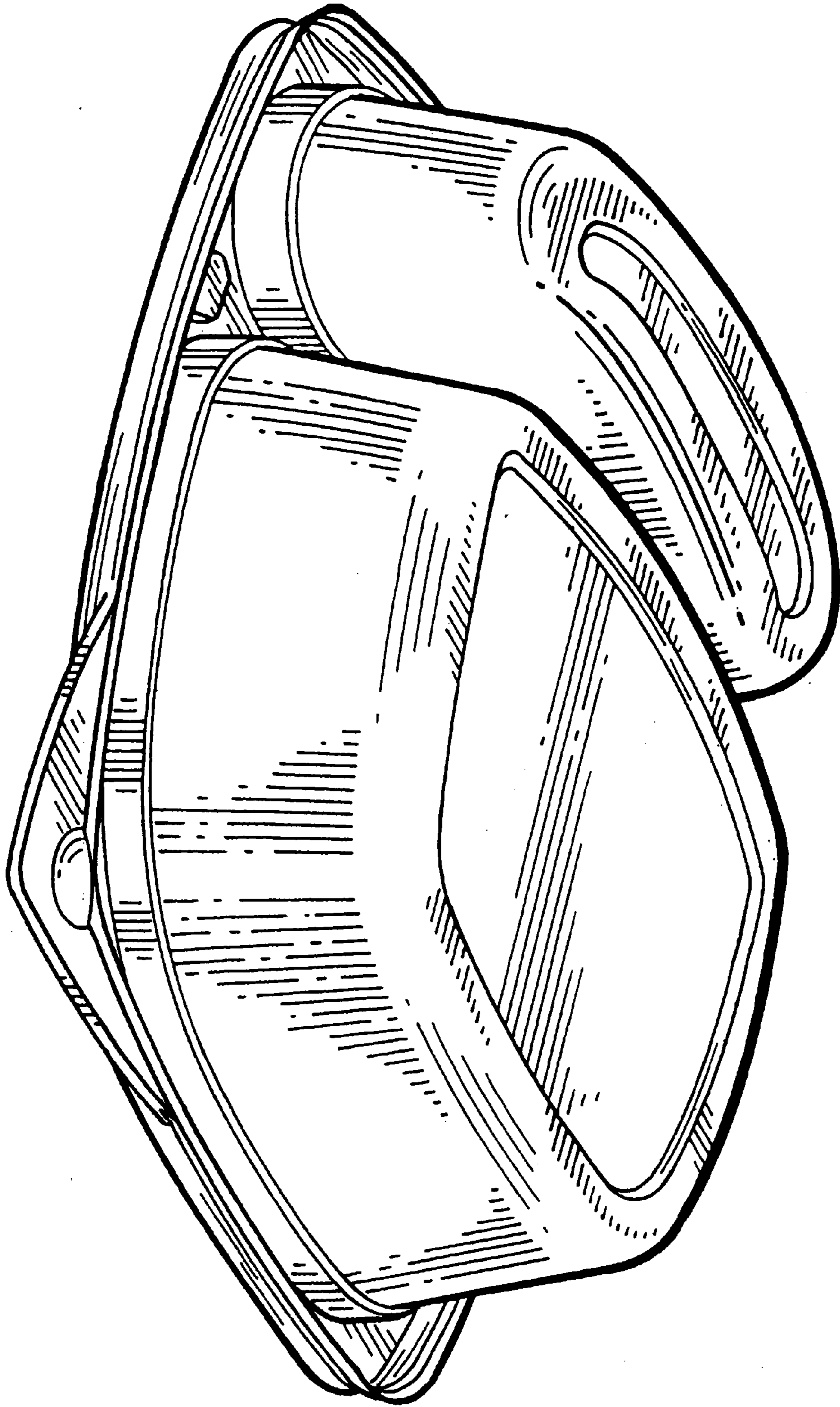


FIG. 2

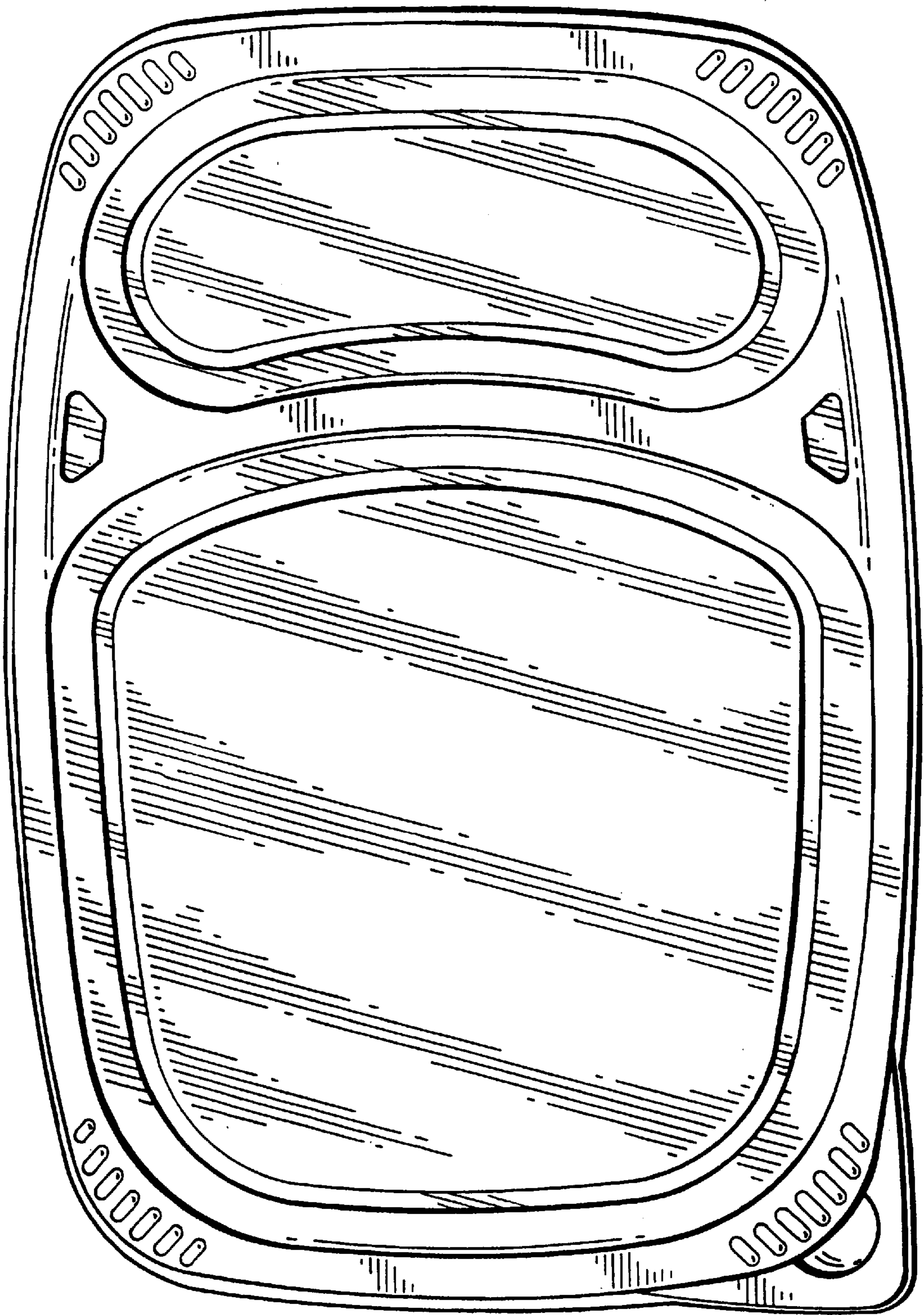


FIG. 3




FIG. 4




FIG. 5

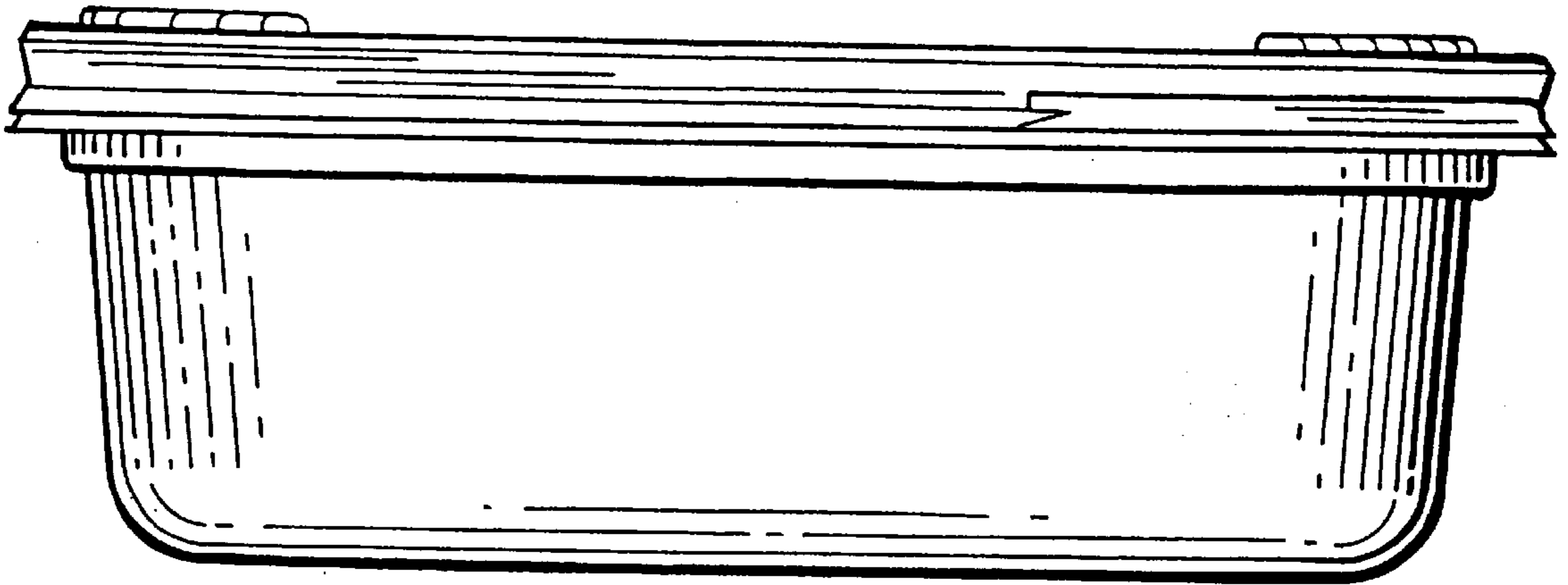


FIG. 6




FIG. 7

FIG. 8

