



US00D442479S

(12) **United States Design Patent**  
**Humphrey**

(10) **Patent No.:** **US D442,479 S**

(45) **Date of Patent:** **\*\* May 22, 2001**

(54) **PACKAGE DESIGN**

(75) **Inventor:** **Neall W. Humphrey**, El Dorado Hills,  
CA (US)

(73) **Assignee:** **Trade Source International**, El Dorado  
Hills, CA (US)

(\*\*) **Term:** **14 Years**

(21) **Appl. No.:** **29/133,226**

(22) **Filed:** **Nov. 21, 2000**

(51) **LOC (7) Cl.** ..... **09-03**

(52) **U.S. Cl.** ..... **D9/345**

(58) **Field of Search** ..... D9/341, 345-347,  
D9/414-415, 424-425, 429; 206/321, 418,  
305, 471, 776

(56) **References Cited**

**U.S. PATENT DOCUMENTS**

D. 280,884	*	10/1985	Holewinski et al.	.....	D9/345
D. 430,015	*	8/2000	Himbert	.....	D9/345
3,259,236	*	7/1966	Cole	.....	206/776
4,375,262	*	3/1983	Hrenyo	.....	206/418

5,064,056	*	11/1991	Gresh	.....	206/321
5,695,057	*	12/1997	Sullivan	.....	206/418
5,813,546	*	9/1998	Wilson et al.	.....	206/471
5,890,593	*	4/1999	Humphrey	.....	206/471
5,947,291	*	9/1999	Humphrey	.....	206/471

\* cited by examiner

*Primary Examiner*—Raphael Barkai

(74) *Attorney, Agent, or Firm*—Oppenheimer, Wolff &  
Donnelly, LLP


(57) **CLAIM**

The ornamental design for a package design, as shown and  
described.

**DESCRIPTION**

FIG. 1 is a front perspective view of a package design  
showing my new design;  
FIG. 2 is a bottom perspective view thereof;  
FIG. 3 is a left side elevational view thereof;  
FIG. 4 is a front elevational view of the package design of  
FIG. 1; and,  
FIG. 5 is a right side elevational view of the package design  
of FIG. 1.

**1 Claim, 2 Drawing Sheets**






FIG. 1

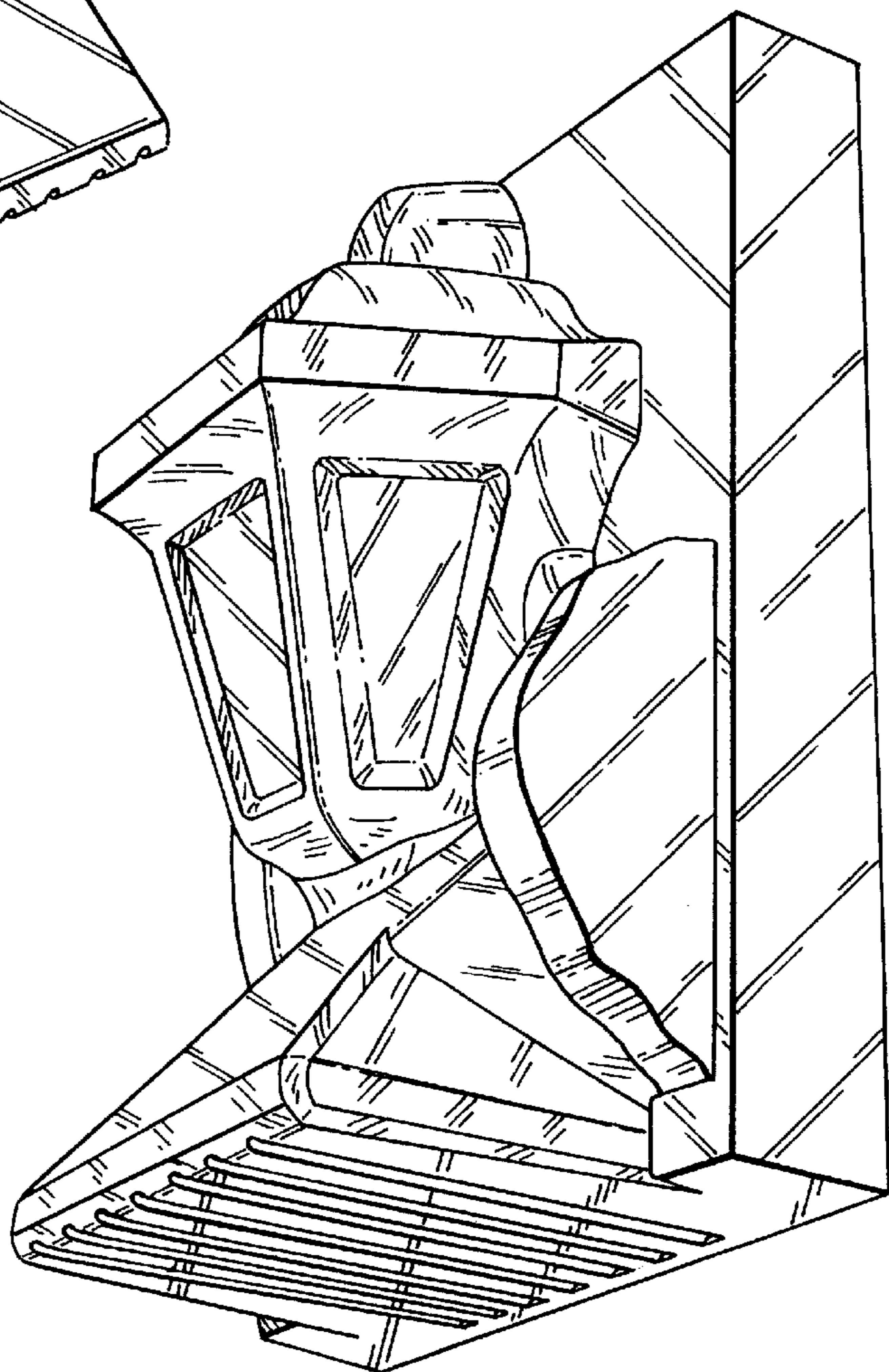


FIG. 2

FIG. 3

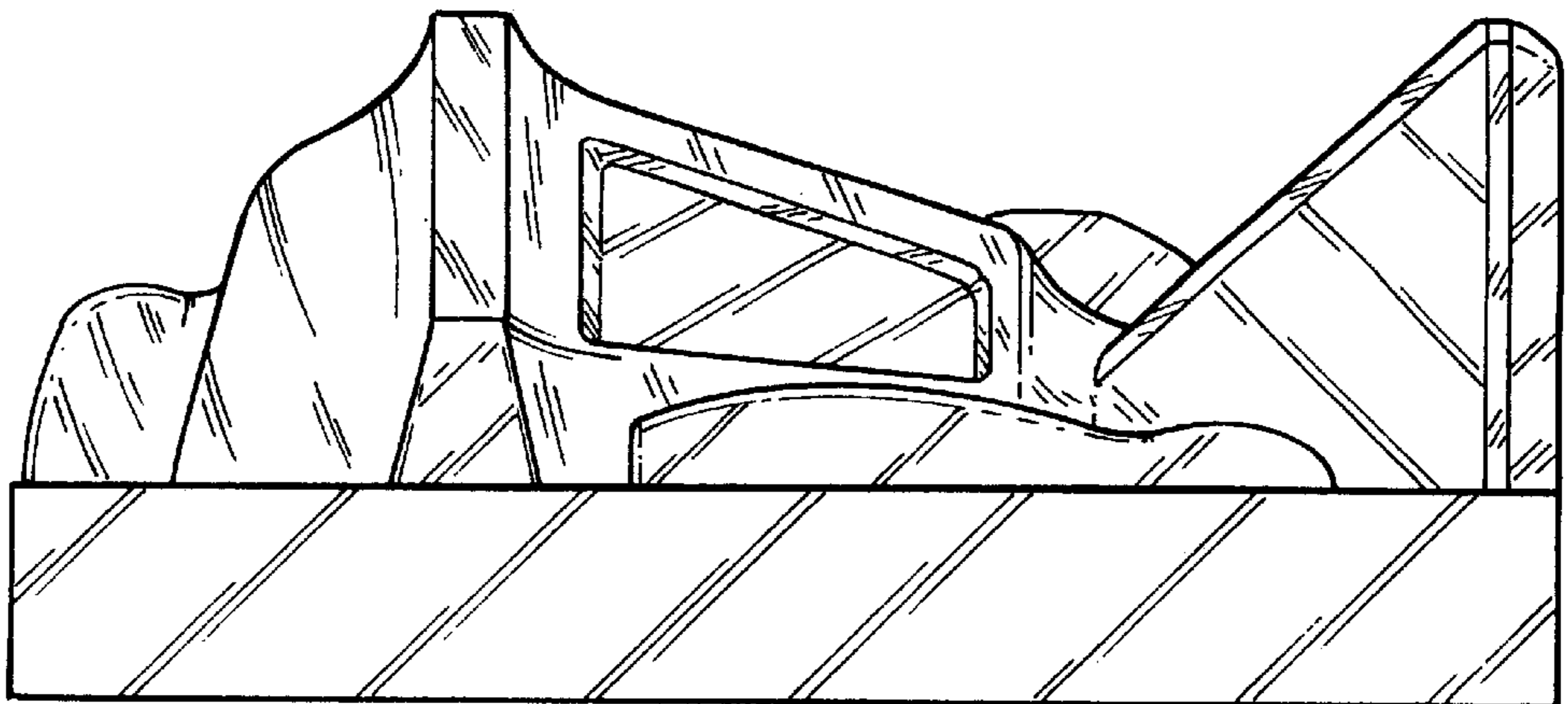


FIG. 4

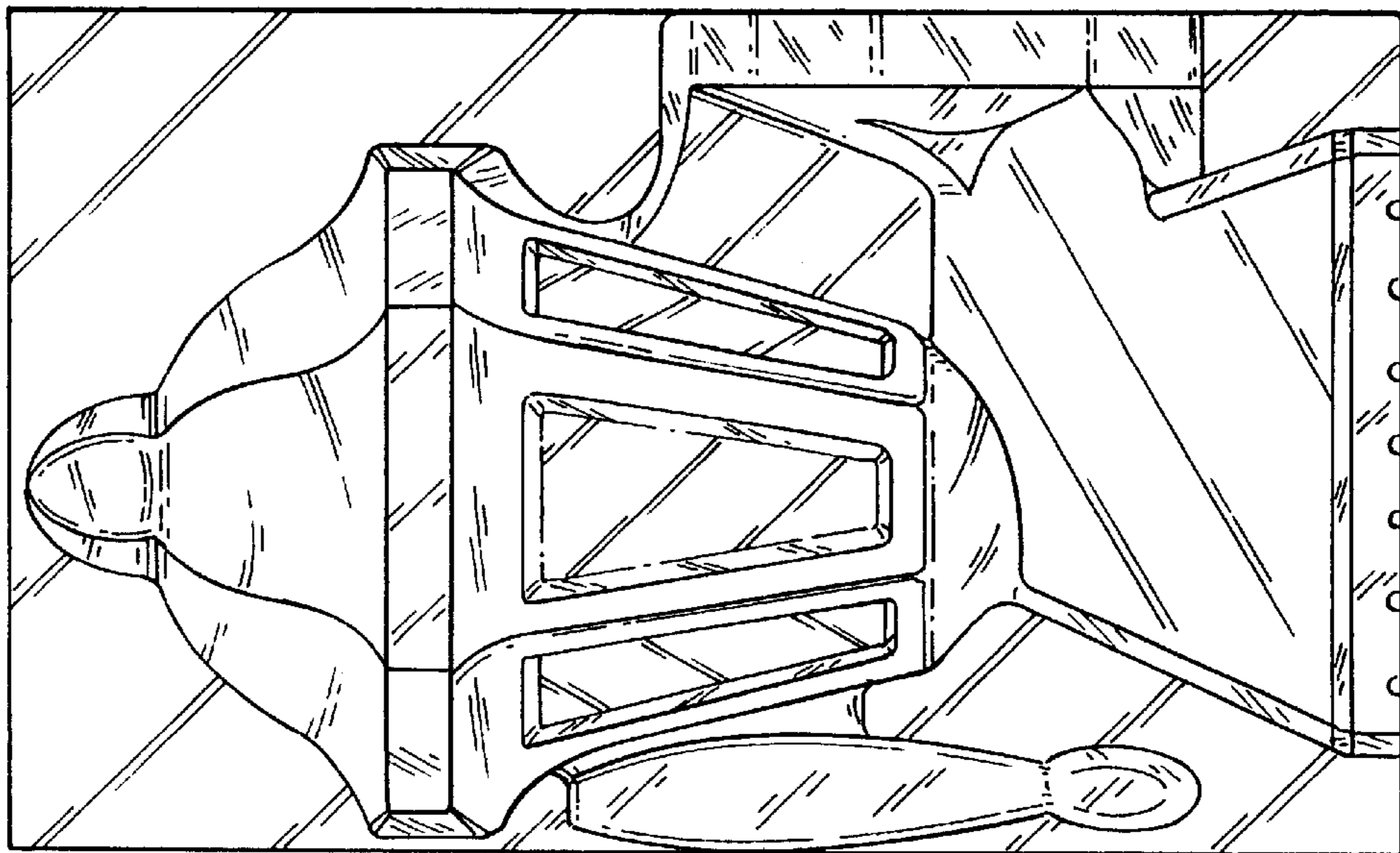


FIG. 5

