



US00D442468S

(12) **United States Design Patent**
Fiegl et al.

(10) **Patent No.:** **US D442,468 S**

(45) **Date of Patent:** **** May 22, 2001**

(54) **ACCESSORY DESIGN**

(75) Inventors: **Tomas Fiegl; Achim Pohl**, both of
Darmstadt (DE)

(73) Assignee: **Hansa Metallwerke AG** (DE)

(**) Term: **14 Years**

(21) Appl. No.: **29/099,650**

(22) Filed: **Jan. 25, 1999**

(30) **Foreign Application Priority Data**

Jul. 24, 1998 (DE) 498 07 239

(51) **LOC (7) Cl.** **08-08**

(52) **U.S. Cl.** **D8/354**

(58) **Field of Search** D8/354; D6/524,
D6/574; 248/224

(56) **References Cited**

U.S. PATENT DOCUMENTS

D. 272,211 * 1/1984 Rock et al. D8/354

D. 415,407 * 10/1999 Ducker D8/354
D. 429,625 * 8/2000 Sikkla et al. D8/354
3,692,266 * 9/1972 Jacobs 248/224

* cited by examiner

Primary Examiner—Susan J. Lucas

(57) **CLAIM**

We claim the ornamental design for an accessory design, as shown.

DESCRIPTION

FIG. 1 is a left side elevation of an accessory showing our new design, which is a mirror image of a right side elevation.

FIG. 2 is a front view thereof.

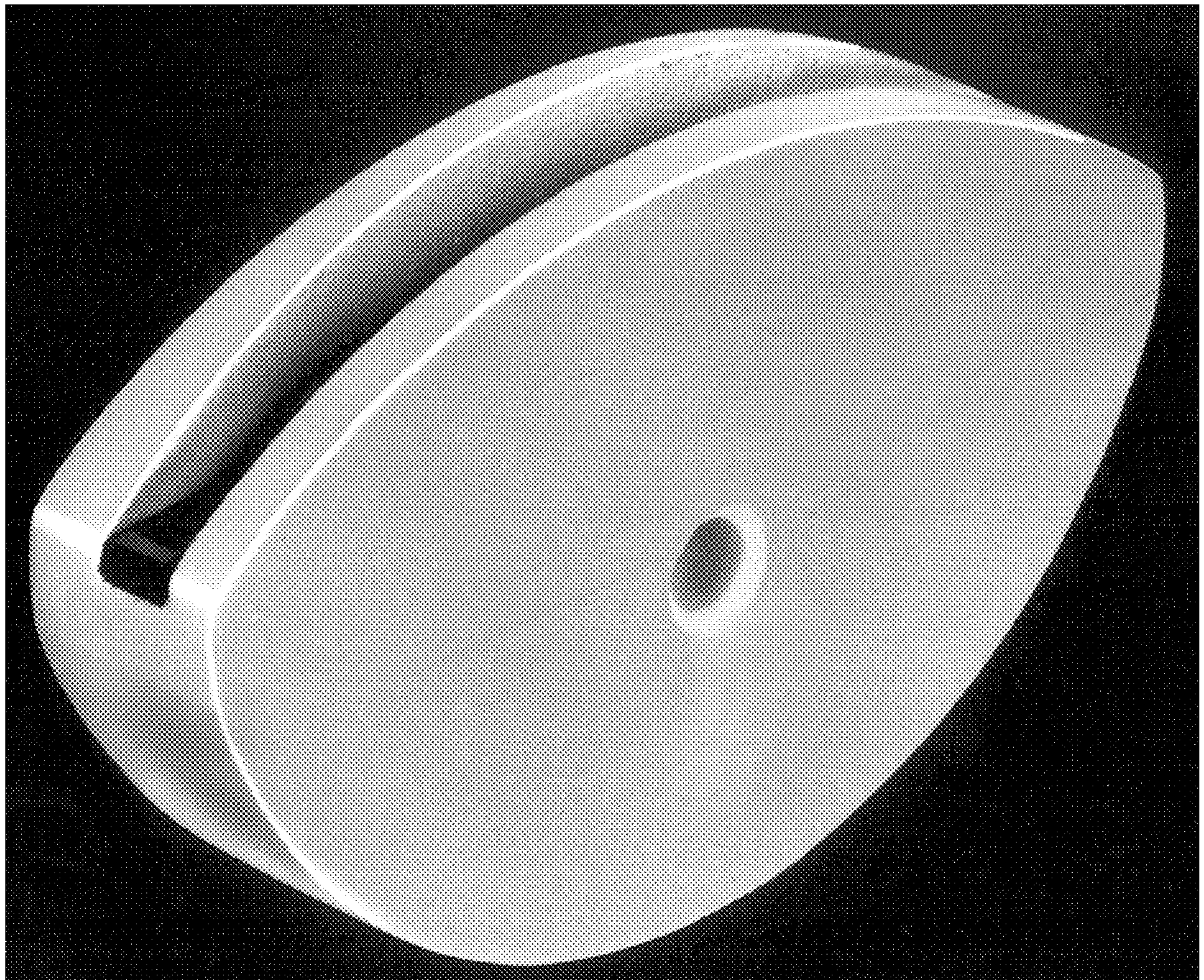
FIG. 3 is a rear view thereof.

FIG. 4 is a top view thereof.

FIG. 5 is a bottom view thereof; and,

FIG. 6 is a perspective view thereof.

1 Claim, 6 Drawing Sheets




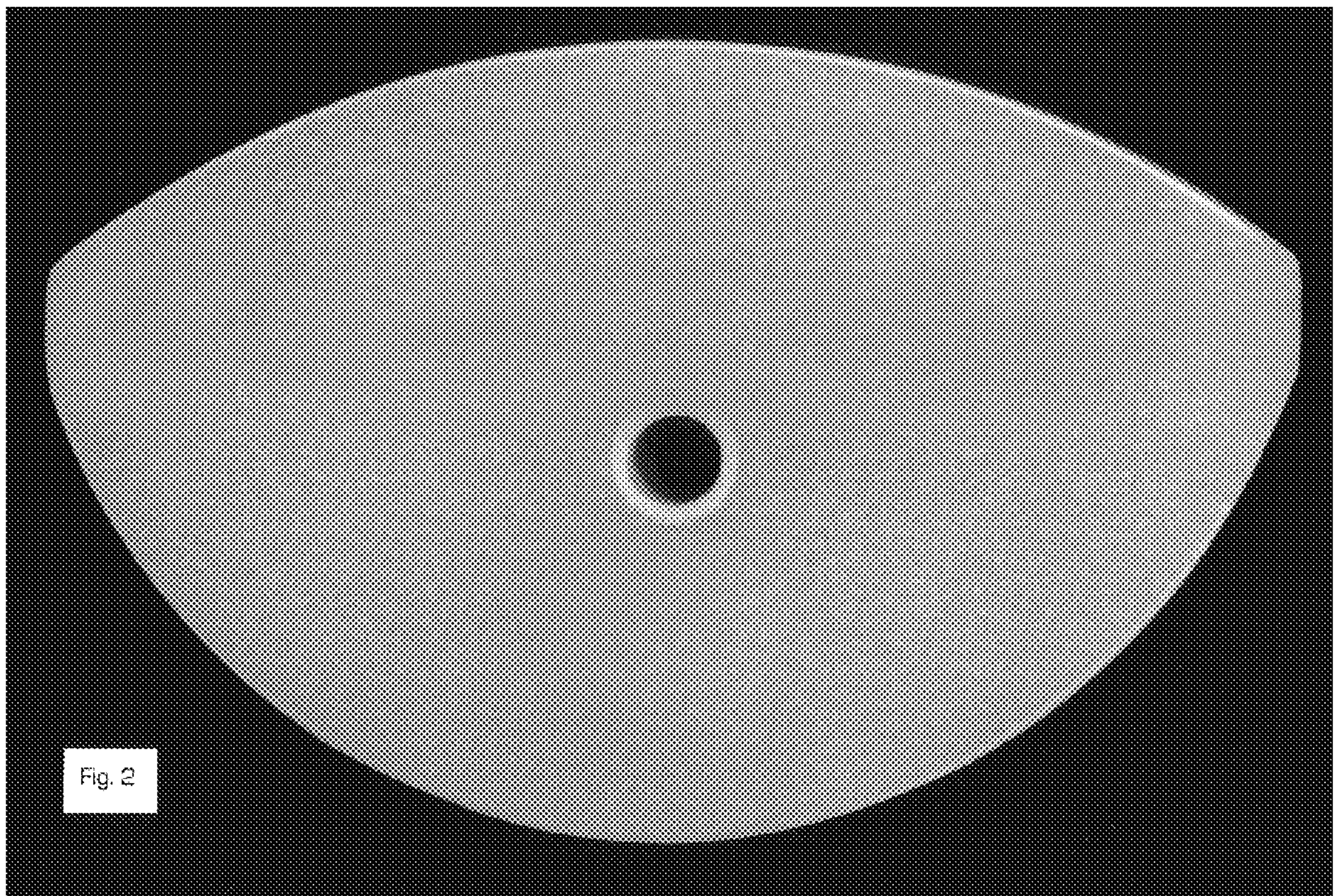




Fig. 1










Fig. 5

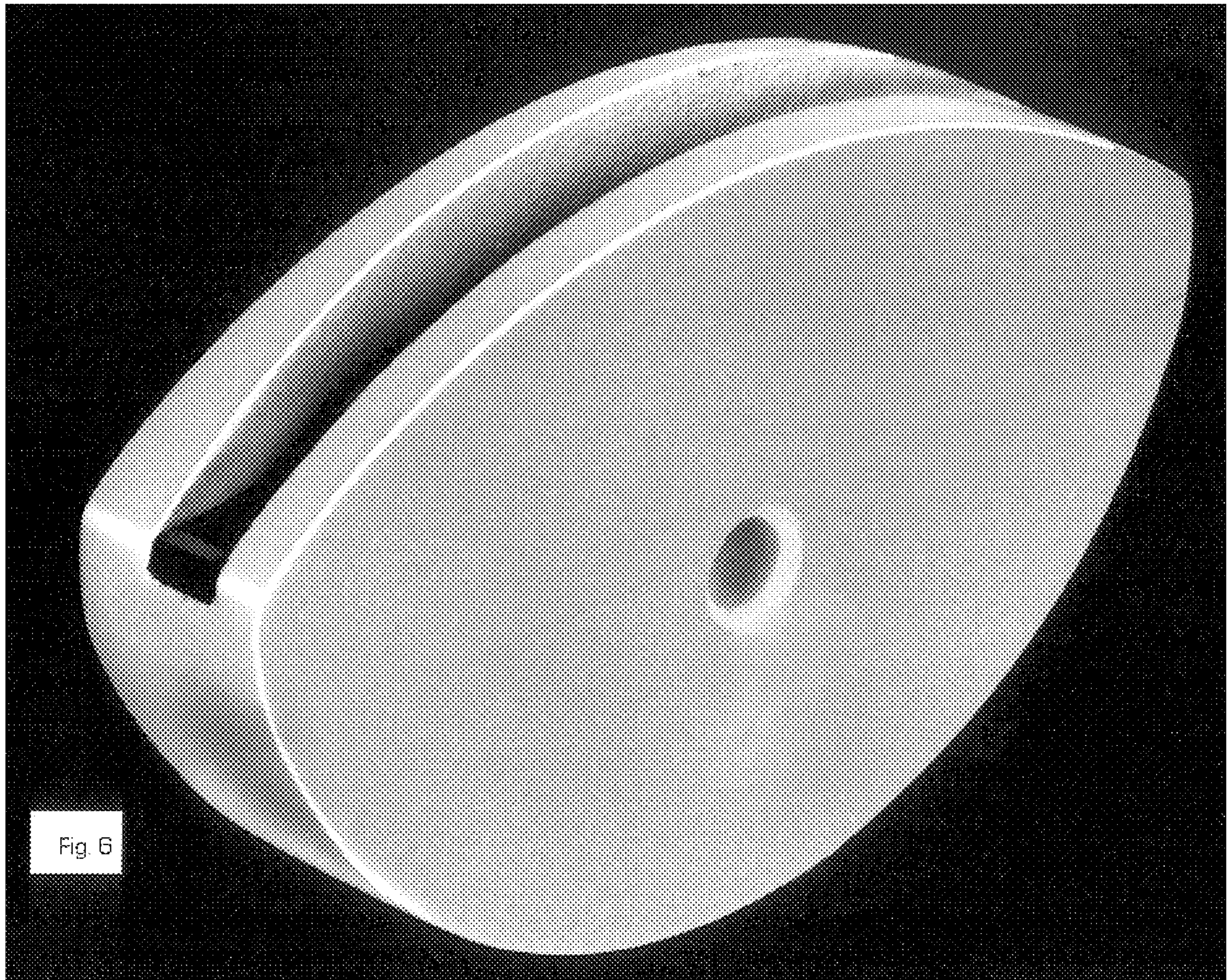


Fig. 6