



US00D442461S

(12) **United States Design Patent**
Glesser

(10) **Patent No.:** **US D442,461 S**

(45) **Date of Patent:** **** May 22, 2001**

(54) **KNIFE HANDLE**

(75) Inventor: **Louis S. Glesser**, Evergreen, CO (US)

(73) Assignee: **Spyderco, Inc.**, Golden, CO (US)

(**) Term: **14 Years**

(21) Appl. No.: **29/121,135**

(22) Filed: **Mar. 30, 2000**

(51) **LOC (7) Cl.** **08-03**

(52) **U.S. Cl.** **D8/99; D8/107**

(58) **Field of Search** D8/98, 99, 100,
D8/107; D22/118; 30/151, 152, 153, 154,
155, 156, 157, 158, 159, 160, 161, 162

(56) **References Cited**

U.S. PATENT DOCUMENTS

D. 302,934 8/1989 Finn D8/99
D. 367,599 3/1996 Sakai D8/99

OTHER PUBLICATIONS

Gall's Catalog, p. 173, Jul. 31, 1994.

Primary Examiner—Philip S. Hyder

(74) *Attorney, Agent, or Firm*—Sheridan Ross P.C.

(57) **CLAIM**

The ornamental design for a knife handle, as shown and described.

DESCRIPTION

FIG. 1 is a front elevation view of a knife handle, showing my new design, the broken lines representing environment and being no part of the claimed design.

FIG. 2 is a top plan view of the knife handle illustrated in FIG. 1;

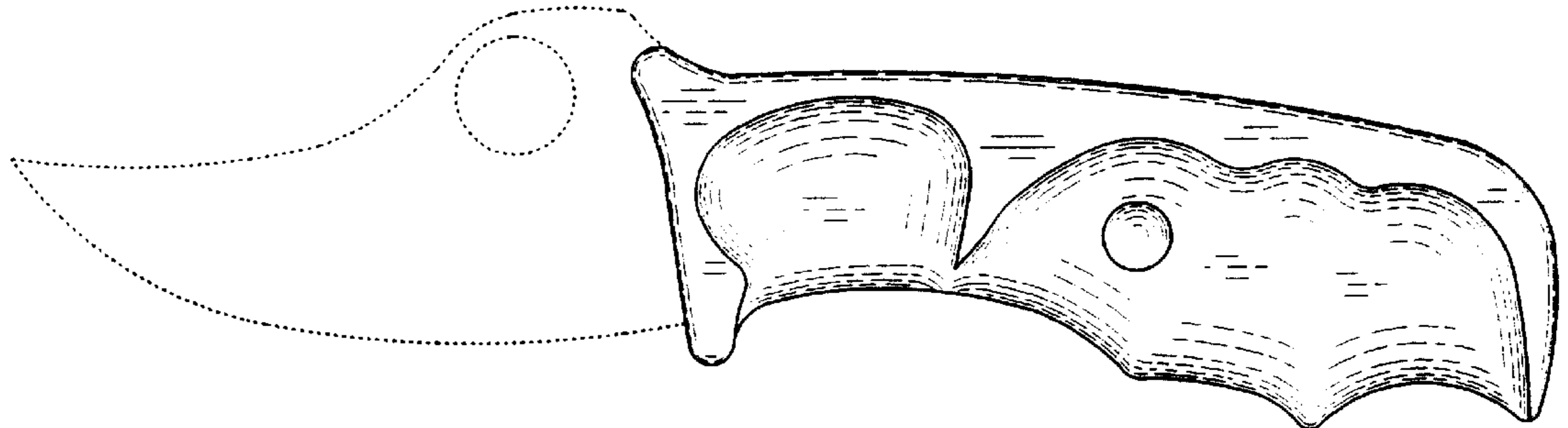
FIG. 3 is a rear elevation view of the knife handle illustrated in FIG. 1;

FIG. 4 is a bottom plan view of the knife handle illustrated in FIG. 1;

FIG. 5 is a left end view of the knife handle illustrated in FIG. 1; and,

FIG. 6 is a right end view of the knife handle illustrated in FIG. 1;

1 Claim, 3 Drawing Sheets



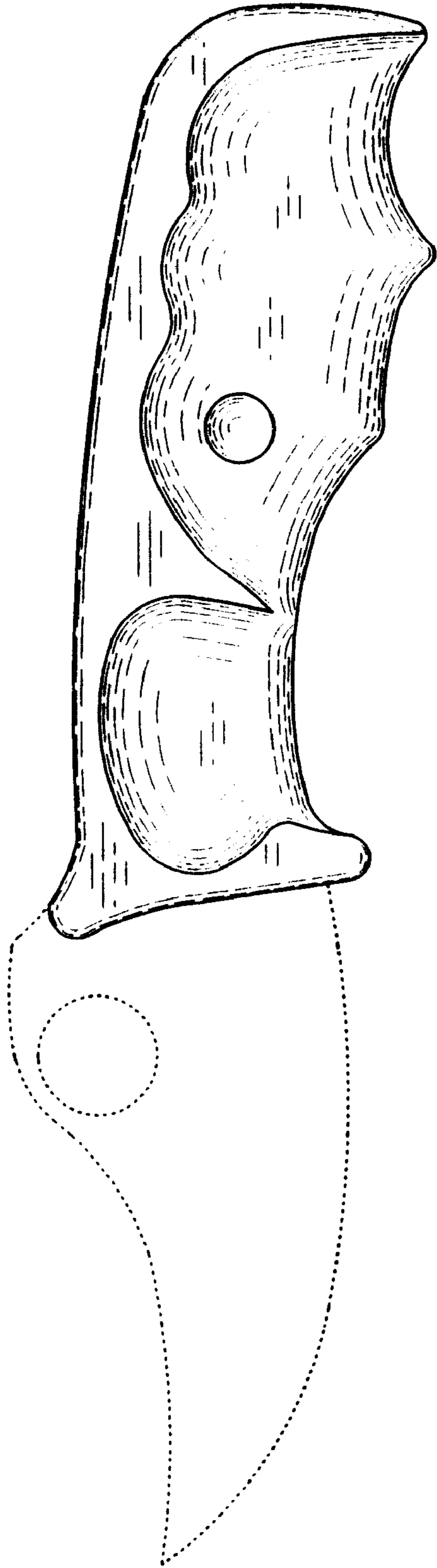


Fig. 1



Fig. 2

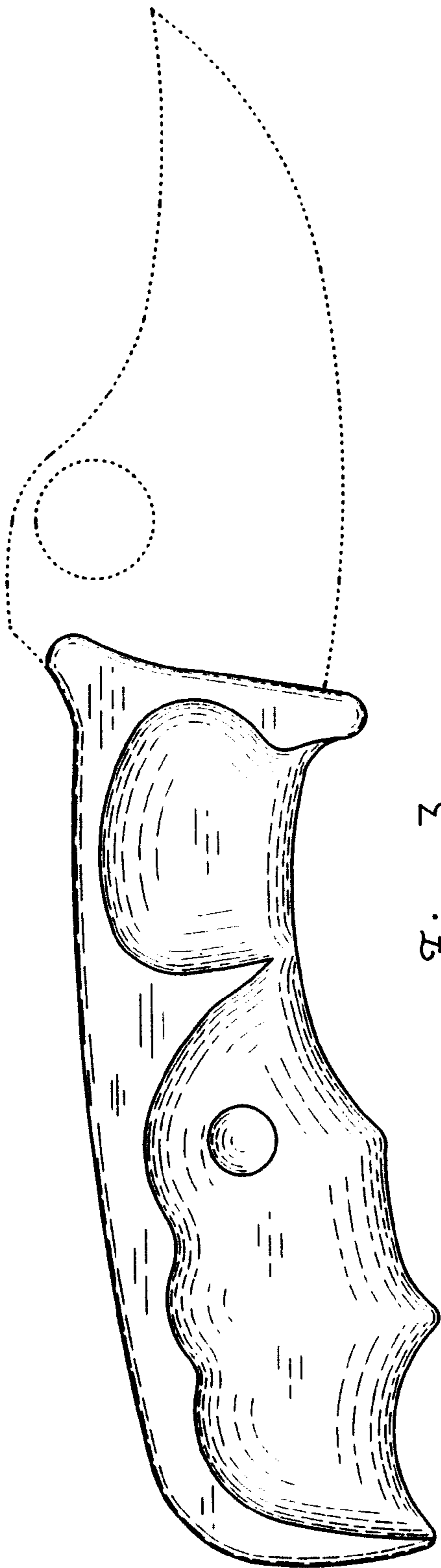


Fig. 3

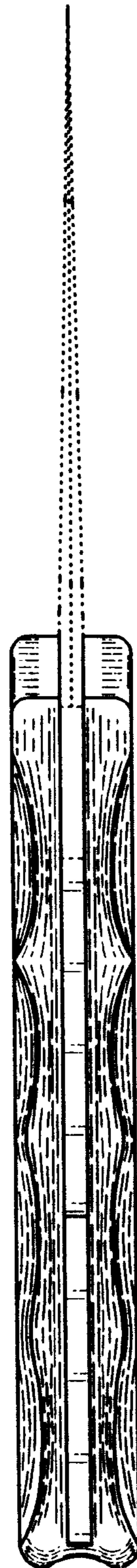


Fig. 4

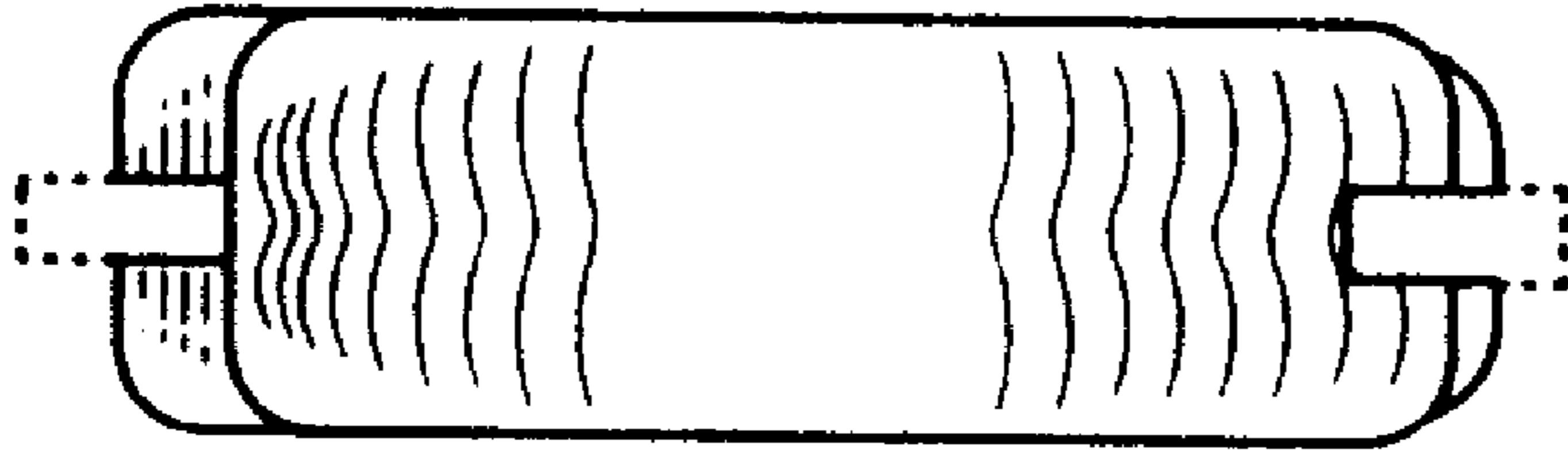


Fig. 6

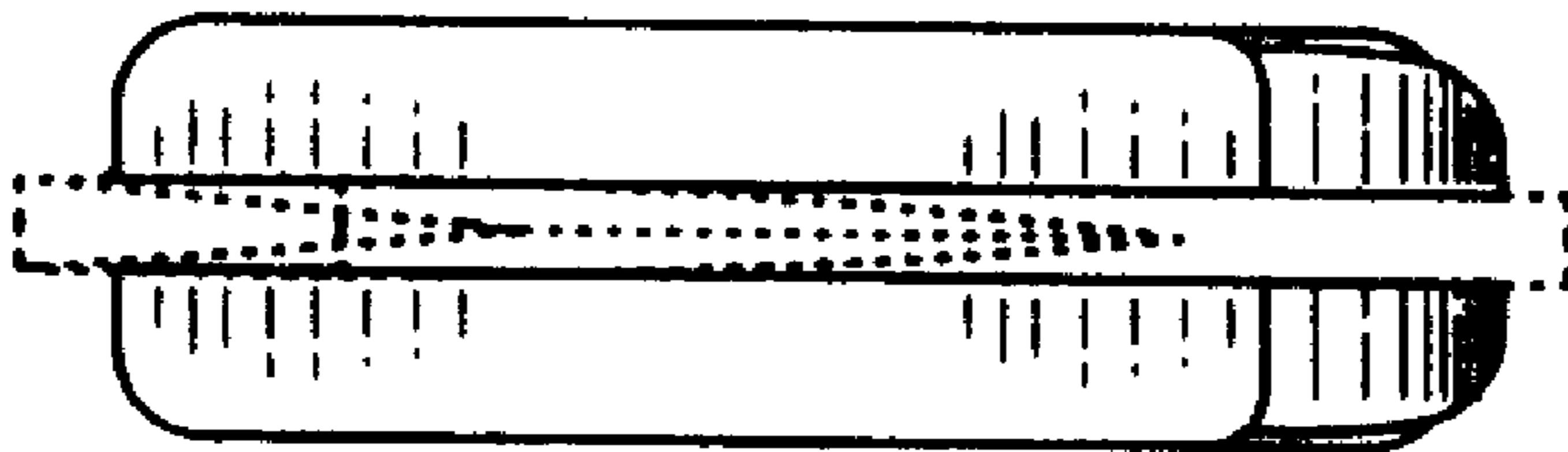


Fig. 5