



US00D442458S

(12) **United States Design Patent**  
**Jimenez**

(10) **Patent No.:** **US D442,458 S**

(45) **Date of Patent:** **\*\* May 22, 2001**

(54) **HAND SAW HANDLE**

(75) Inventor: **Eduardo J. Jimenez**, Avon, CT (US)

(73) Assignee: **The Stanley Works**, New Britain, CT (US)

(\*\*) Term: **14 Years**

(21) Appl. No.: **29/127,671**

(22) Filed: **Aug. 11, 2000**

(51) **LOC (7) Cl.** ..... **08-03**

(52) **U.S. Cl.** ..... **D8/97; D8/107**

(58) **Field of Search** ..... D8/95, 96, 97,  
D8/107, 98; 30/511, 513, 514, 517, 506,  
339; 81/489

(56) **References Cited**

**U.S. PATENT DOCUMENTS**

D. 152,760	*	2/1949	Weaver	.....	D8/97
D. 249,453	*	9/1978	Covey	.....	D8/97
D. 251,825	*	5/1979	Breger	.....	D8/97
D. 251,964	*	5/1979	Breger	.....	D8/97
D. 260,072	*	8/1981	Covey	.....	D8/97
D. 269,848	*	7/1983	Covey	.....	D8/97
D. 317,395	*	6/1991	Landahl	.....	D8/97
D. 321,119	*	10/1991	Ciccione, III et al.	.....	D8/97
D. 395,218	*	6/1998	Martin	.....	D8/97
D. 395,588	*	6/1998	Davis et al.	.....	D8/97

D. 397,283 \* 8/1998 Carratura ..... D8/97

\* cited by examiner

*Primary Examiner*—Philip S. Hyder

(74) *Attorney, Agent, or Firm*—Pillsbury Winthrop LLP

(57) **CLAIM**

The ornamental design for a hand saw handle, as shown and described.

**DESCRIPTION**

FIG. 1 is a perspective view of a hand saw handle showing my design looking downwardly at a front and left side thereof, and showing a saw blade in phantom;

FIG. 2 is a left side elevational view of the hand saw handle and of the saw blade shown in phantom;

FIG. 3 is a top plan view of the hand saw handle and of the saw blade shown in phantom;

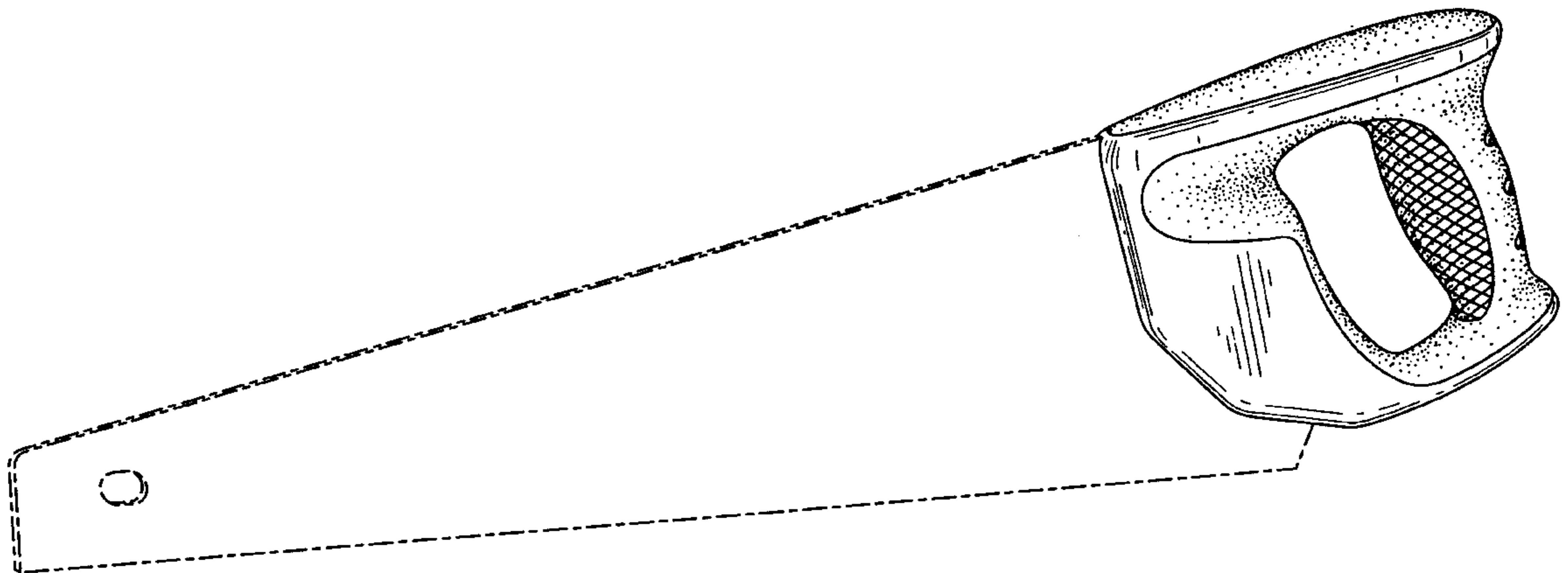
FIG. 4 is a bottom plan view of the hand saw handle and of the saw blade shown in phantom;

FIG. 5 is a front elevational view of the hand saw handle and of the saw blade shown in phantom; and,

FIG. 6 is a rear elevational view of the hand saw handle and of the saw blade shown in phantom.

The phantom dash line showing of the saw blade is for illustrative purposes only and forms no part of the claimed design.

**1 Claim, 3 Drawing Sheets**



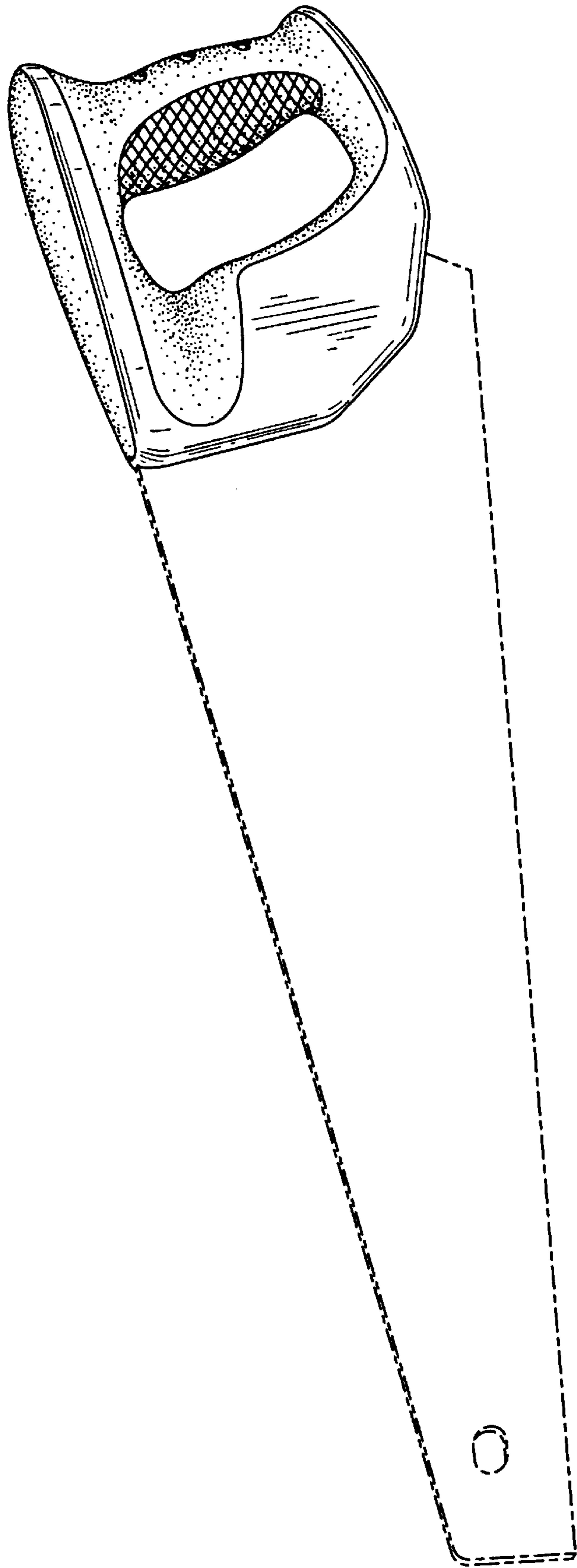


FIG. 1

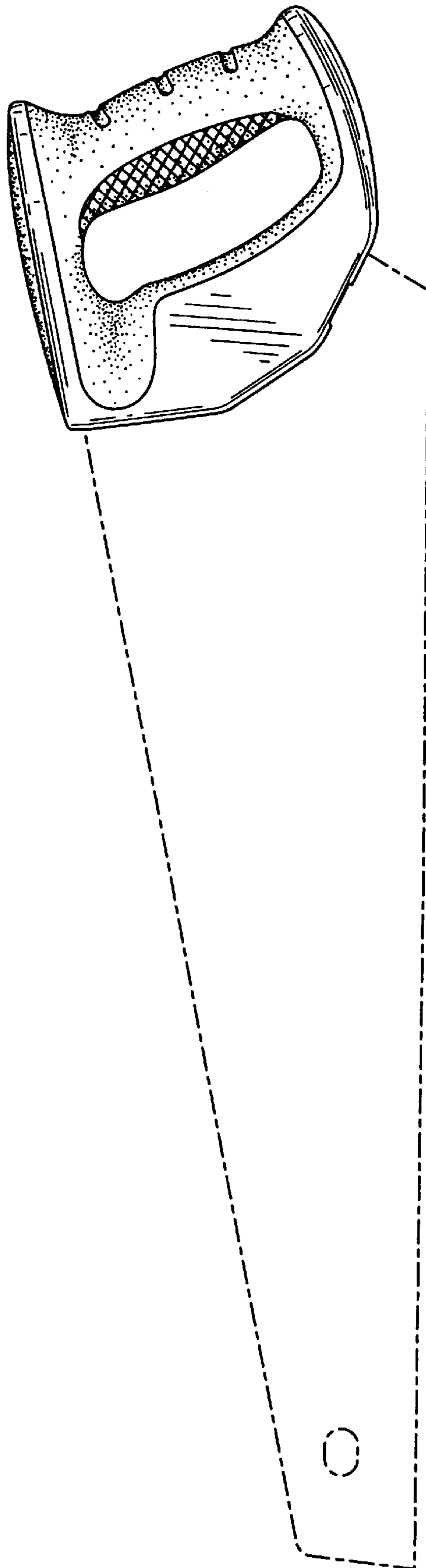


FIG. 2



FIG. 3

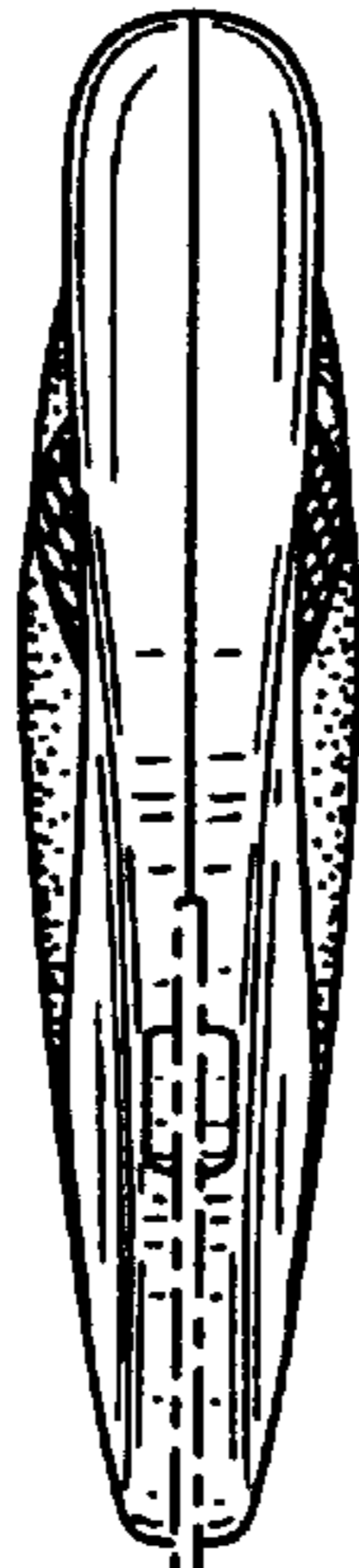


FIG. 4



FIG. 5

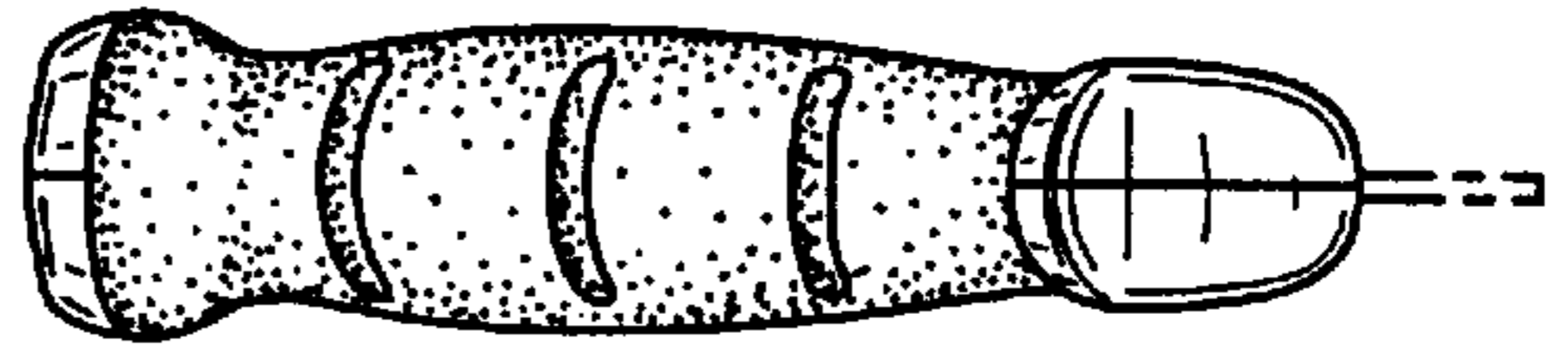


FIG. 6