



US00D442437S

(12) **United States Design Patent**  
**Wright**

(10) **Patent No.:** **US D442,437 S**

(45) **Date of Patent:** **\*\* May 22, 2001**

(54) **MIXING BOWL**

(75) Inventor: **Sabrena Wright**, Bellevue, WA (US)

(73) Assignee: **Progressive International Corp.**, Kent, WA (US)

(\*\*) Term: **14 Years**

(21) Appl. No.: **29/121,435**

(22) Filed: **Apr. 6, 2000**

(51) **LOC (7) Cl.** ..... **07-01**

(52) **U.S. Cl.** ..... **D7/543**

(58) **Field of Search** ..... D7/543, 501, 505,  
D7/538, 540, 541, 542-549, 553.6, 553.7,  
555, 547, 557, 562, 564, 365, 572, 576,  
586, 608, 357, 360, 346, 611, 354, 614;  
220/574, 575; 206/562, 561, 538

(56) **References Cited**

**U.S. PATENT DOCUMENTS**

D. 383,646	*	9/1997	Jeppesen et al.	.....	D7/543
5,419,454	*	5/1995	Stowell et al.	.....	D7/501
5,423,452	*	6/1995	Tardif	.....	D7/501

\* cited by examiner

*Primary Examiner*—Antoine Duval Davis

(74) *Attorney, Agent, or Firm*—John R. Benefiel

(57) **CLAIM**

The ornamental design for a mixing bowl, as shown and described.

**DESCRIPTION**

FIG. 1 is a perspective view of a mixing bowl according to the present invention.

FIG. 2 is a front elevational view of the mixing bowl shown in FIG. 1.

FIG. 3 is a rear view of the mixing bowl shown in FIGS. 1 and 2.


FIG. 4 is a top view of the mixing bowl shown in FIGS. 1-3.

FIG. 5 is a bottom view of the mixing bowl shown in FIGS. 1-4.

FIG. 6 is a left side view of the mixing bowl shown in FIGS. 1-5; and,

FIG. 7 is a right side view of the mixing bowl shown in FIGS. 1-6.

**1 Claim, 7 Drawing Sheets**






Figure 1




Figure 2






Figure 3





Figure 4



**Figure 5**






Figure 6




Figure 7