



US00D442433S

(12) **United States Design Patent**
Tubby et al.

(10) **Patent No.:** **US D442,433 S**

(45) **Date of Patent:** **** May 22, 2001**

(54) **UTILITY LIGHTER**

(75) Inventors: **Brian J. Tubby**, Milford; **Michael Kent**, Cheshire, both of CT (US)

(73) Assignee: **BIC Corporation**, Milford, CT (US)

(**) Term: **14 Years**

(21) Appl. No.: **29/117,314**

(22) Filed: **Jan. 24, 2000**

(51) **LOC (7) Cl.** **07-97**

(52) **U.S. Cl.** **D7/416**

(58) **Field of Search** D7/416, 417; D27/147, D27/139, 141, 154; 417/411; 431/345, 153, 255, 254, 13; 361/260; 126/414, 25 B

(56) **References Cited**

U.S. PATENT DOCUMENTS

D. 267,820	2/1983	Tomita .	
D. 293,603	1/1988	Matsumaru .	
D. 294,329	2/1988	Matsumaru .	
D. 295,598 *	5/1988	Takase	D7/416
D. 298,272	10/1988	Nitta .	
D. 314,118	1/1991	Lloveras Capilla .	
D. 327,813	7/1992	Shike et al. .	
D. 354,196	1/1995	Inoue .	
D. 360,107	7/1995	Segawa .	
D. 360,557	7/1995	Ono et al. .	
D. 364,778	12/1995	Choi .	
D. 377,736	2/1997	Iwagaki et al. .	
D. 382,172 *	8/1997	Zemel	D7/416
D. 390,063 *	2/1998	Kim	D7/416
D. 390,749	2/1998	Ferrara, Jr. .	
D. 403,206 *	12/1998	Hsu	D7/416
D. 407,945	4/1999	Moran, IV .	
D. 410,819 *	6/1999	Hsu	D7/416
D. 424,374 *	5/2000	Stein	D7/416
D. 428,766 *	8/2000	Galimond	D7/416
4,292,021	9/1981	Miyagawa .	
4,516,933	5/1985	Buzzi .	
4,569,654	2/1986	Borghesi .	
4,610,624	9/1986	Bruhn .	
4,778,379	10/1988	Nitta .	
4,778,380	10/1988	Nitta .	
5,154,601	10/1992	Lloveras Capilla .	
5,326,256	7/1994	Shike et al. .	

5,496,169	3/1996	Chen .
5,616,022	4/1997	Moran, IV .
5,697,775	12/1997	Saito et al. .
5,738,507	4/1998	Mifune et al. .
5,865,614	2/1999	Hsu .
5,897,308	4/1999	Saito et al. .

FOREIGN PATENT DOCUMENTS

2355217	5/1975	(DE) .
295 03 871 U	6/1995	(DE) .
2016666	9/1979	(GB) .
00222708	4/1995	(IT) .
MI95U0534	7/1995	(IT) .
00231326	8/1999	(IT) .

OTHER PUBLICATIONS

Cricket package, front and rear, 1999.
Korean catalogue dated Oct. 26, 1994.

* cited by examiner

Primary Examiner—M. N. Pandozzi

(74) *Attorney, Agent, or Firm*—Pennie & Edmonds LLP

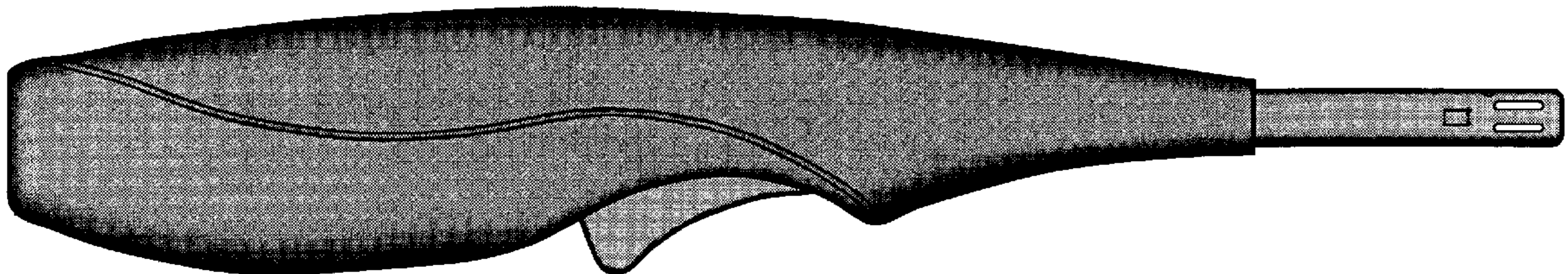
(57) **CLAIM**

The ornamental design for a utility lighter, as shown and described.

DESCRIPTION

FIG. 1 is a front perspective view of a first embodiment of a utility lighter illustrating our new design;
 FIG. 2 is a back perspective view of the utility lighter in FIG. 1;
 FIG. 3 is a front view of the utility lighter shown in FIG. 1;
 FIG. 4 is a back view of the utility lighter shown in FIG. 1;
 FIG. 5 is a top view of the utility lighter shown in FIG. 1;
 FIG. 6 is a bottom view of the utility lighter shown in FIG. 1;
 FIG. 7 is an end view of the utility lighter shown in FIG. 1; and,
 FIG. 8 is the other end view of the utility lighter shown in FIG. 1.
 Any showing of the color contrast in FIGS. 1–8 is for illustrative purposes only and forms no part of the claimed design.

1 Claim, 4 Drawing Sheets



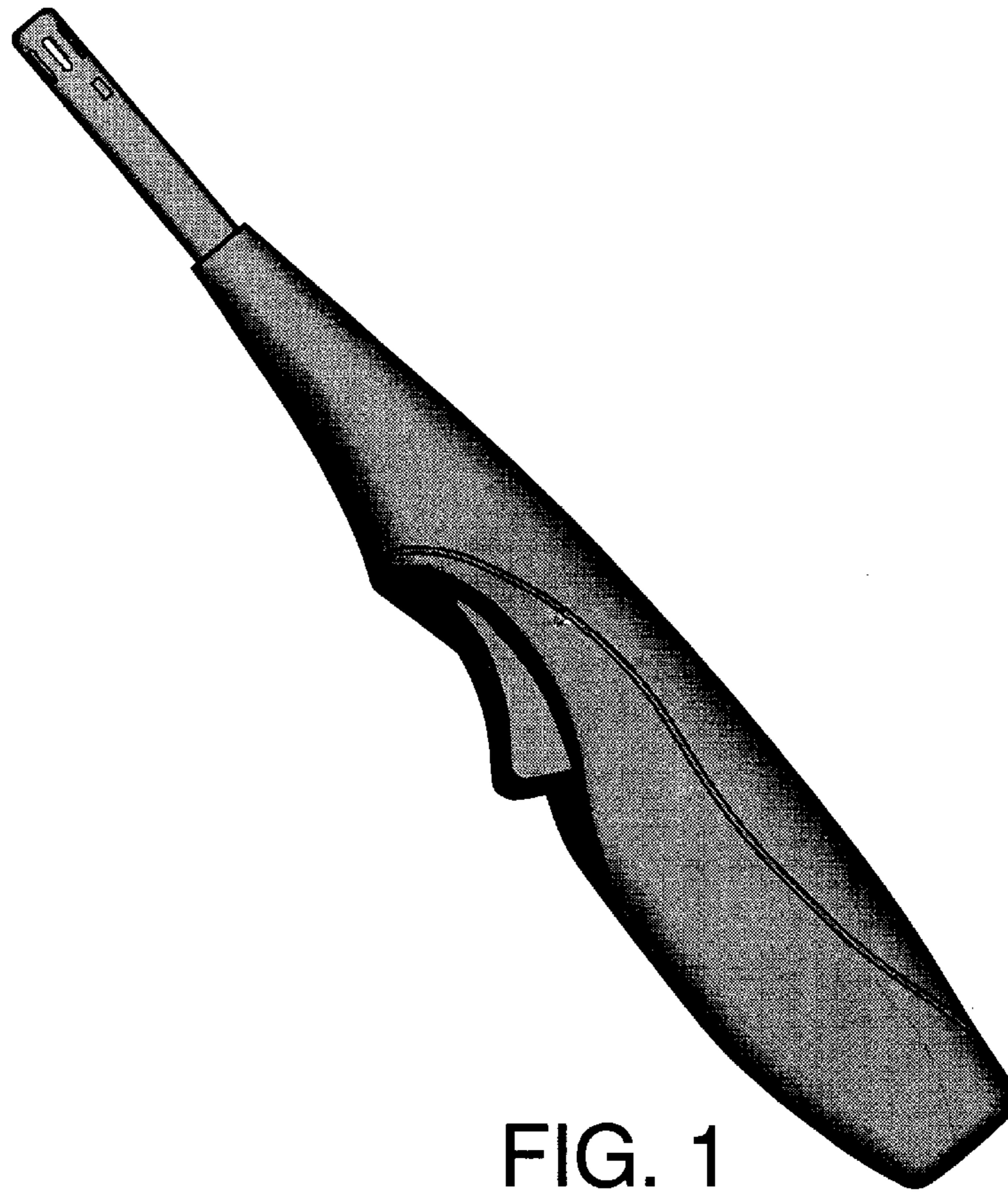


FIG. 1

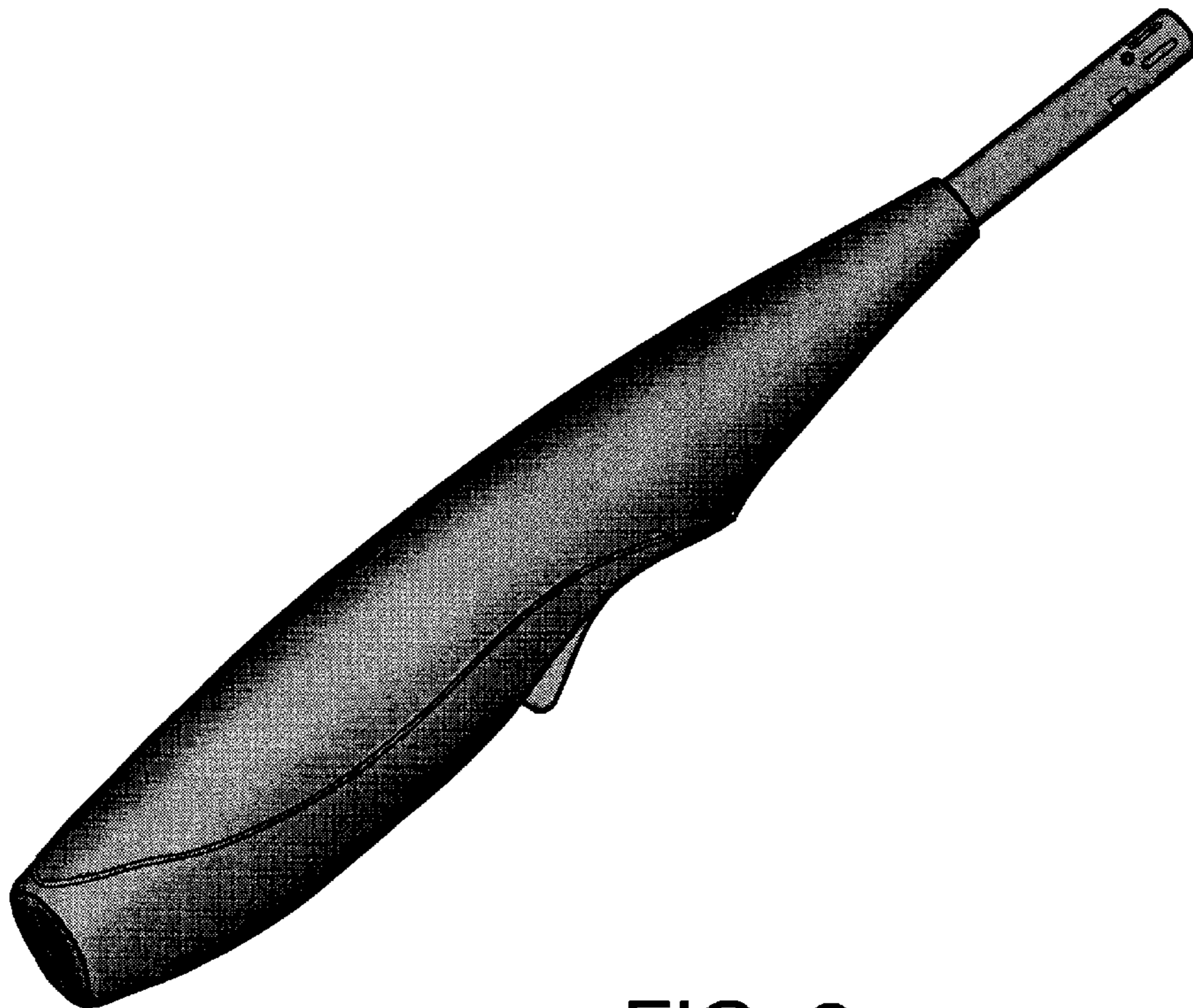


FIG. 2




FIG. 3

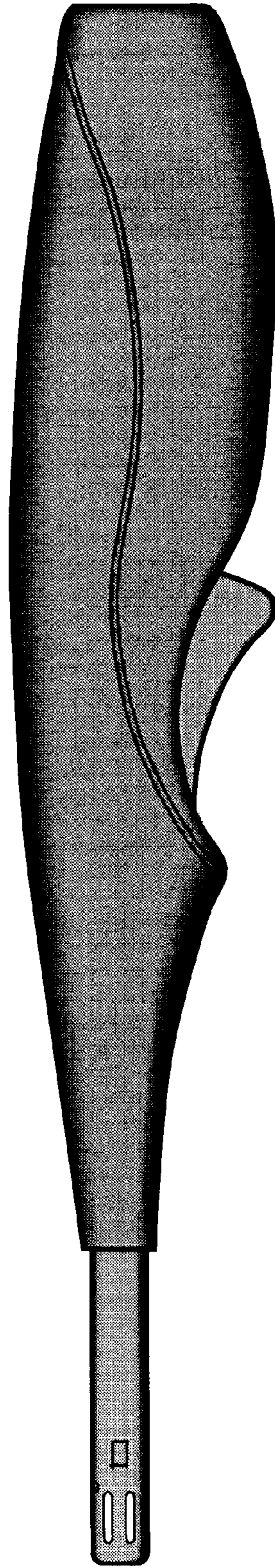


FIG. 4




FIG. 5




FIG. 6




FIG. 7




FIG. 8