



US00D442412S

(12) **United States Design Patent**
Gesing

(10) **Patent No.:** **US D442,412 S**

(45) **Date of Patent:** **** May 22, 2001**

(54) **RACK**

1,253,950 * 1/1918 Fischer 211/41.1

(76) Inventor: **Sahara A. Gesing**, 2510 Valencia Ter.,
Charlotte, NC (US) 28226

(**) Term: **14 Years**

(21) Appl. No.: **29/105,066**

(22) Filed: **May 17, 1999**

Related U.S. Application Data

(62) Division of application No. 29/078,024, filed on Oct. 15,
1997, now Pat. No. Des. 415,633.

(51) **LOC (7) Cl.** **06-04**

(52) **U.S. Cl.** **D6/570**

(58) **Field of Search** D6/567, 569, 570;
211/41.1, 41.2, 71, 74, 86-88, 90

(56) **References Cited**

U.S. PATENT DOCUMENTS

D. 169,481	*	5/1953	Helpfenbein et al.	D6/570
D. 171,328	*	1/1954	Greenlee	D6/570
D. 281,125		10/1985	Brown	D6/477
D. 337,466	*	7/1993	Moser	D6/570
D. 371,700		7/1996	Rosen	D6/483

OTHER PUBLICATIONS

Pennsylvania House, Jun. 1994, p. 134, cocktail table at
lower left.

Lazarus, Aug. 1992, front cover, table.

Thomasville, Replicas 11800, p. 24, Jan. 1984, table at top
left.

* cited by examiner

Primary Examiner—Brian N. Vinson

(74) *Attorney, Agent, or Firm*—Kilpatrick Stockton LLP;
Charles W. Calkins; James J. Bindseil

(57) **CLAIM**

The ornamental design for a rack, as shown and described.

DESCRIPTION

FIG. 1 is a top, front, and right side perspective view of a
rack showing my new design;

FIG. 2 is a front elevational view thereof;

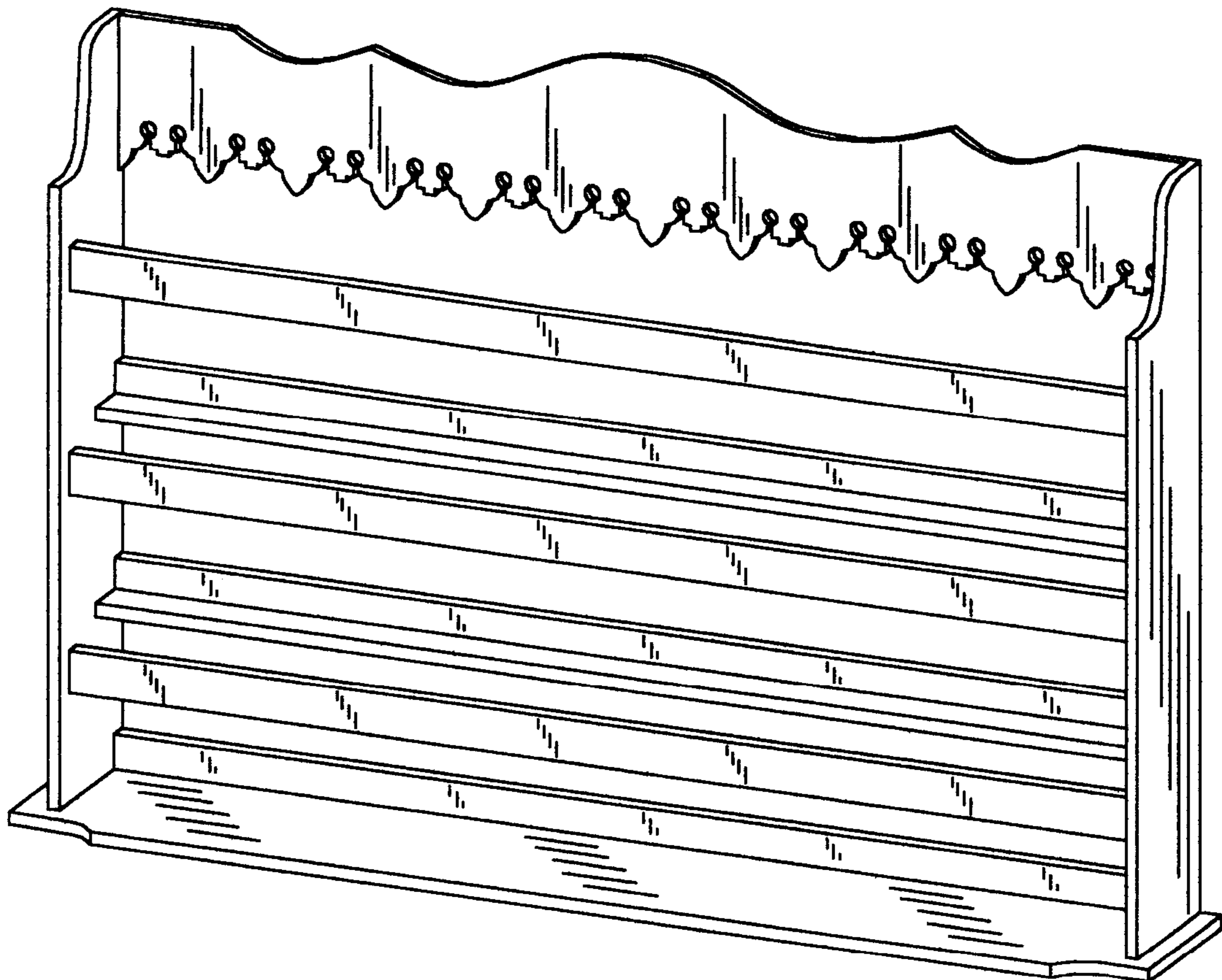
FIG. 3 is a rear elevational view thereof;

FIG. 4 is a top plan view thereof;

FIG. 5 is a bottom plan view thereof; and,

FIG. 6 is a left side elevational view thereof.

1 Claim, 3 Drawing Sheets



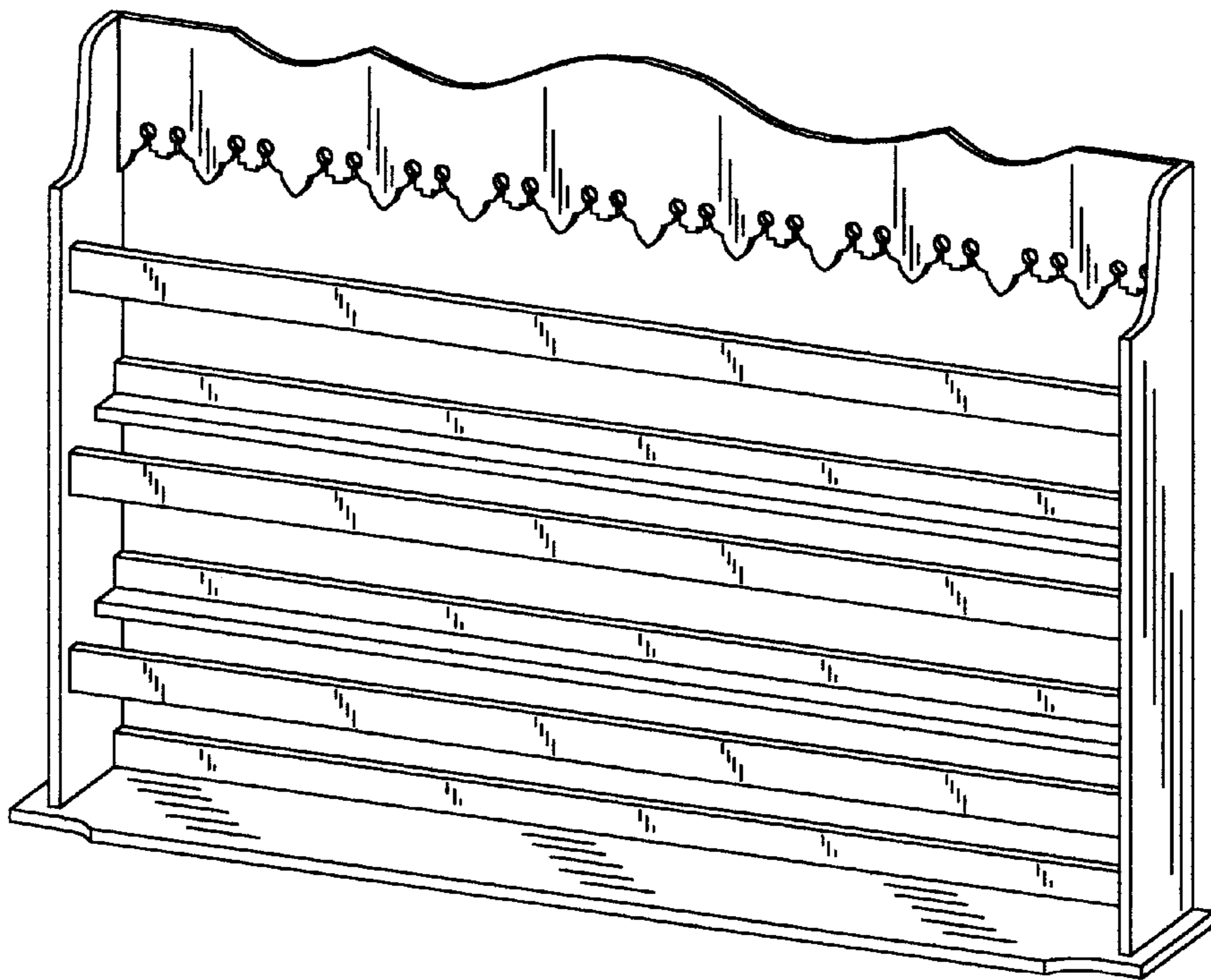


FIG. 1

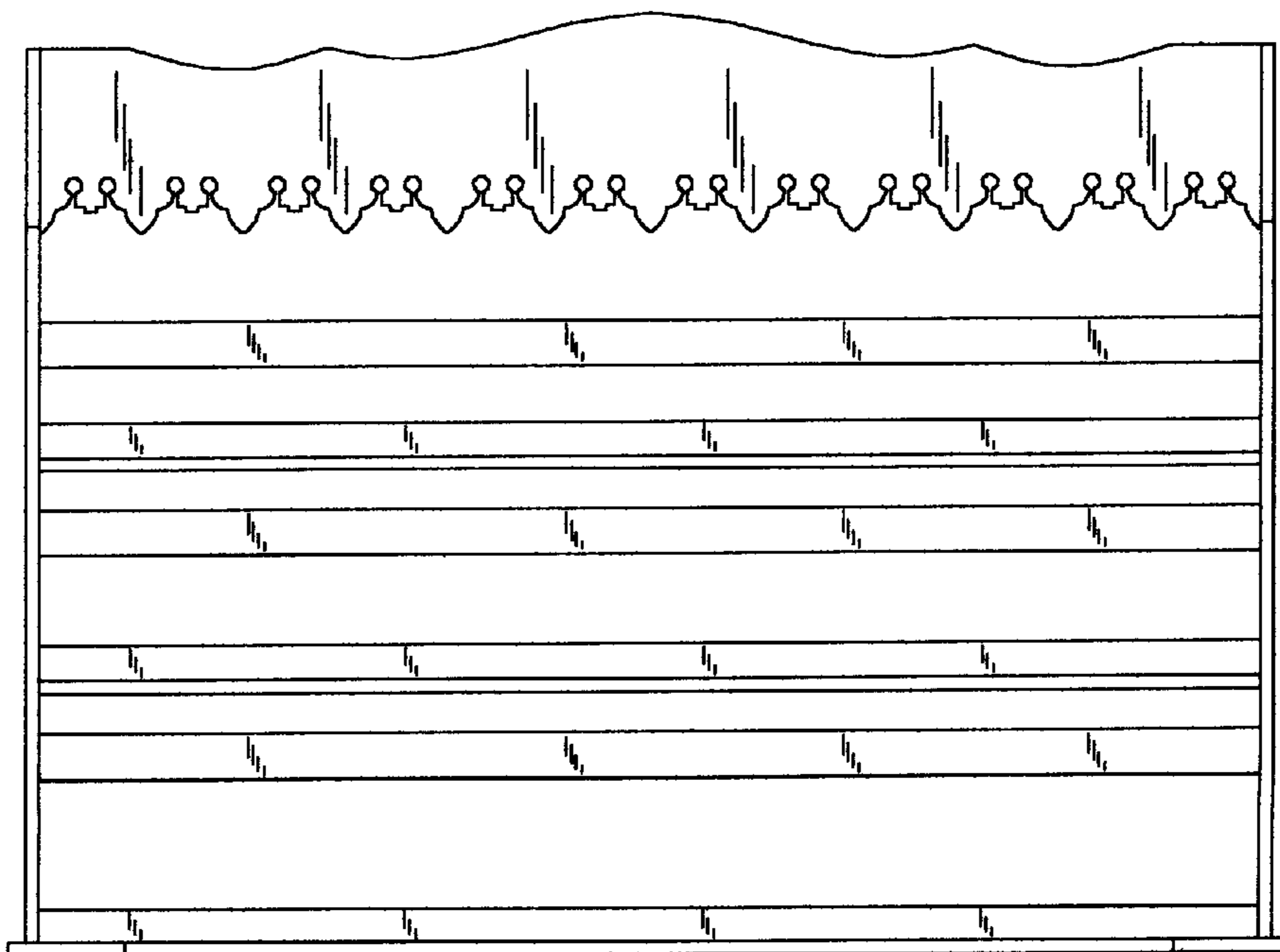


FIG. 2

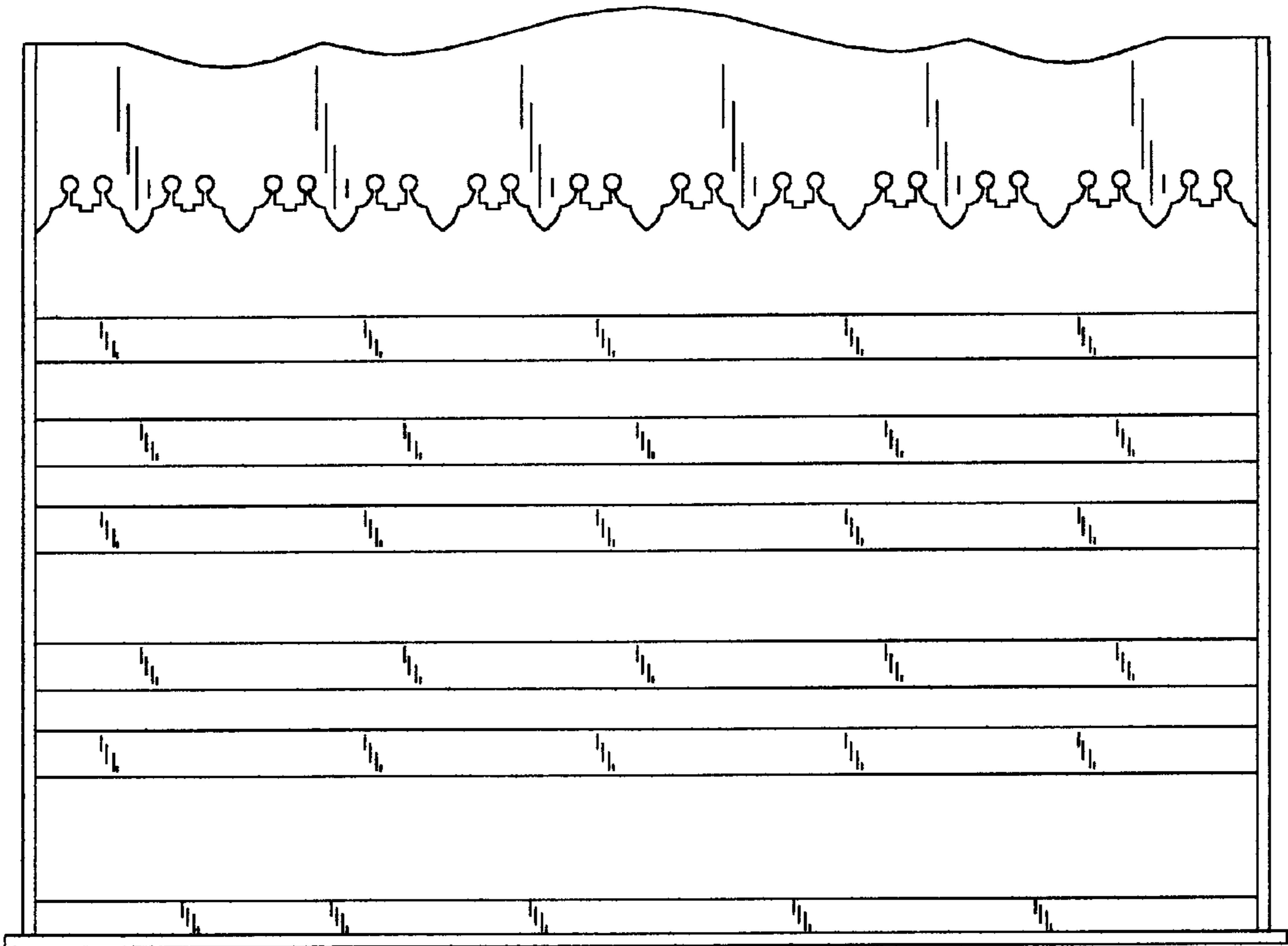


FIG. 3

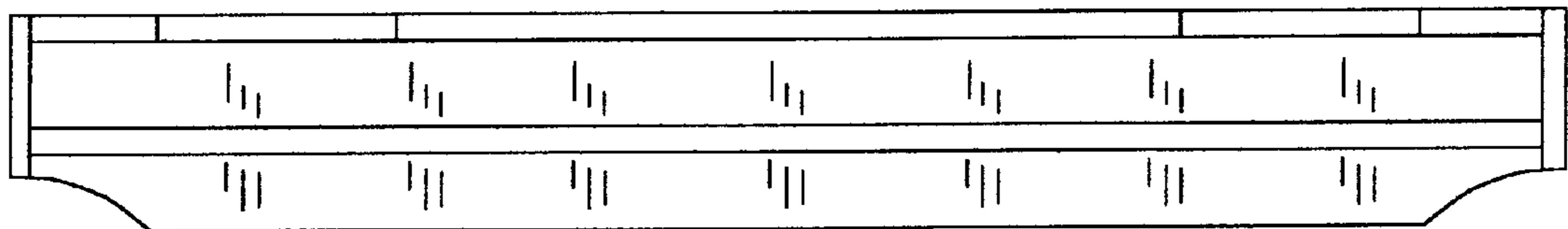


FIG. 4

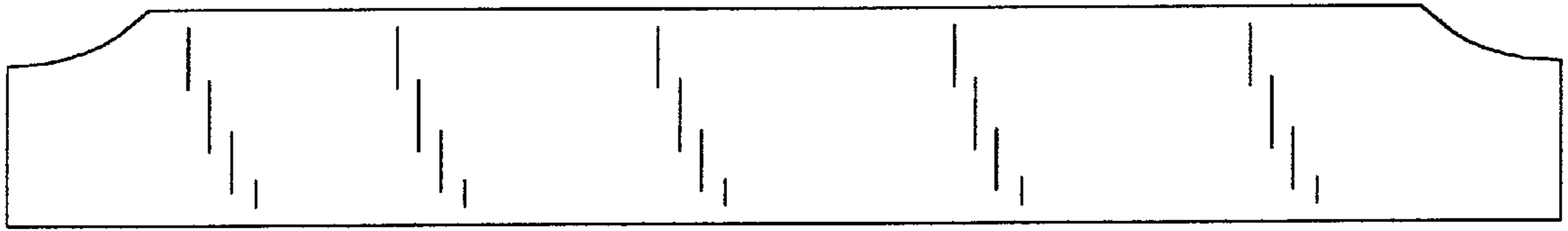


FIG. 5




FIG. 6