



US00D442410S

(12) **United States Design Patent**
Winter

(10) **Patent No.:** **US D442,410 S**

(45) **Date of Patent:** **** May 22, 2001**

- (54) **WALL CABINET WITH DOORS**
- (75) Inventor: **Paul Henry Winter**, Newark, DE (US)
- (73) Assignee: **Zenith Products Corp.**, New Castle, DE (US)
- (**) Term: **14 Years**
- (21) Appl. No.: **29/130,473**
- (22) Filed: **Sep. 29, 2000**
- (51) **LOC (7) Cl.** **06-04**
- (52) **U.S. Cl.** **D6/561**
- (58) **Field of Search** D6/553, 559, 560-561, D6/329, 396, 432, 436-439, 444-446, 448; 312/209, 224-225, 234, 242, 245; 206/320, 823

- D. 375,221 * 11/1996 Palka D6/561
- D. 385,737 * 11/1997 Chen D6/561
- D. 409,412 * 5/1999 Zaidman D6/437
- D. 415,381 * 10/1999 Sun et al. D6/561
- D. 426,736 * 6/2000 Winter et al. D6/561

* cited by examiner

Primary Examiner—Brian N. Vinson

(74) *Attorney, Agent, or Firm*—Edgar A. Zarins; Lloyd D. Doigan

(57) **CLAIM**


The ornamental design for a wall cabinet with doors, as shown and described.

DESCRIPTION

FIG. 1 is a perspective view of a wall cabinet with doors showing my new design;
 FIG. 2 is a front elevational view thereof;
 FIG. 3 is a right side view thereof, the opposite side being a mirror image of the side shown;
 FIG. 4 is a top plan view thereof; and,
 FIG. 5 is a bottom plan view thereof.

- (56) **References Cited**
- U.S. PATENT DOCUMENTS
- D. 224,995 * 10/1972 Harrison D6/561
- D. 276,392 * 11/1984 Palka D6/561
- D. 340,818 * 11/1993 Black D6/436

1 Claim, 2 Drawing Sheets






Fig-1

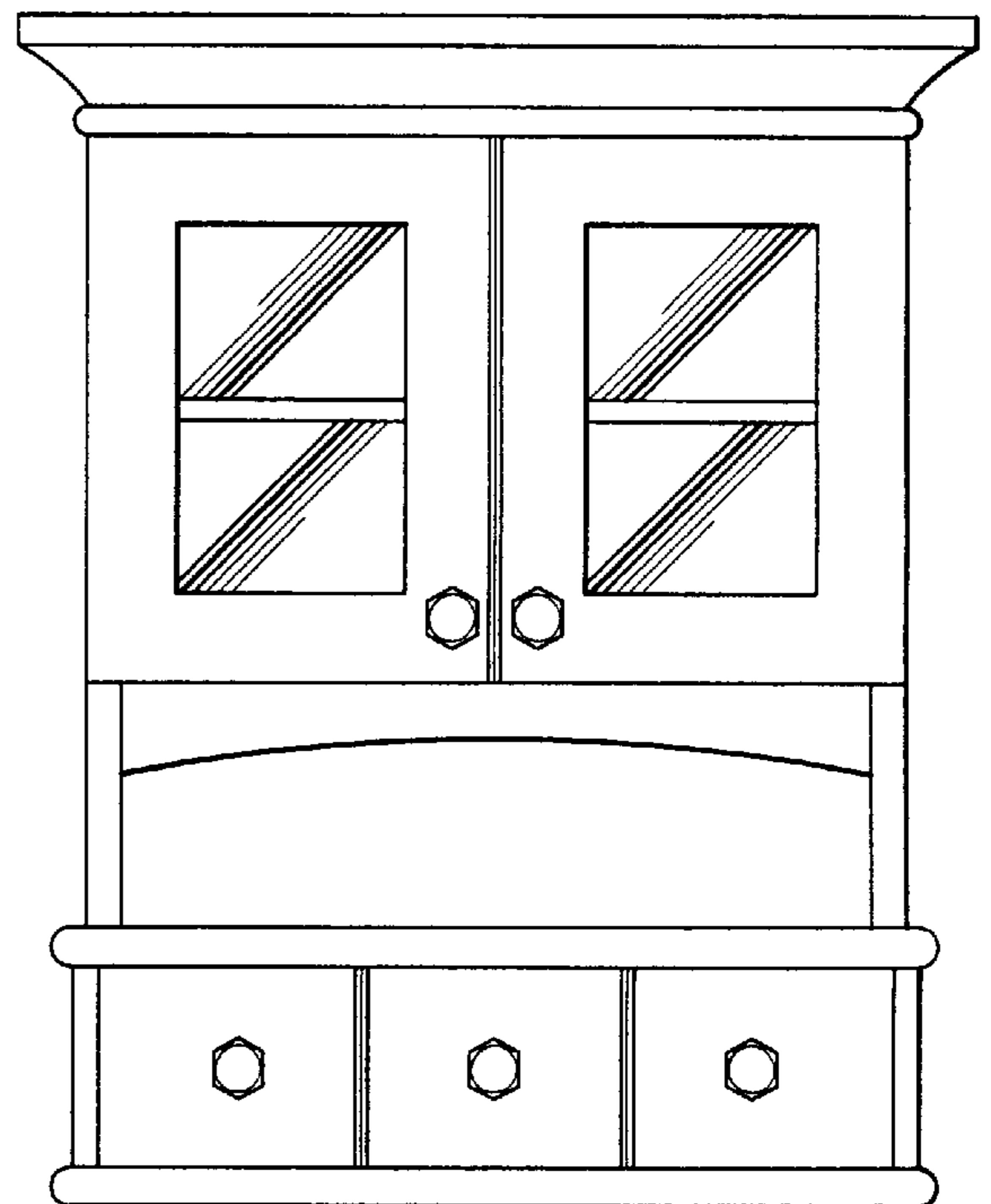


Fig-2

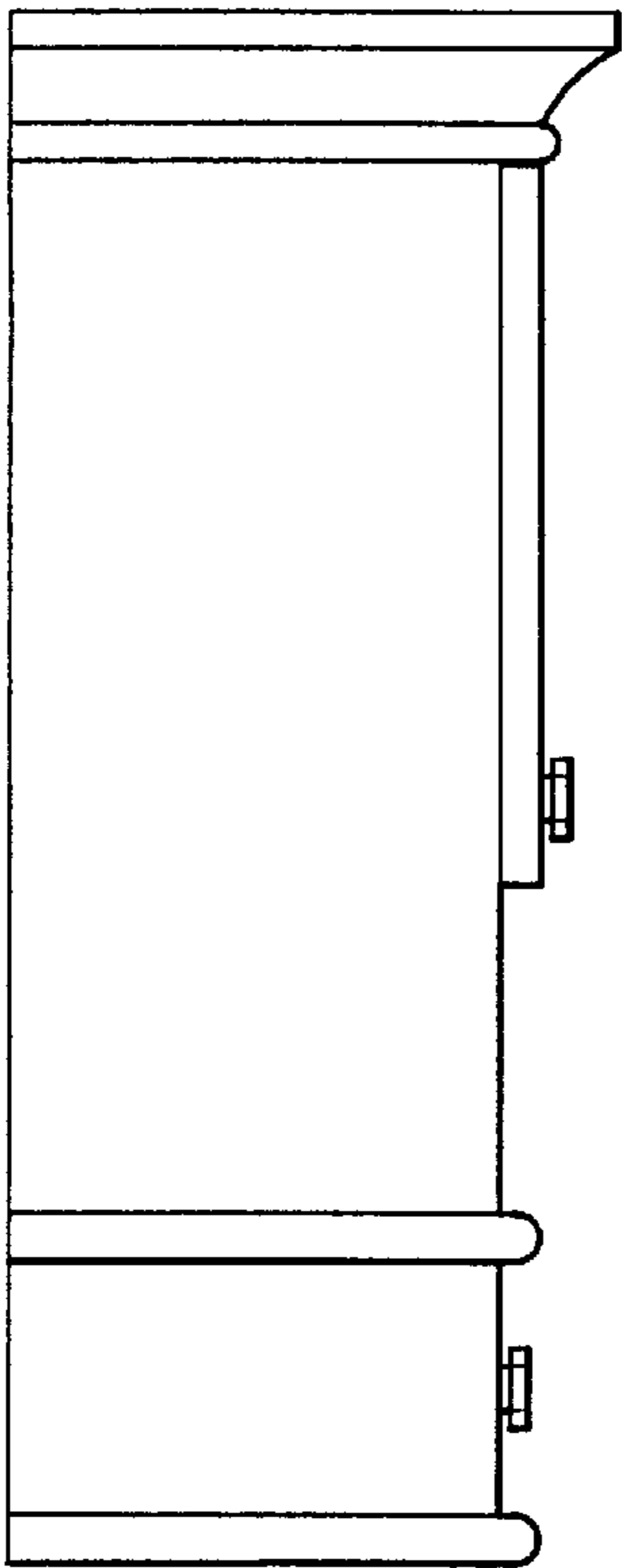


Fig-3




Fig-4




Fig-5