



US00D442395S

(12) **United States Design Patent**  
**McClintock et al.**

(10) **Patent No.:** **US D442,395 S**

(45) **Date of Patent:** **\*\* May 22, 2001**

(54) **DESK**

(76) Inventors: **Patrick Steven McClintock**, 354  
Streamwood, Irvine, CA (US) 92620;  
**Kimberly Ann Spence**, 31276 W. Nine  
Dr., Laguna Niguel, CA (US) 92677;  
**Quoc Winston Bao**, 17376 E. Park,  
Chino Hills, CA (US) 91709

(\*\*) Term: **14 Years**

(21) Appl. No.: **29/127,259**

(22) Filed: **Aug. 2, 2000**

**Related U.S. Application Data**

(62) Division of application No. 29/111,038, filed on Sep. 20,  
1999.

(51) **LOC (7) Cl.** ..... **06-03**

(52) **U.S. Cl.** ..... **D6/480**

(58) **Field of Search** ..... D6/480-489, 495-497,  
D6/498, 511; 108/150, 153.1, 155, 156,  
157.1, 161; 248/188, 188.1, 188.7

(56) **References Cited**

**U.S. PATENT DOCUMENTS**

D. 352,853	*	11/1994	Hosoe	.....	D6/482
D. 359,405	*	6/1995	Ball	.....	D6/482
D. 388,639	*	1/1998	Dormon et al.	.....	D6/482
D. 407,578	*	4/1999	Crinion	.....	D6/436
5,341,749	*	8/1994	Noakes	.....	108/64

\* cited by examiner

*Primary Examiner*—Janice E. Seeger

(74) *Attorney, Agent, or Firm*—Stetina Brunda Garred &  
Brucker

(57) **CLAIM**

The ornamental design for an desk, as shown and described.

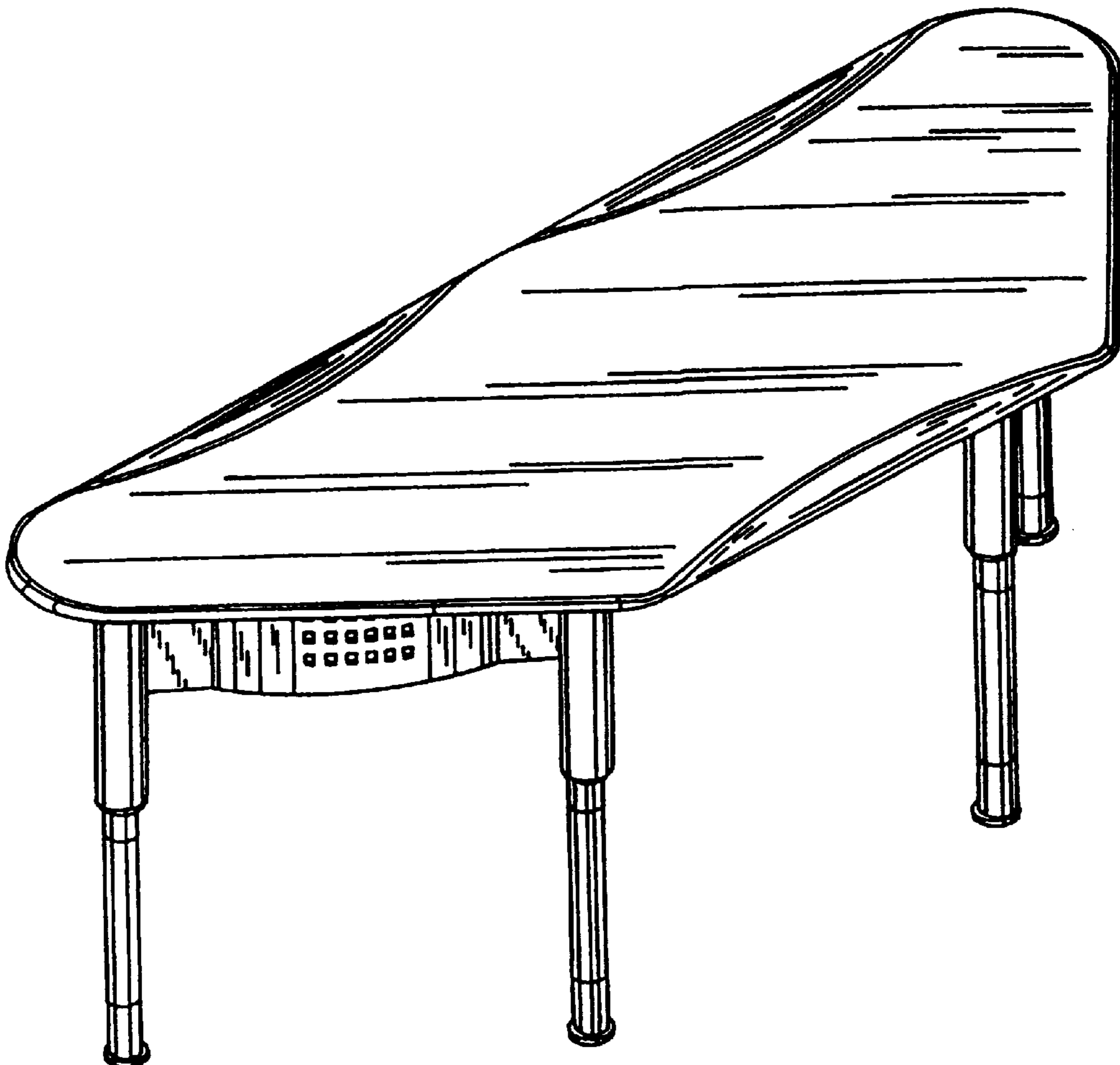
**DESCRIPTION**

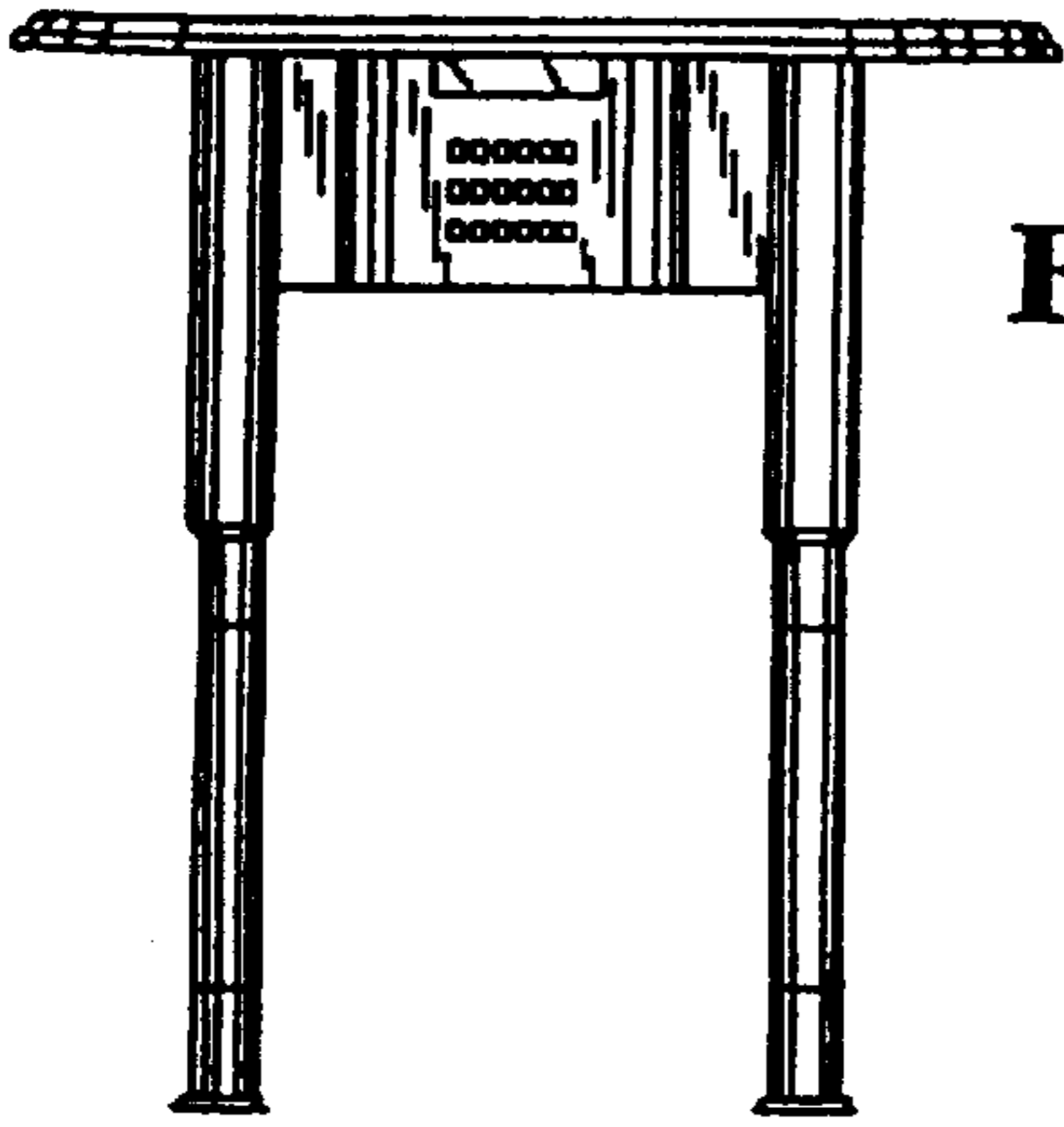
FIG. 1 is a perspective view of the desk of the present  
invention showing our new design;

FIG. 2 is an end elevational view thereof; and,

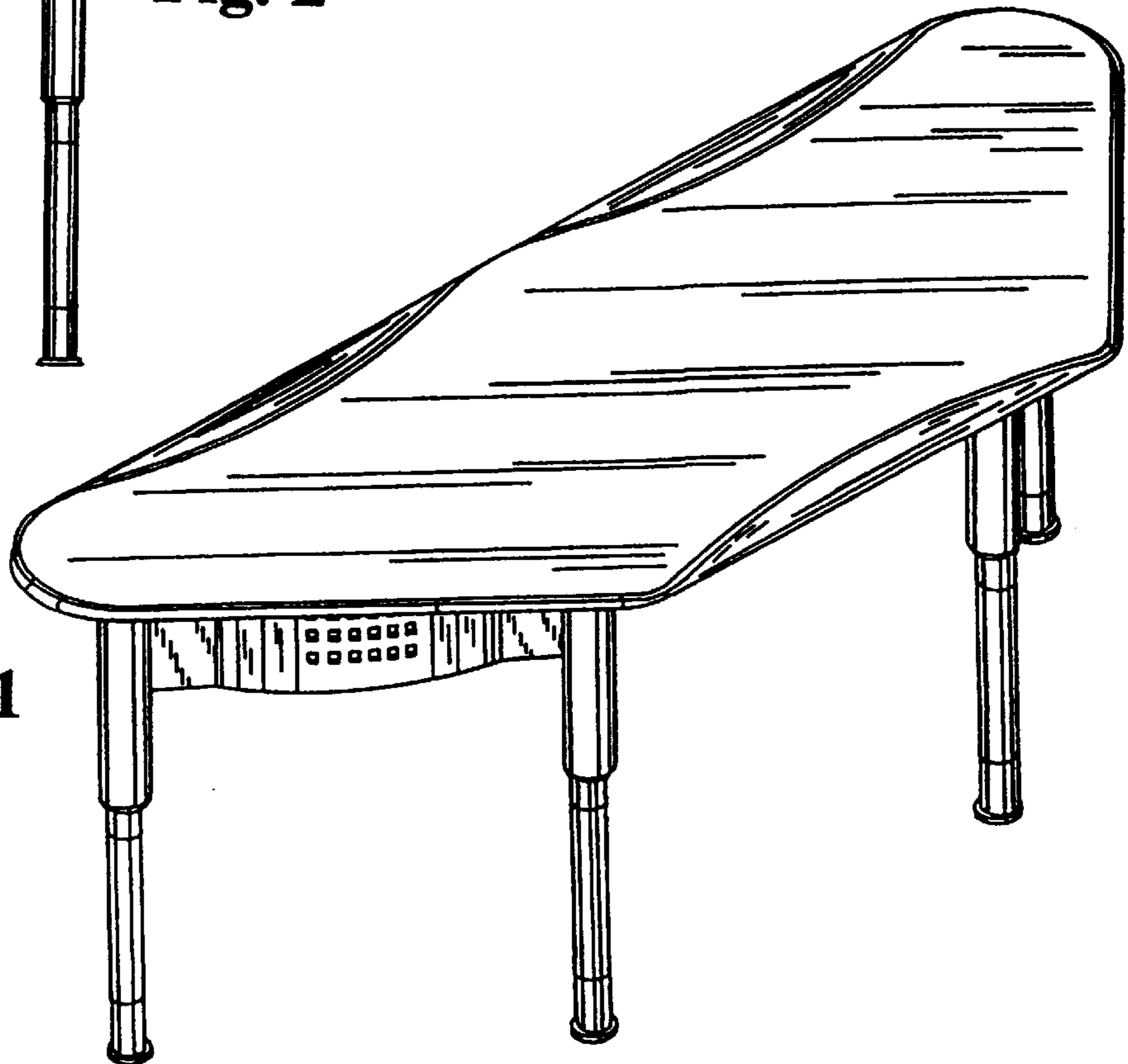
FIG. 3 is a front elevational view thereof.

**1 Claim, 1 Drawing Sheet**

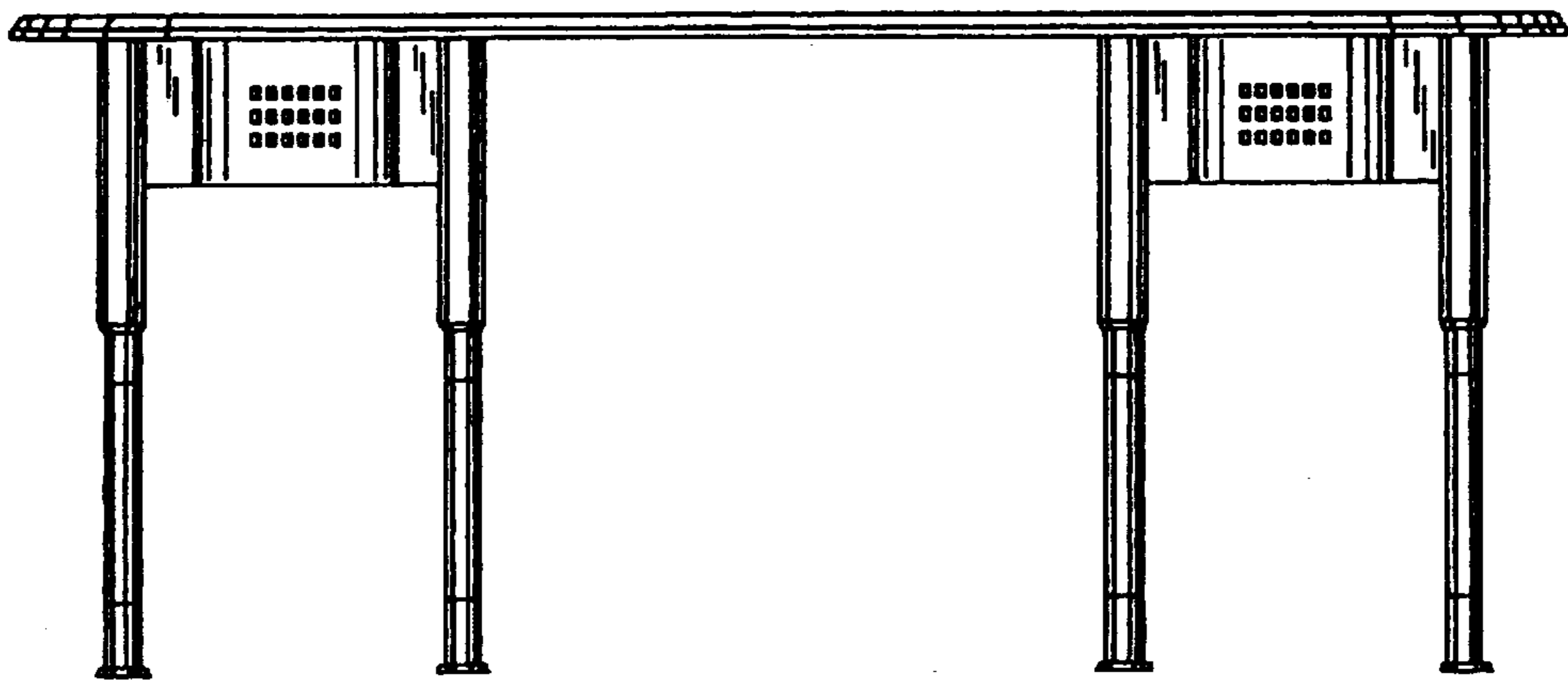




**Fig. 2**



**Fig. 1**



**Fig. 3**