



US00D442394S

(12) **United States Design Patent**  
**Walker**

(10) **Patent No.:** **US D442,394 S**

(45) **Date of Patent:** **\*\* May 22, 2001**

(54) **MAGAZINE RACK**

(75) **Inventor:** **David Walker**, Chester, PA (US)

(73) **Assignee:** **Zenith Products Corp.**, New Castle, DE (US)

(\*\*) **Term:** **14 Years**

(21) **Appl. No.:** **29/115,034**

(22) **Filed:** **Dec. 6, 1999**

(51) **LOC (7) Cl.** ..... **06-06**

(52) **U.S. Cl.** ..... **D6/475**

(58) **Field of Search** ..... D6/470-475, 396,  
D6/449, 491; 211/2, 126.6, 42, 43, 133.2,  
195, 201, 202, 175, DIG. 1; 247/18, 164,  
29, 31; 248/164, 166, 431, 432

(56) **References Cited**

**U.S. PATENT DOCUMENTS**

- D. 114,186 \* 4/1939 Hobson ..... D6/476
- D. 172,831 \* 8/1954 Janis ..... D6/476
- D. 326,379 \* 5/1992 Gilbey ..... D6/466

- 2,652,930 \* 9/1953 Christenson ..... 211/132
- 3,606,950 \* 9/1971 Nevai ..... 211/132
- 3,907,359 \* 9/1975 Joiner ..... 297/18
- 4,239,280 \* 12/1980 Ackerman ..... D6/466 X

\* cited by examiner

*Primary Examiner*—Prabhakar Deshmukh

(74) *Attorney, Agent, or Firm*—Edgar A. Zarins; Lloyd D. Doigan

(57) **CLAIM**

The ornamental design for a magazine rack, as shown and described.

**DESCRIPTION**

FIG. 1 is a perspective view of a magazine rack showing my new design;  
 FIG. 2 is a front elevational view thereof;  
 FIG. 3 is an end view thereof, the opposite side being a mirror image of the end shown;  
 FIG. 4 is a top plan view thereof shown in a folded position;  
 and,  
 FIG. 5 is a bottom view thereof.

**1 Claim, 3 Drawing Sheets**



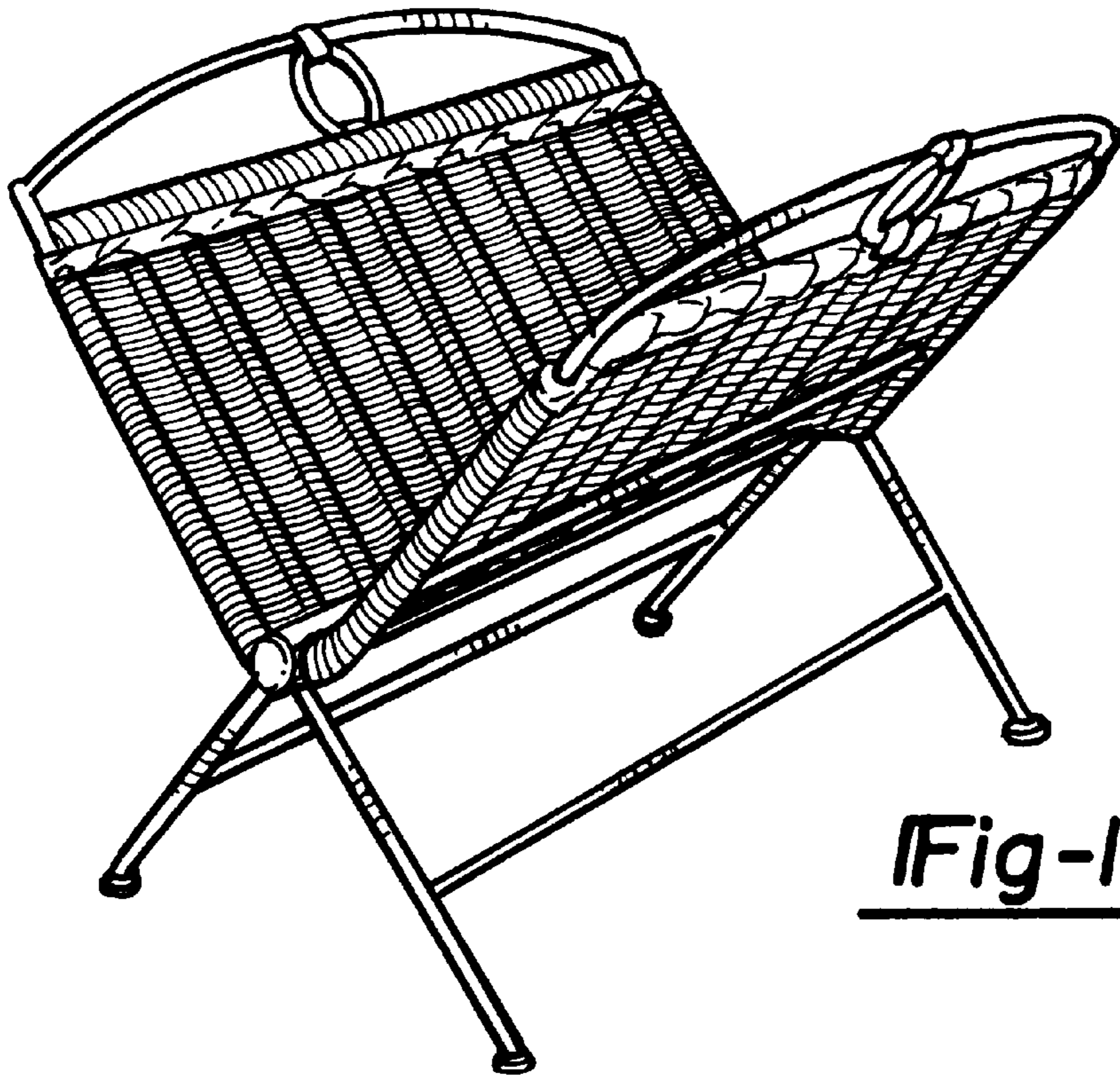


Fig-1




Fig-2

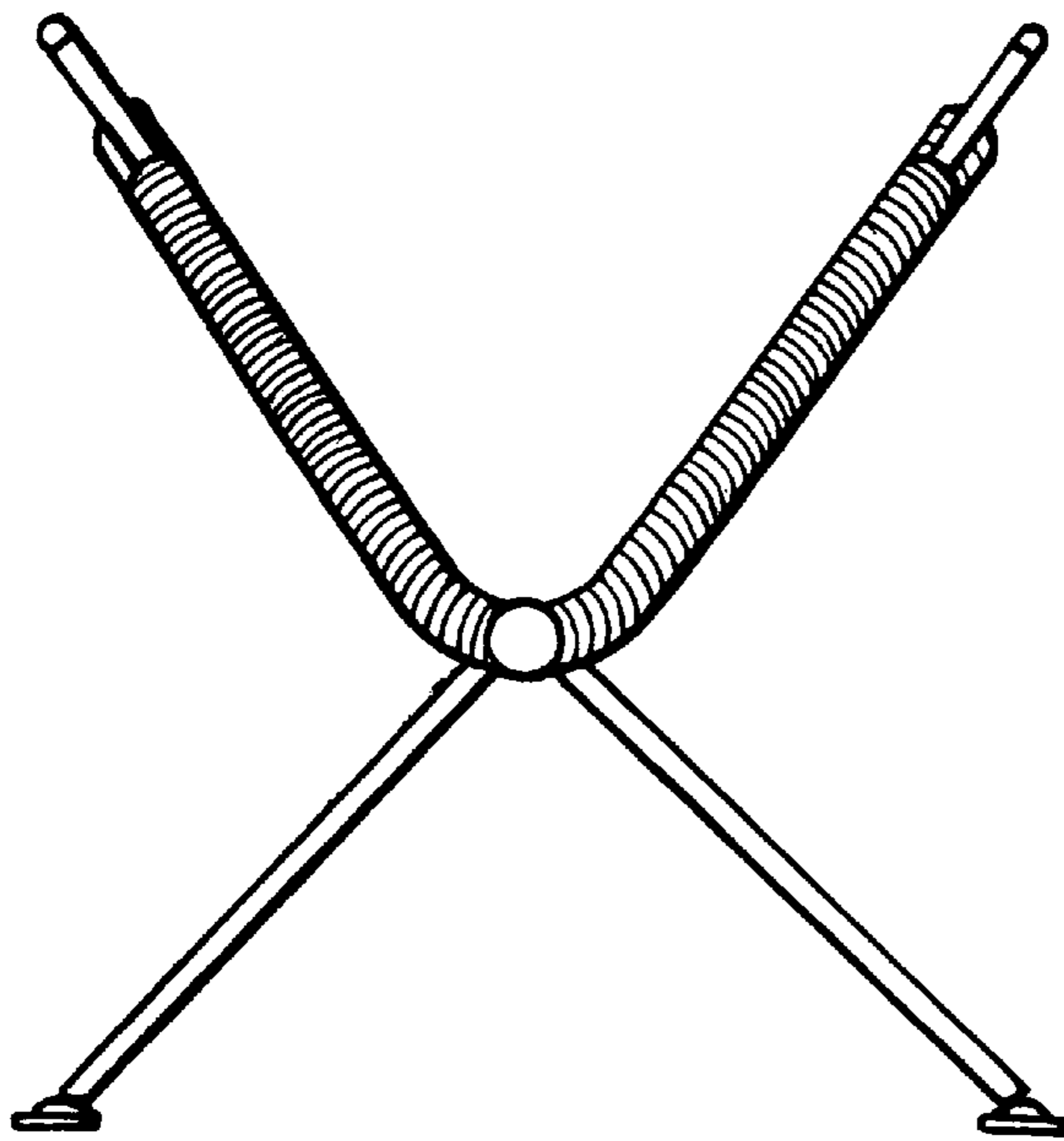


Fig-3

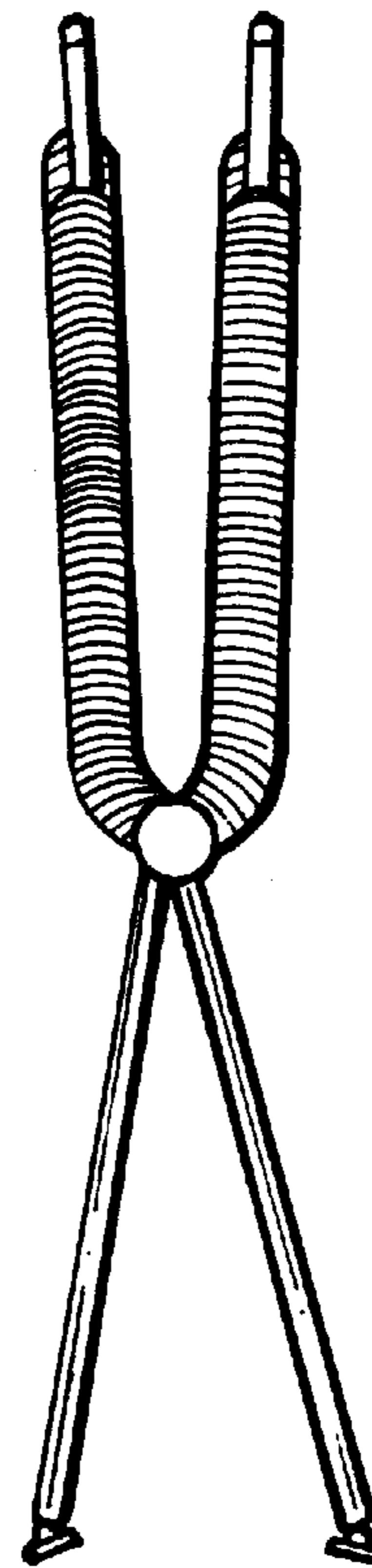


Fig-4

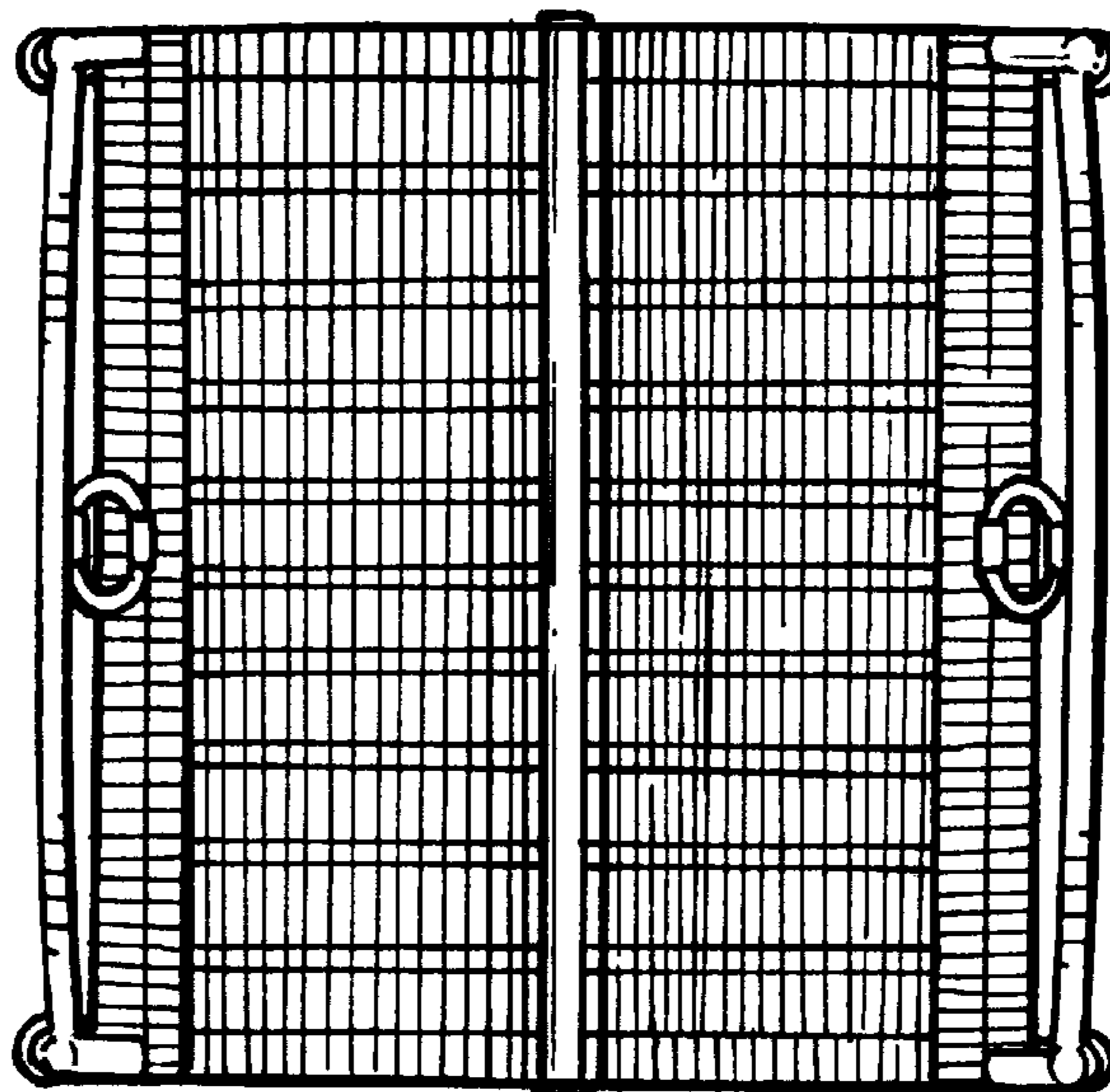
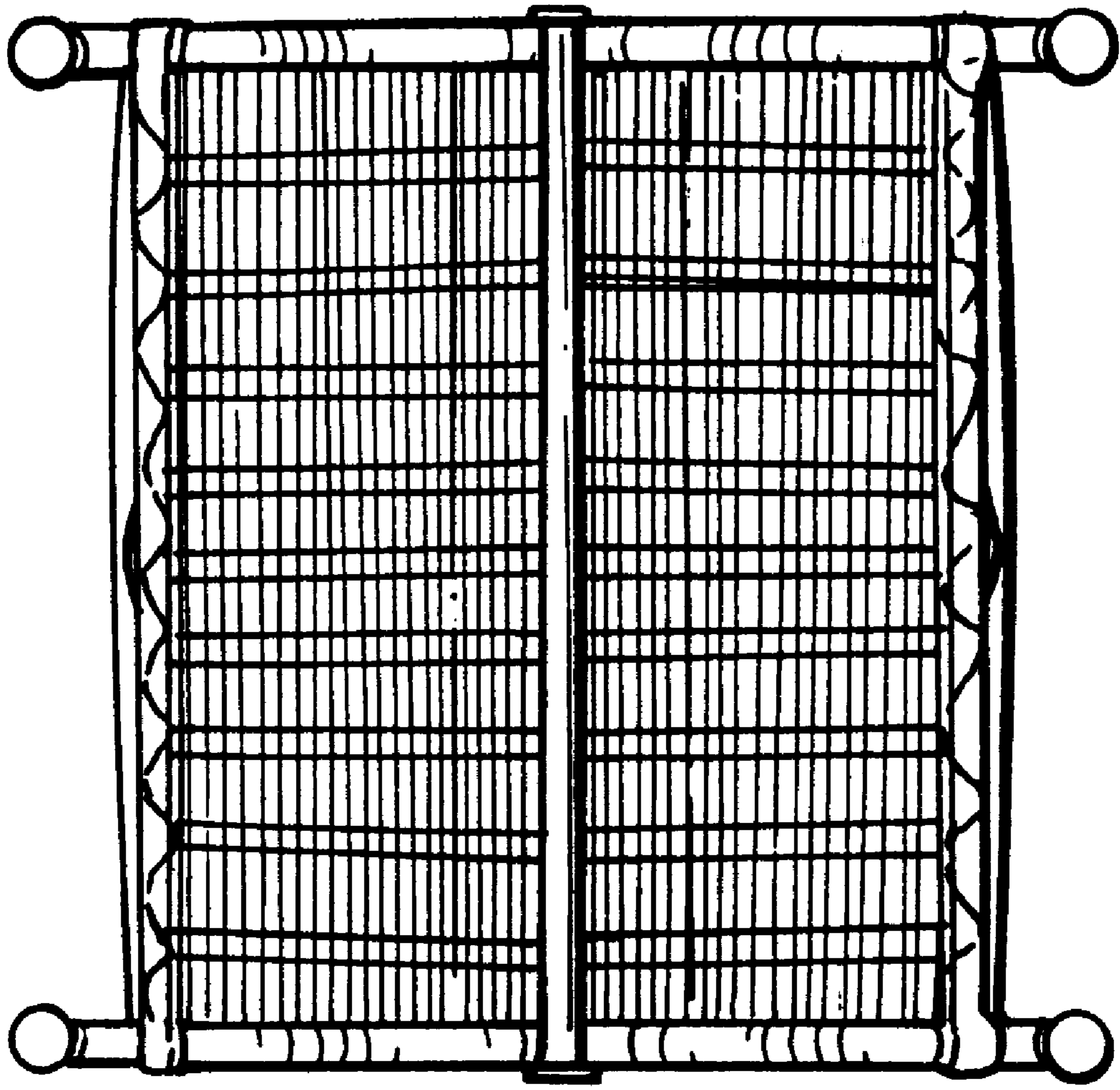


Fig-5



**Fig-6**