



US00D442386S

(12) **United States Design Patent**
Leon et al.

(10) **Patent No.:** **US D442,386 S**

(45) **Date of Patent:** **** May 22, 2001**

(54) **BED**

(75) **Inventors:** **Juan J. Leon, Plano; Luis Oropeza, Carrollton, both of TX (US)**

(73) **Assignee:** **Leather Center, Inc., Carrollton, TX (US)**

(**) **Term:** **14 Years**

(21) **Appl. No.:** **29/130,483**

(22) **Filed:** **Oct. 2, 2000**

(51) **LOC (7) Cl.** **06-01**

(52) **U.S. Cl.** **D6/393**

(58) **Field of Search** D6/382-389, 392-395,
D6/505-508; 5/53.1, 279.1, 280, 281, 907,
310

(56) **References Cited**

U.S. PATENT DOCUMENTS

D. 96,379	*	7/1935	Freedman	D6/393
D. 101,780		11/1936	Krick	.	
D. 279,439		7/1985	Offredi	D6/393
D. 294,312		2/1988	Gleason	D6/395
D. 295,352		4/1988	Cohen	D6/505
D. 316,636		5/1991	Fisher	D6/395
D. 339,008		9/1993	Natuzzi et al.	D6/381
D. 343,735		2/1994	Ferguson	D6/393
D. 365,218		12/1995	Russell	D6/393
D. 370,793		6/1996	Keller	D6/393
D. 370,794		6/1996	Mann et al.	D6/393
D. 373,260		9/1996	James	D6/393
D. 373,486		9/1996	Keller et al.	D6/393
D. 374,133	*	10/1996	Paus	D6/393
D. 378,963		4/1997	Mourgue	D6/383

D. 390,374	2/1998	Hutton	D6/393	
D. 390,375	2/1998	Walters, III et al.	D6/393	
D. 391,413	3/1998	De Blaay	D6/393	
D. 392,811	3/1998	Bergelin	D6/393	
D. 393,378	4/1998	Hutton	D6/393	
D. 395,964	7/1998	Bell, Jr.	D6/384	
D. 395,965	7/1998	Hutton	D6/393	
D. 403,527	1/1999	Annas	D6/395	
D. 408,648	4/1999	Walters, III et al.	D6/395	
D. 411,056	6/1999	Dileo	D6/388	
D. 412,795	*	8/1999	Bargagli-Stoffi	D6/393
D. 413,455	9/1999	Lacroix et al.	D6/393	
D. 417,972	12/1999	Muller	D6/393	

OTHER PUBLICATIONS

Domus, Apr. 1991, bed at top left.*

* cited by examiner

Primary Examiner—Janice E. Seeger

(74) *Attorney, Agent, or Firm*—Haynes and Boone,LLP

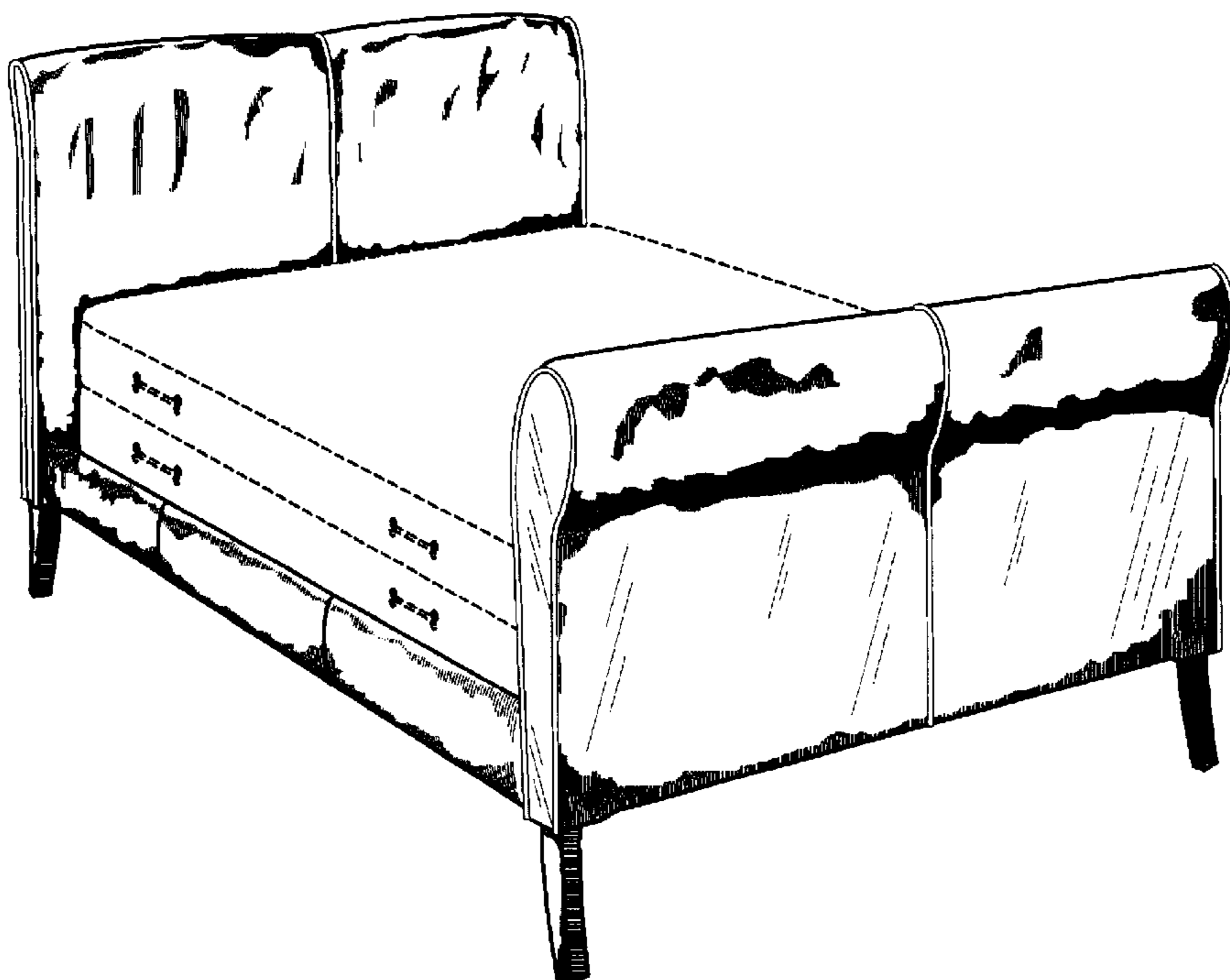
(57) **CLAIM**

The ornamental design for a bed, as shown and described.

DESCRIPTION

FIG. 1 is an isometric view thereof;
FIG. 2 is a front view thereof;
FIG. 3 is a rear elevational view thereof;
FIG. 4 is a right-side elevational view thereof;
FIG. 5 is a left-side elevational view thereof;
FIG. 6 is a top plan view thereof; and,
FIG. 7 is a bottom plan view thereof.
The broken lines are for environmental purposes only and form no part of the claimed design.

1 Claim, 4 Drawing Sheets






FIG. 1




FIG. 2

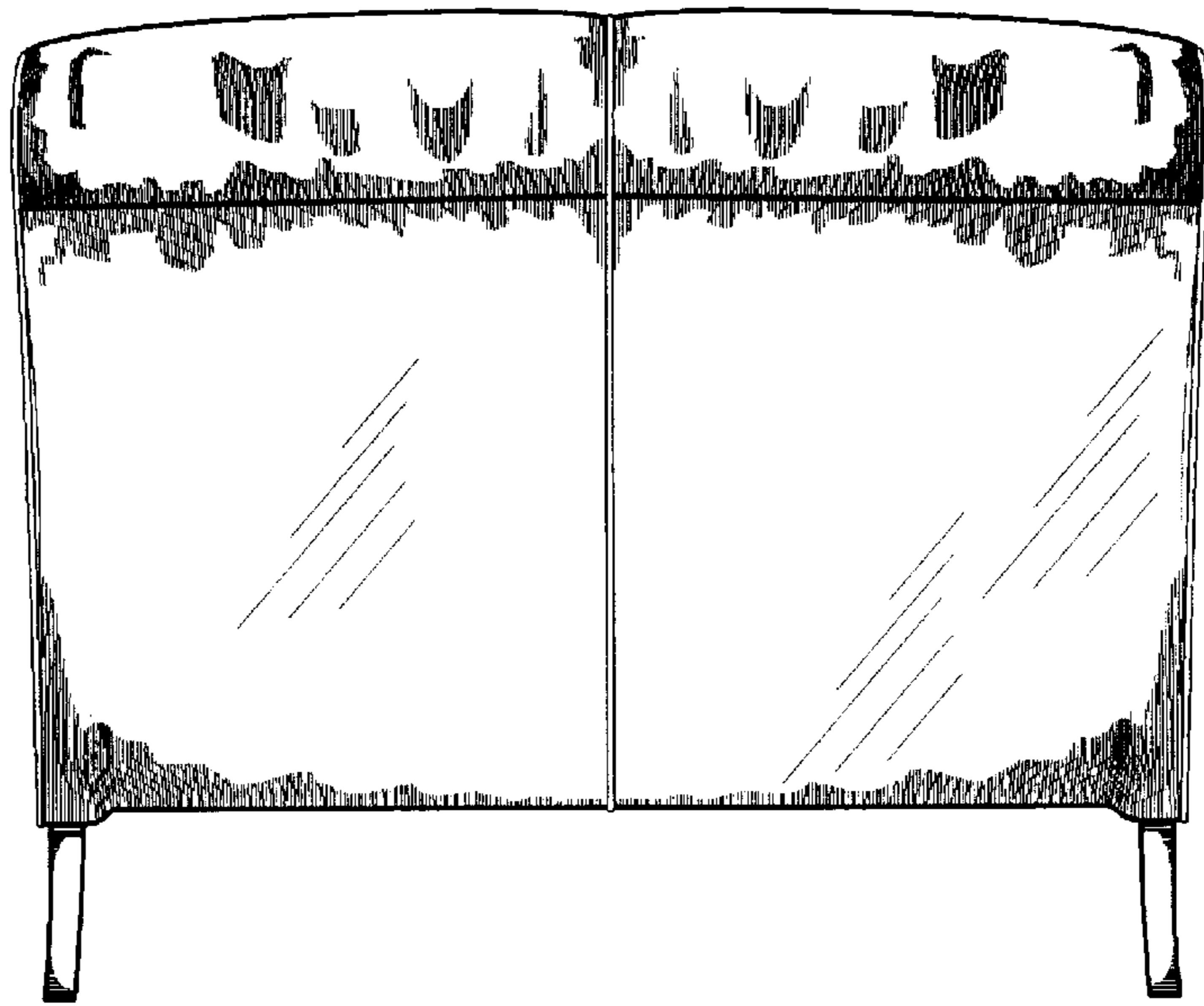


FIG. 3

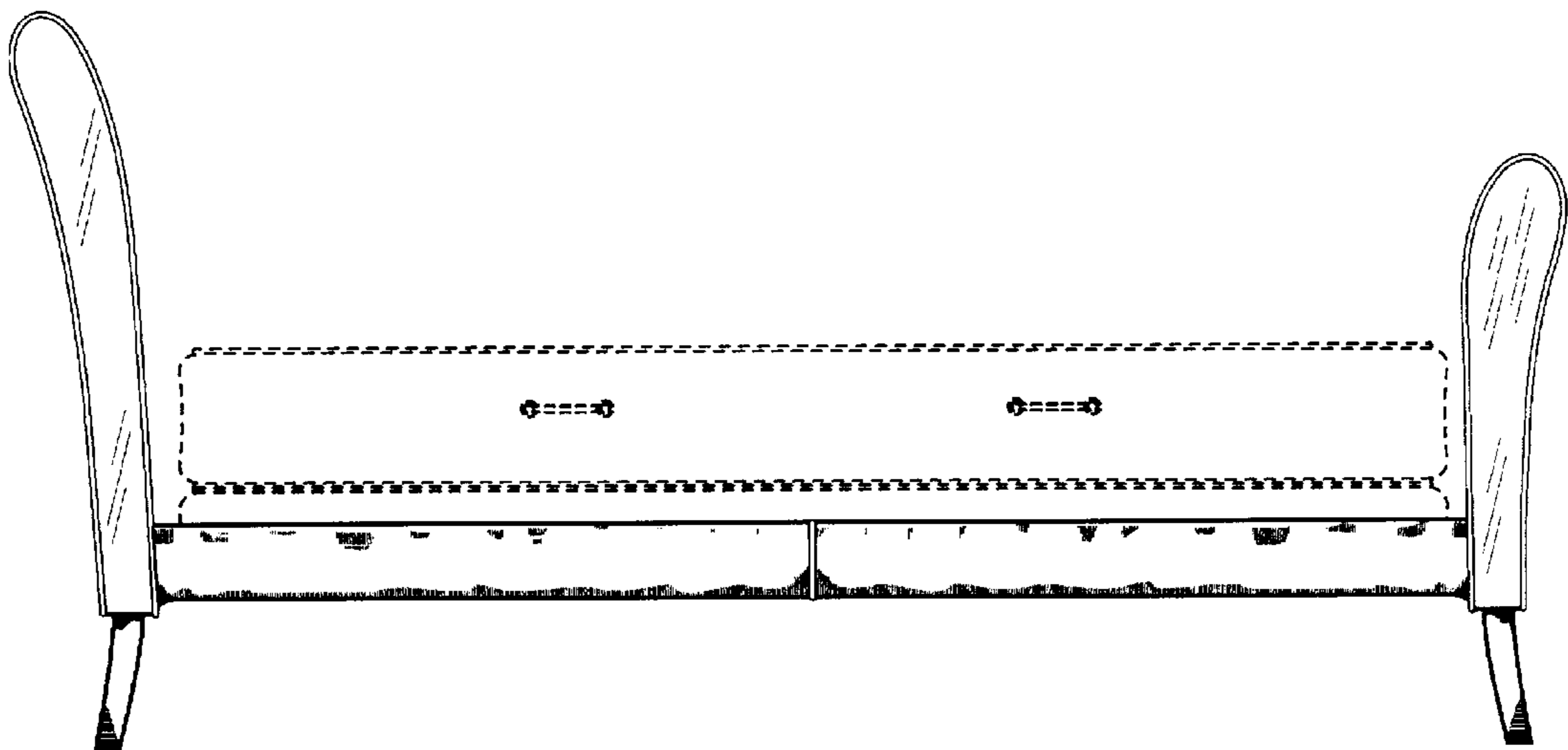


FIG. 4

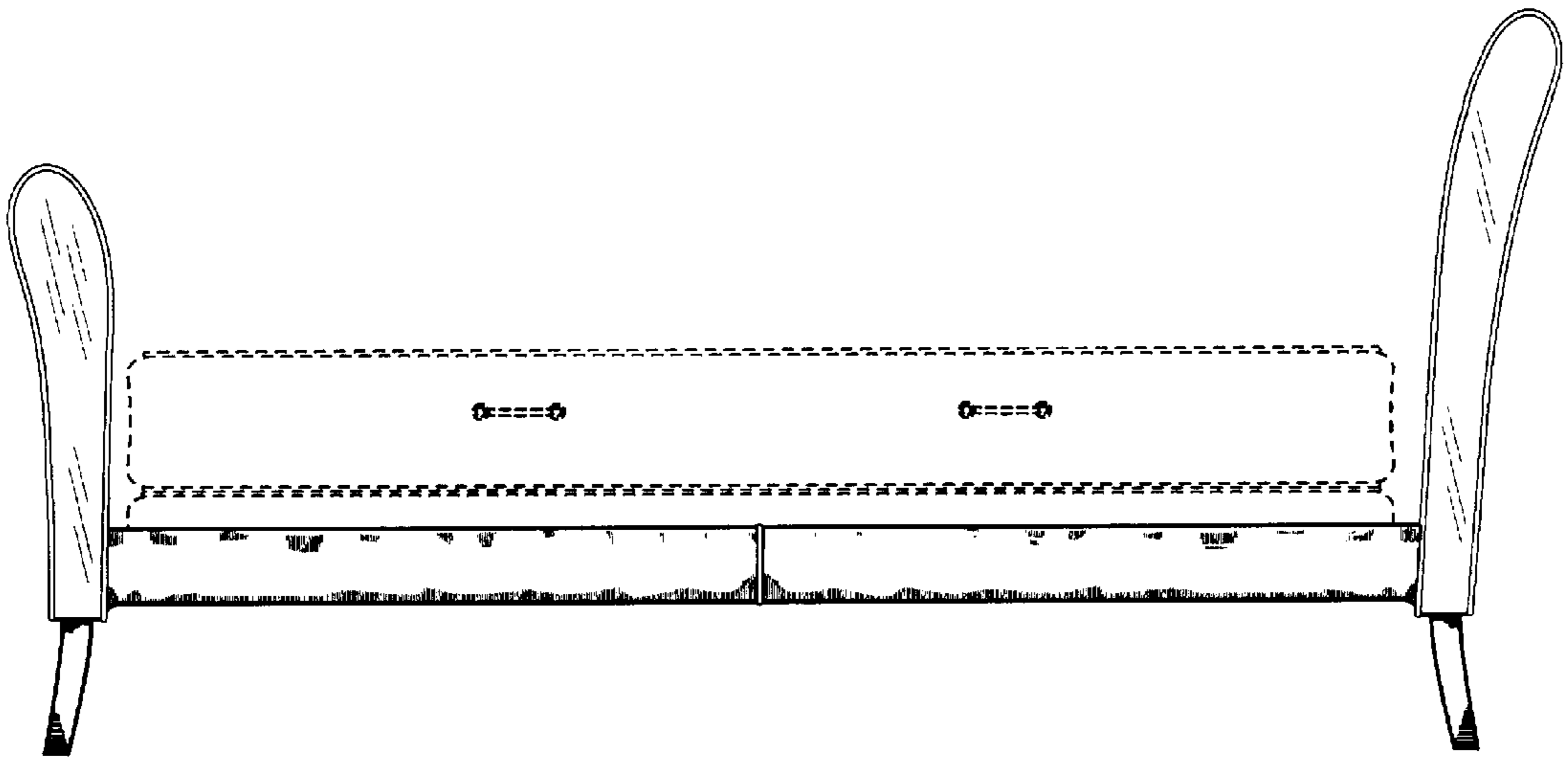


FIG. 5




FIG. 6




FIG. 7