



US00D442384S

(12) **United States Design Patent**  
**Gonsalves**

(10) **Patent No.:** **US D442,384 S**

(45) **Date of Patent:** **\*\* May 22, 2001**

(54) **CHAIR**

D. 431,728 \* 10/2000 Bell ..... D6/376

(76) Inventor: **Daniel Gonsalves**, 13396 Fox Chapel Ct. SW., Ft. Myers, FL (US) 33918

**OTHER PUBLICATIONS**

(\*\*) Term: **14 Years**

Suncoast Aluminum Furniture 1999–2000 Product Catalog, pp. 1–31 (Aug. 1999).

(21) Appl. No.: **29/129,044**

Suncoast Aluminum Furniture 2000–2001 Product Catalog, pp. 1–32 (Aug. 2000).

(22) Filed: **Sep. 6, 2000**

U.S. application No. 29/129,039, Bell, filed Sep. 6, 2000.

(51) **LOC (7) Cl.** ..... **06-01**

(52) **U.S. Cl.** ..... **D6/375; D6/376**

(58) **Field of Search** ..... D6/334, 358, 370, D6/374, 375, 376, 379, 500, 501, 502; 297/445.1, 446.1

U.S. application No. 29/110,749, Puer, filed Sep. 10, 1999.

U.S. application No. 29/121,933, Puer, filed Apr. 14, 2000.

\* cited by examiner

*Primary Examiner*—Gary D. Watson

(74) *Attorney, Agent, or Firm*—Laura G. Barrow

(56) **References Cited**

(57) **CLAIM**

The ornamental design for a chair, as shown and described.

**U.S. PATENT DOCUMENTS**

**DESCRIPTION**

D. 163,449	5/1951	Eiseman	.....	D6/375
D. 181,729	* 12/1957	Jones et al.	.....	D6/376
D. 202,104	* 8/1965	Malchior	.....	D6/374
D. 278,105	3/1985	Ridenour	.....	D6/379
D. 279,243	6/1985	Vanderminde	.....	D6/379 X
D. 343,964	2/1994	Gibbs	.....	D6/374
D. 359,172	6/1995	Arthur, Jr.	.....	D6/379
D. 359,858	7/1995	Arthur, Jr.	.....	D6/379 X
D. 364,750	12/1995	Escalona	.....	D6/379
D. 370,359	6/1996	Tseng	.....	D6/379 X
D. 372,806	8/1996	Martin	.....	D6/379
D. 415,623	10/1999	Lin	.....	D6/379 X
D. 426,975	6/2000	Gaylord et al.	.....	D6/376
D. 429,424	8/2000	Vanderminde, Sr.	.....	D6/375

FIG. 1 is a perspective view of the chair showing my new design.

FIG. 2 is a front elevation thereof.

FIG. 3 is a rear elevation thereof.


FIGS. 4 and 5 are side elevation views thereof.


FIG. 6 is a top plan view thereof; and,

FIG. 7 is a bottom plan view thereof.

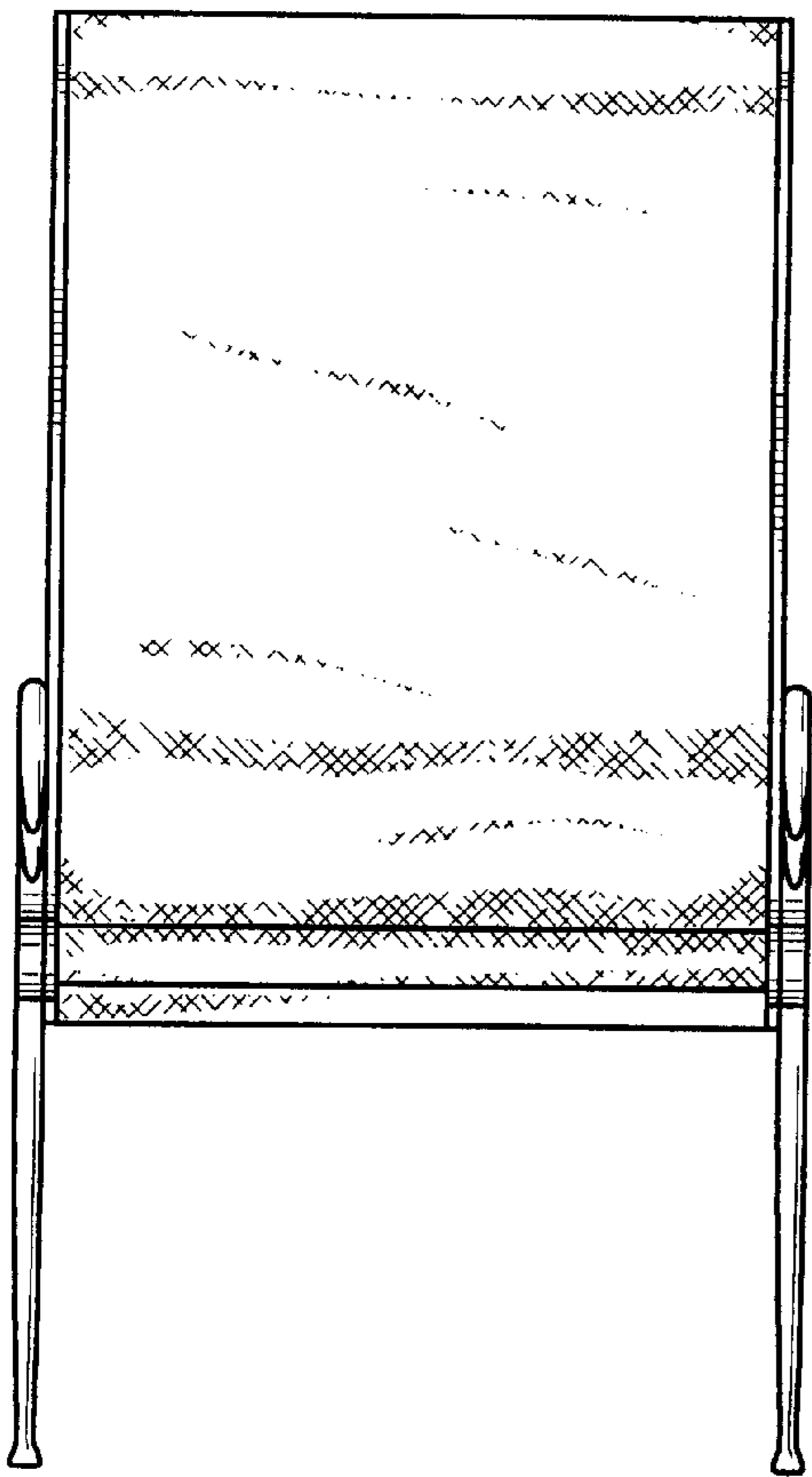
The fragmented cross-hatching shown on the seat and backrest member is understood to represent fabric and would be continuous throughout the circumscribed area.

**1 Claim, 4 Drawing Sheets**

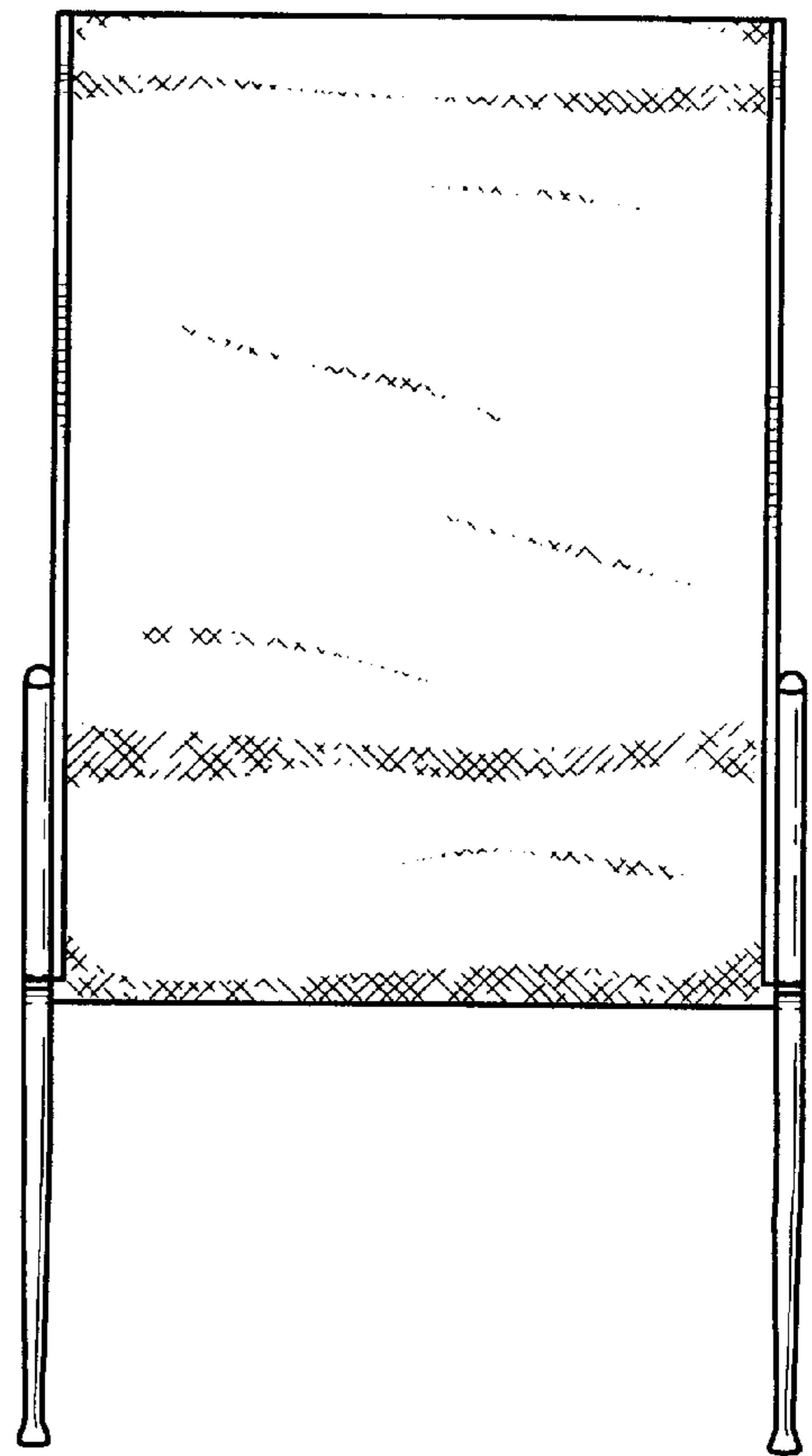




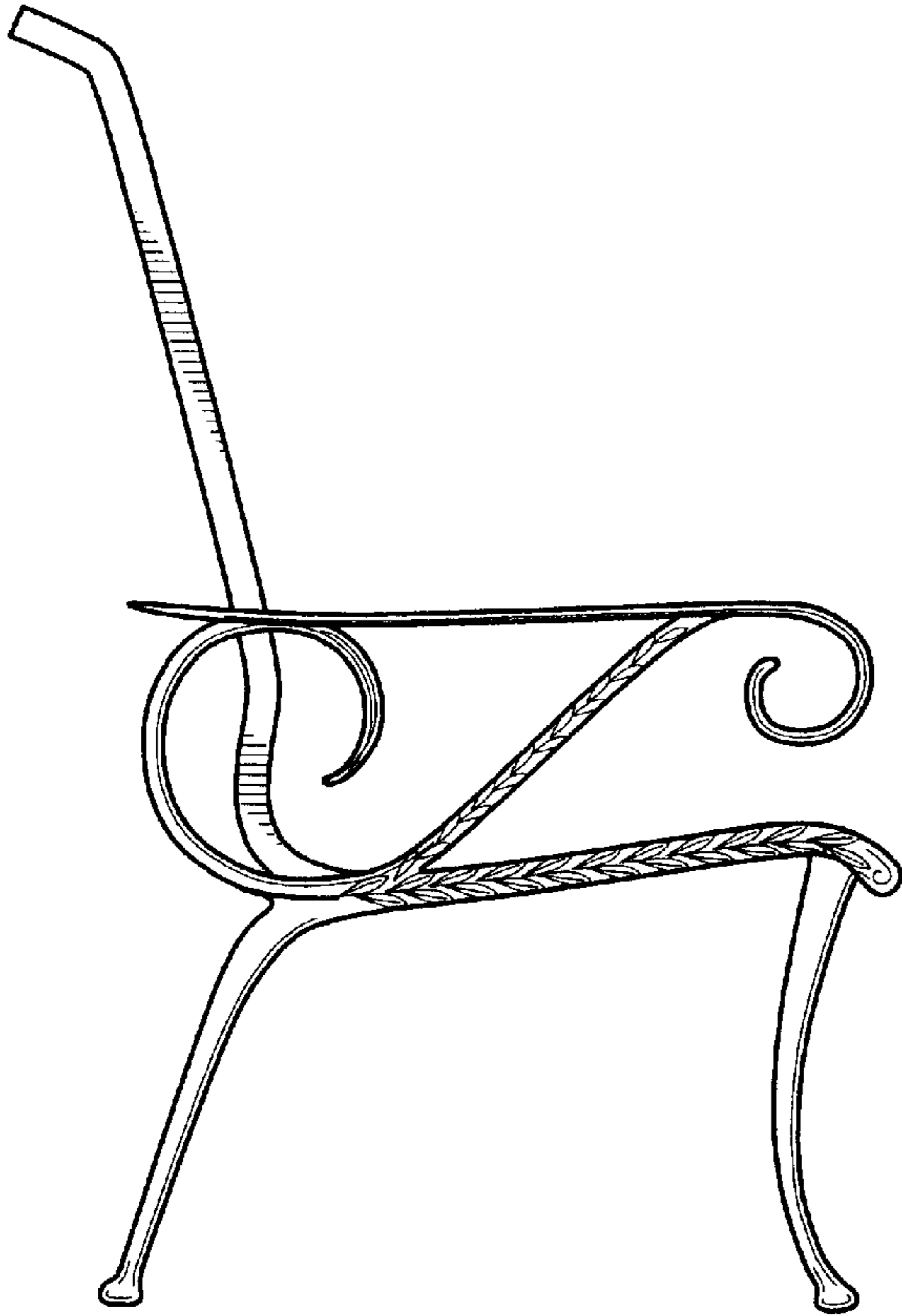
*Fig. 1*



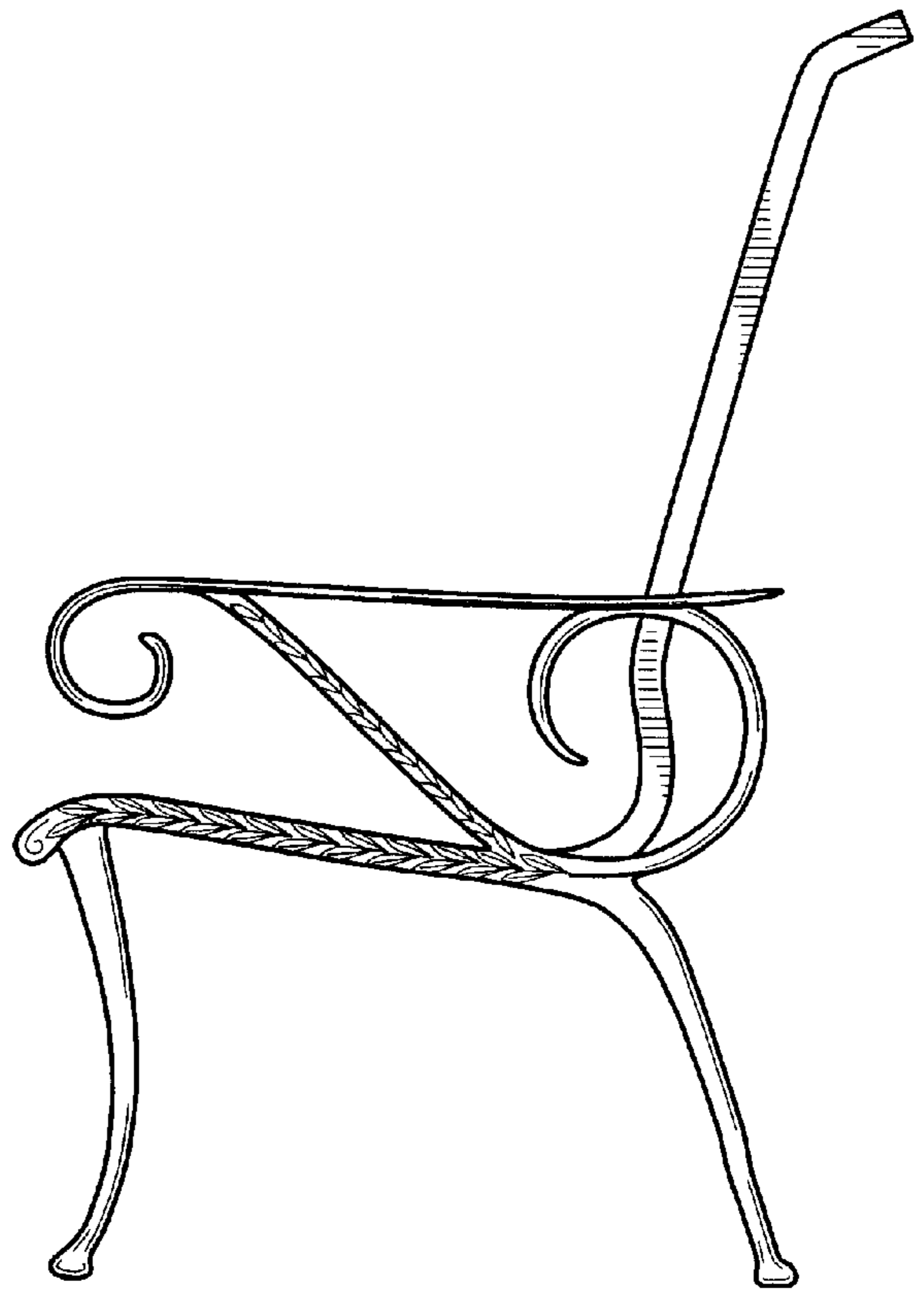
*Fig. 2*



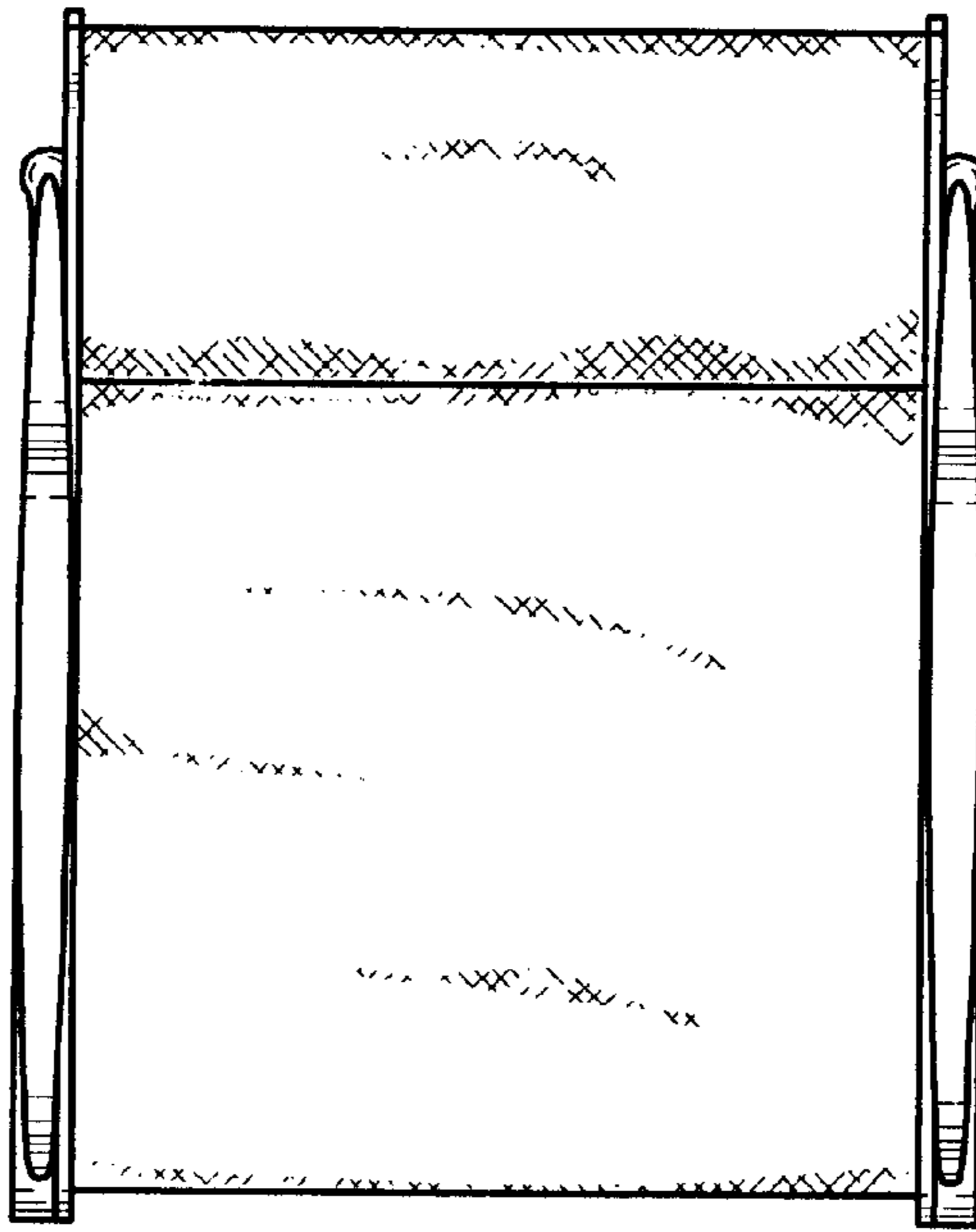
*Fig. 3*




*Fig. 4*



*Fig. 5*



*Fig. 6*



*Fig. 7*