



US00D442383S

(12) **United States Design Patent** (10) **Patent No.:** **US D442,383 S**
Bell (45) **Date of Patent:** **** May 22, 2001**

(54) **CHAIR**

(76) Inventor: **Ted Allen Bell**, 9182 Turtle Point Dr., Killen, AL (US) 35645

(**) Term: **14 Years**

(21) Appl. No.: **29/129,039**

(22) Filed: **Sep. 6, 2000**

(51) **LOC (7) Cl.** **06-01**

(52) **U.S. Cl.** **D6/375; D6/376**

(58) **Field of Search** D6/334, 370, 374, D6/375, 376, 379, 500, 501, 502; 297/445.1, 446.1

(56) **References Cited**

U.S. PATENT DOCUMENTS

D. 163,449	5/1951	Eiseman	D6/375
D. 278,105	3/1985	Ridenour	D6/379
D. 279,243	6/1985	Vanderminden	D6/379
D. 343,964	2/1994	Gibbs	D6/374
D. 359,172	6/1995	Arthur, Jr.	D6/379
D. 359,858	7/1995	Arthur, Jr.	D6/379 X
D. 364,750	12/1995	Escalona	D6/379
D. 369,477	* 5/1996	Arthur, Jr.	D6/379
D. 370,359	6/1996	Tseng	D6/379 X
D. 371,684	* 7/1996	Caldwell	D6/376
D. 372,806	8/1996	Martin	D6/379
D. 415,623	10/1999	Lin	D6/379 X
D. 426,975	6/2000	Gaylord et al.	D6/376
D. 429,424	8/2000	Vanderminden, Sr.	D6/375
D. 431,728	* 10/2000	Bell	D6/375

OTHER PUBLICATIONS

U.S. application No. 29/129,044, Gonsalves, filed Aug. 6, 2000.

U.S. application No. 29/110,749, Plier, filed Aug. 10, 1999.

U.S. application No. 29/121,933, Plier, filed Apr. 14, 2000.

Suncoast Aluminum Furniture 1999–2000 Product Catalog, pp. 1–31 (Aug. 1999).

Suncoast Aluminum Furniture 2000–2001 Product Catalog, pp. 1–32 (Aug. 2000).

* cited by examiner

Primary Examiner—Gary D. Watson

(74) *Attorney, Agent, or Firm*—Laura G. Barrow

(57) **CLAIM**

The ornamental design for a chair, as shown and described.

DESCRIPTION

FIG. 1 is a perspective view of the chair showing my new design.

FIG. 2 is a front elevation thereof.

FIG. 3 is a rear elevation thereof.


FIGS. 4 and 5 are side elevation views thereof.

FIG. 6 is a top plan view thereof; and,

FIG. 7 is a bottom plan view thereof.

The fragmented cross-hatching shown on the seat and backrest member is understood to represent fabric and would be continuous throughout the circumscribed area.

1 Claim, 4 Drawing Sheets






Fig. 1

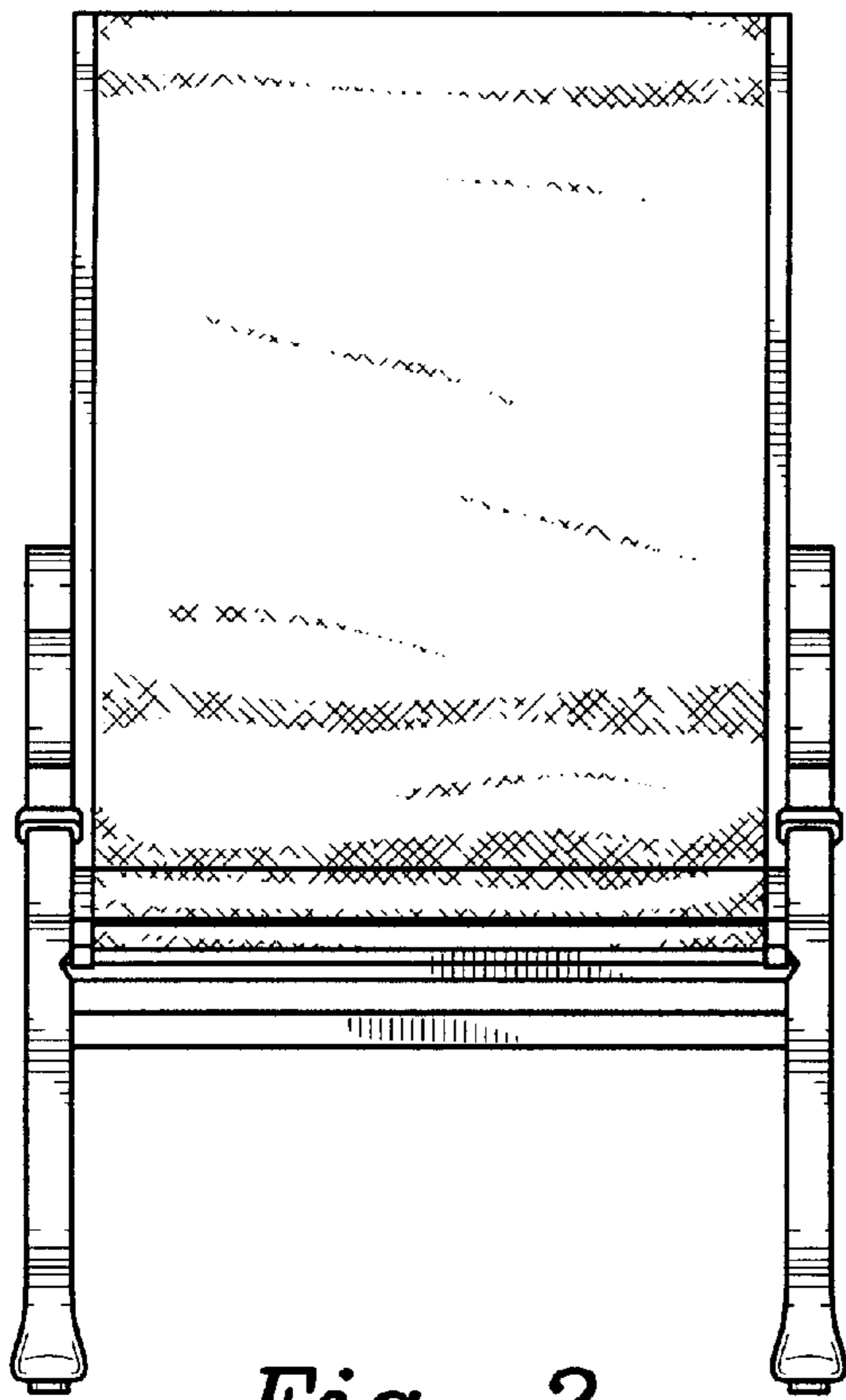


Fig. 2

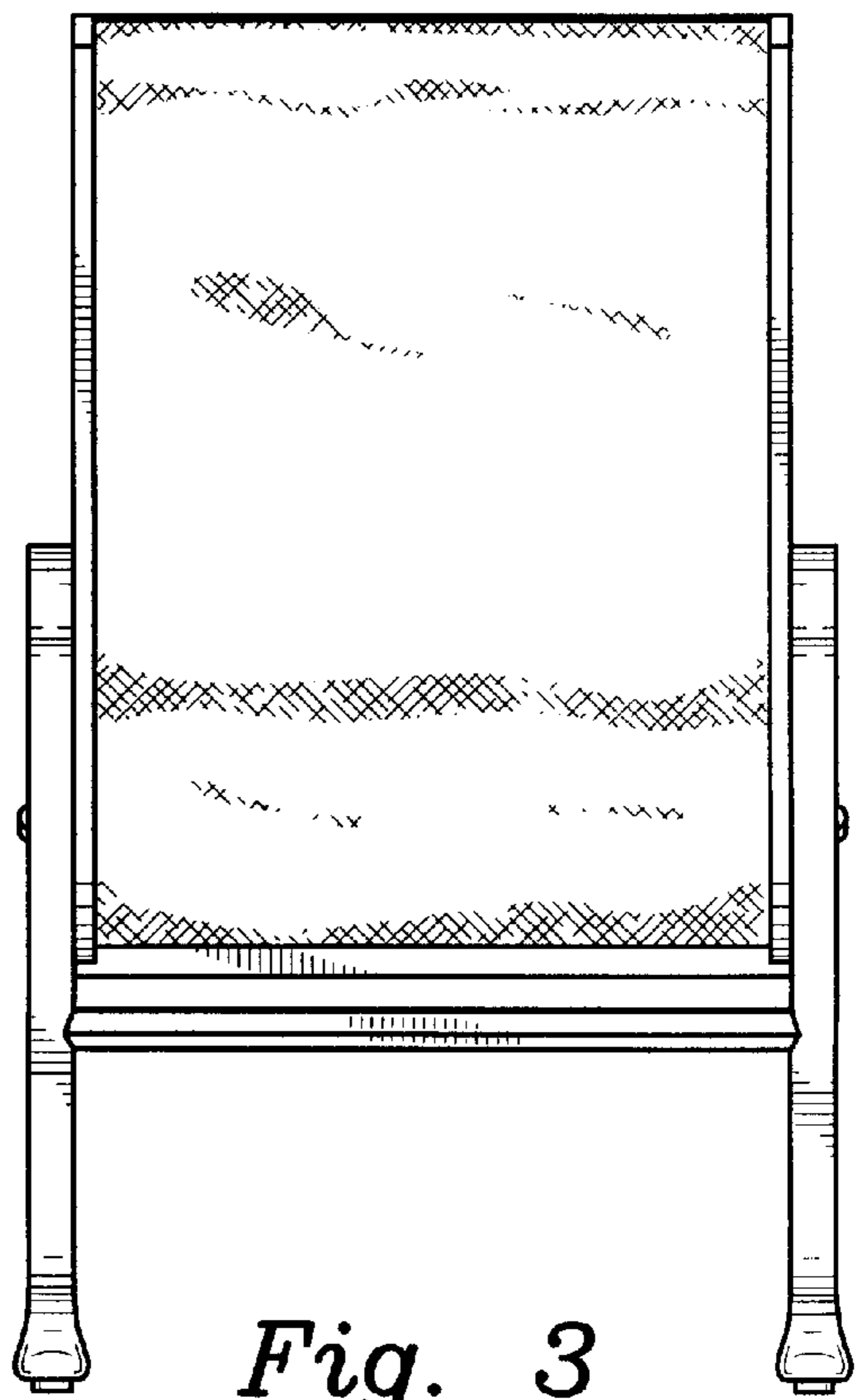


Fig. 3

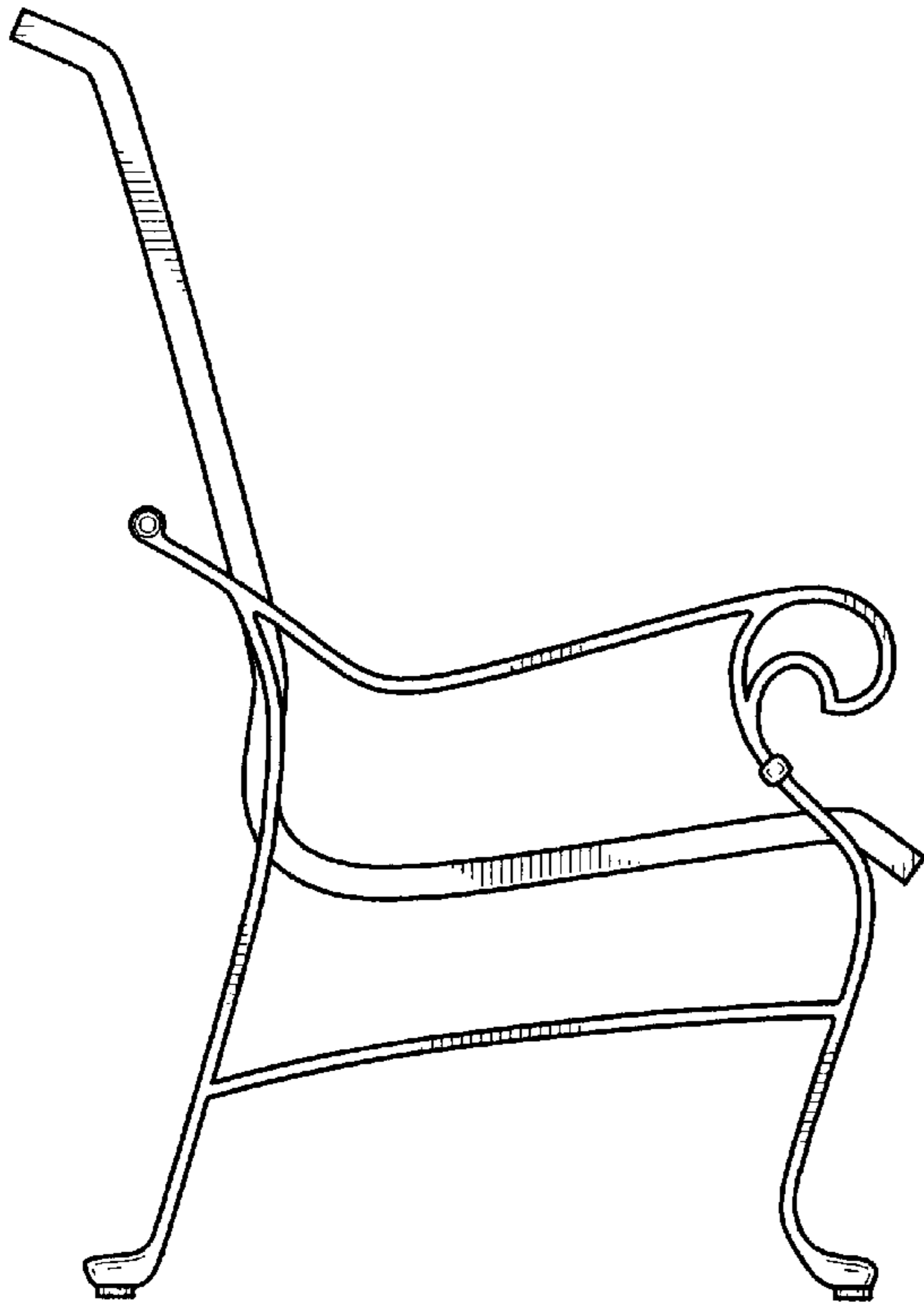


Fig. 4

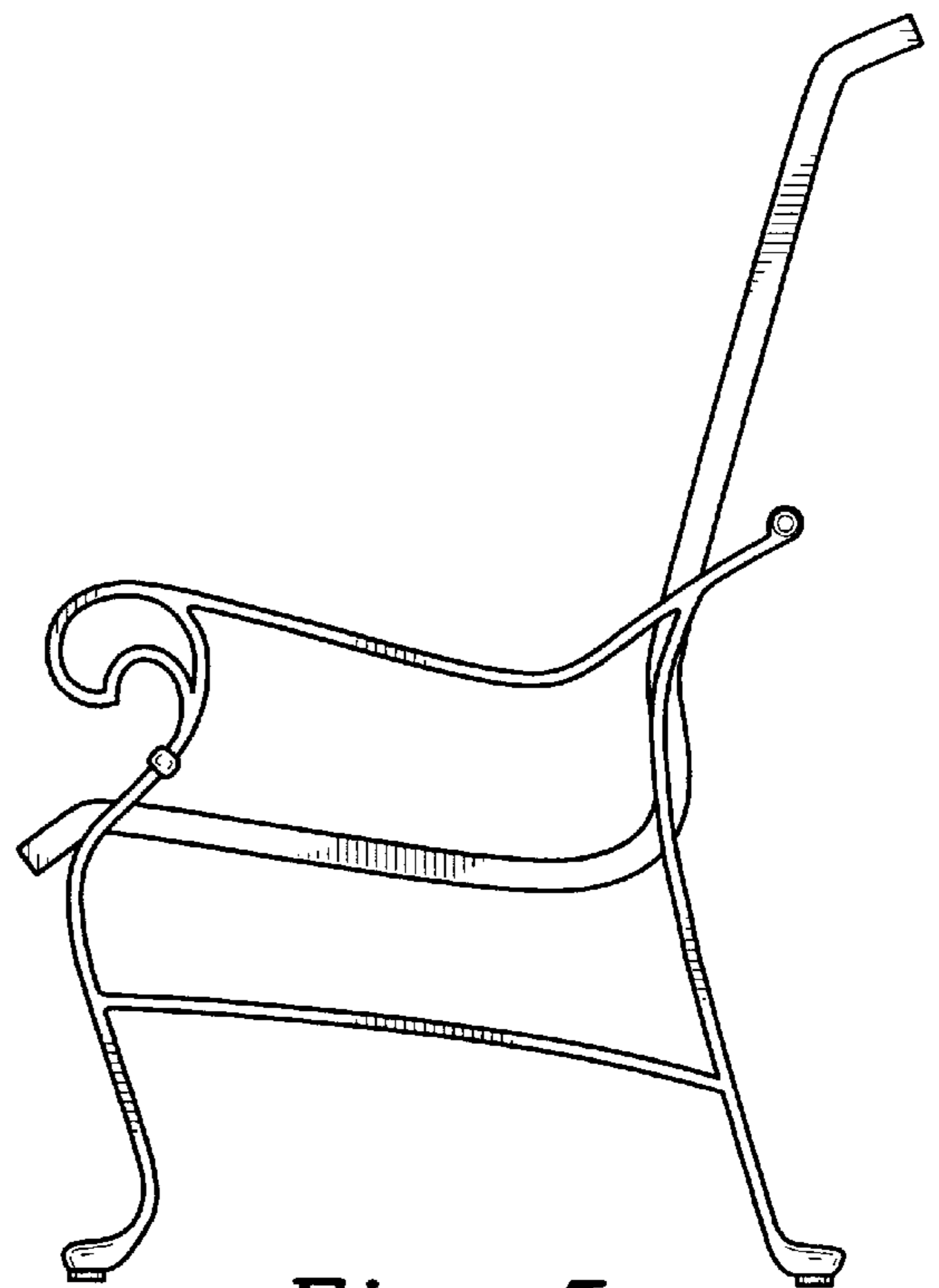


Fig. 5

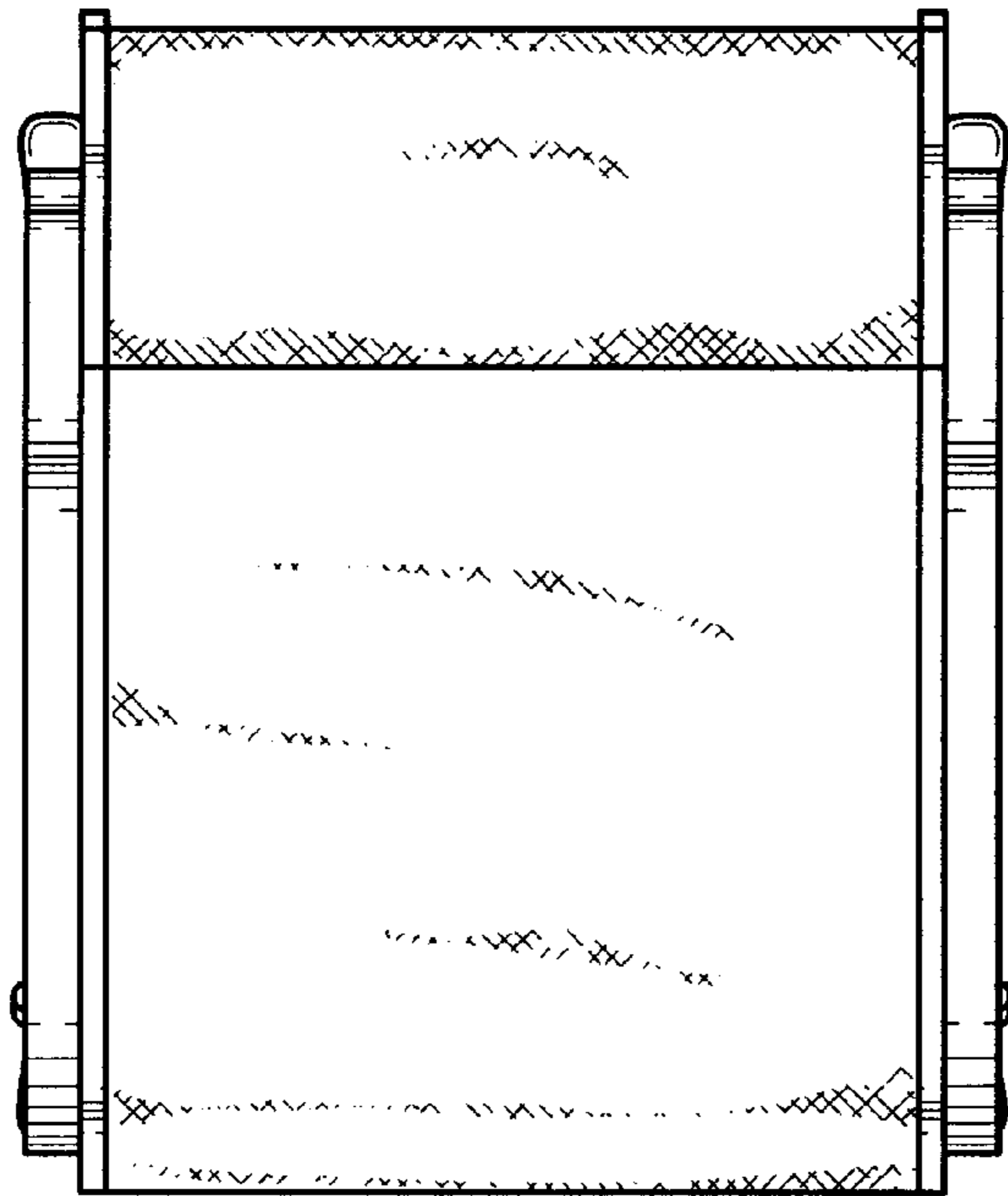


Fig. 6




Fig. 7