



US00D442377S

(12) **United States Design Patent**
Grosfillex

(10) **Patent No.:** **US D442,377 S**

(45) **Date of Patent:** **** May 22, 2001**

(54) **ARMCHAIR**

(75) **Inventor:** **Raymond Grosfillex, Oyonnax (FR)**

(73) **Assignee:** **Grosfillex Sarl, Oyonnax Cedex (FR)**

(**) **Term:** **14 Years**

(21) **Appl. No.:** **29/125,568**

(22) **Filed:** **Jun. 23, 2000**

(30) **Foreign Application Priority Data**

Dec. 23, 1999 (XH) DMA/004 777

(51) **LOC (7) Cl.** **06-01**

(52) **U.S. Cl.** **D6/358; D6/379**

(58) **Field of Search** D6/334, 358, 370,
D6/374, 376, 379, 380, 500, 501, 502;
297/445.1, 446.1, DIG. 2, 239

(56) **References Cited**

U.S. PATENT DOCUMENTS

D. 329,337 * 9/1992 Grosfillex D6/370

D. 372,593 * 8/1996 Maple D6/358

D. 380,620 * 7/1997 Niemiec D6/358

D. 385,425 * 10/1997 Goetz D6/379

* cited by examiner

Primary Examiner—Gary D. Watson

(74) *Attorney, Agent, or Firm*—Dowell & Dowell, P.C.

(57) **CLAIM**

The ornamental design for an armchair, as shown and described.

DESCRIPTION

FIG. 1 is a front perspective view of an armchair showing my new design;

FIG. 2 is a front elevational view;


FIG. 3 is a rear elevational view;

FIG. 4 is a right-side elevational view;

FIG. 5 is a top plan view; and,

FIG. 6 is a bottom plan view.

1 Claim, 2 Drawing Sheets






FIG. 1

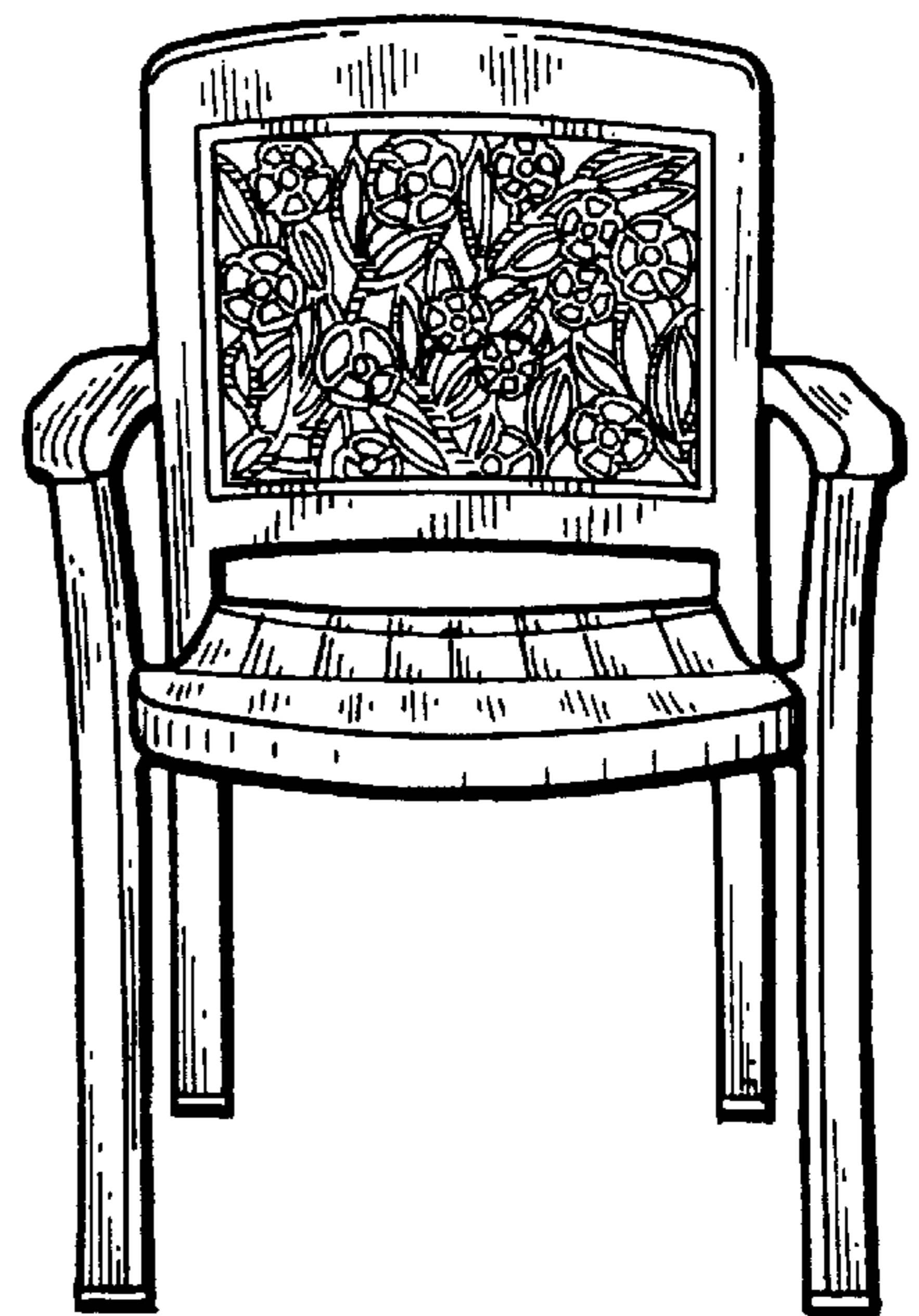


FIG. 2

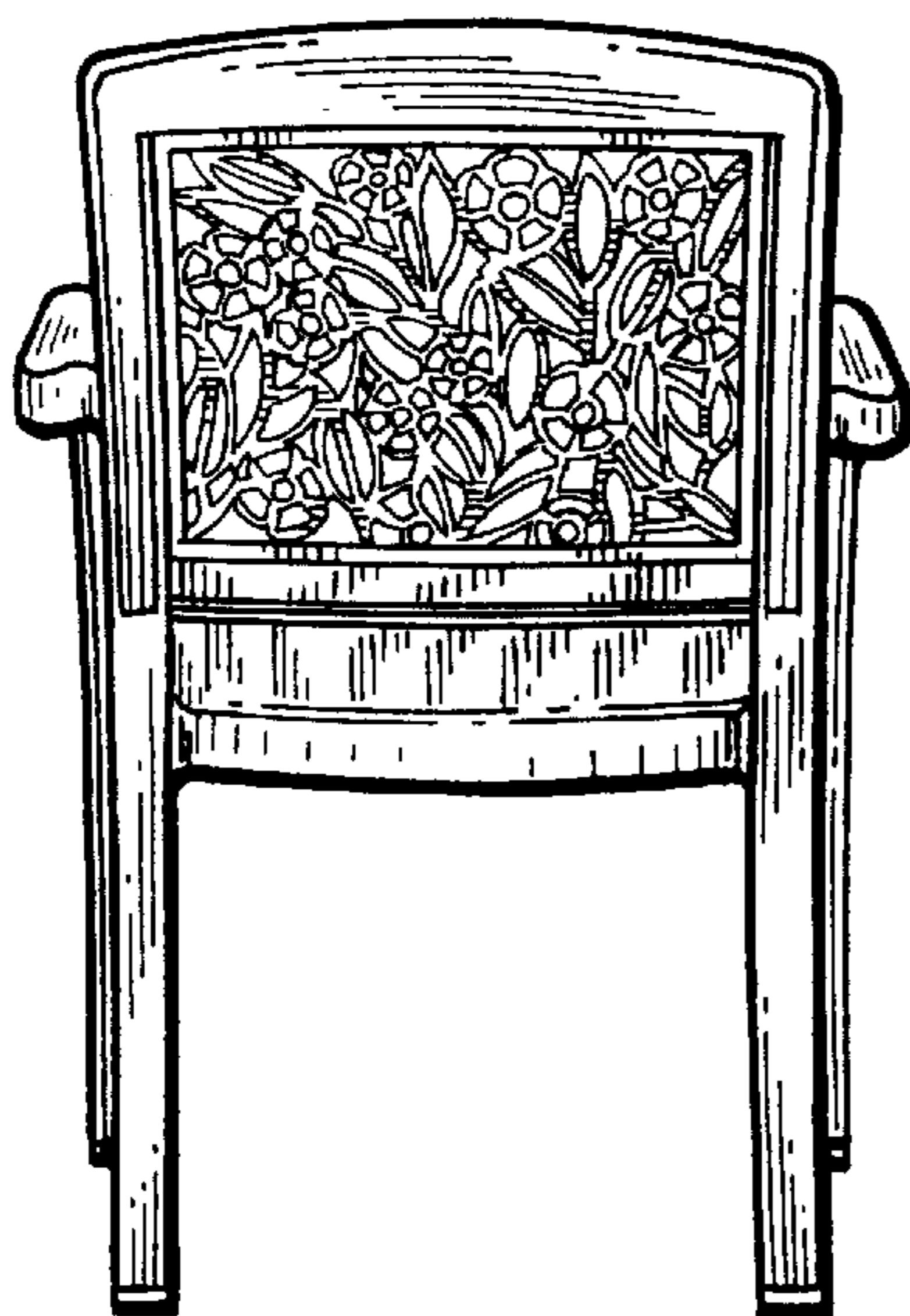


FIG. 3




FIG. 4




FIG. 5




FIG. 6