



US00D442373S

(12) **United States Design Patent**
Ruehlmann et al.

(10) **Patent No.:** **US D442,373 S**

(45) **Date of Patent:** **** May 22, 2001**

(54) **CUSHION FOR A JUVENILE VEHICLE SEAT**

D. 419,786 2/2000 Kain D6/333
5,497,724 3/1996 Brown et al. 114/343

(75) Inventors: **James G. Ruehlmann**, Mason; **Karen Vernon**, Troy, both of OH (US)

* cited by examiner

(73) Assignee: **Evenflo Company, Inc.**, Vandalia, OH (US)

Primary Examiner—Doris V. Coles

Assistant Examiner—Mimosa De

(**) Term: **14 Years**

(74) *Attorney, Agent, or Firm*—Thompson Hine & Flory LLP

(21) Appl. No.: **29/129,752**

(57) **CLAIM**

(22) Filed: **Sep. 20, 2000**

The ornamental design for a cushion for a juvenile vehicle seat, as shown and described.

(51) **LOC (7) Cl.** **06-01**

(52) **U.S. Cl.** **D6/333**

(58) **Field of Search** D6/333, 334, 335, D6/336, 356, 367, 368, 500-502; D12/129; 297/250.1, 256.12, 256.13, 256.15, 256.16, 256.17, 253, 254, 255, 216.1, 467, 468, 487, 488

DESCRIPTION

FIG. 1 is a front perspective view of a cushion for juvenile vehicle seat in accordance with the invention;

FIG. 2 is a front elevational view of the juvenile vehicle seat of FIG. 1;

FIG. 3 is a top plan view of the juvenile vehicle seat of FIG. 1; and,

FIG. 4 is a side elevational view of the juvenile vehicle seat of FIG. 1, it being understood that the other side being a mirror image.


The broken lines showing of the environmental structures and stitching lines are for illustrative purposes only and form no part of the claimed design.

(56) **References Cited**

U.S. PATENT DOCUMENTS

- D. 306,099 * 2/1990 Kassai D6/333
- D. 319,543 * 9/1991 Takahashi et al. D6/333
- D. 366,965 * 2/1996 Meeker et al. D6/333
- D. 369,911 * 5/1996 Turner D6/333
- D. 375,222 11/1996 Bonaddio et al. D6/601
- D. 417,964 * 12/1999 Kain D6/333

1 Claim, 4 Drawing Sheets



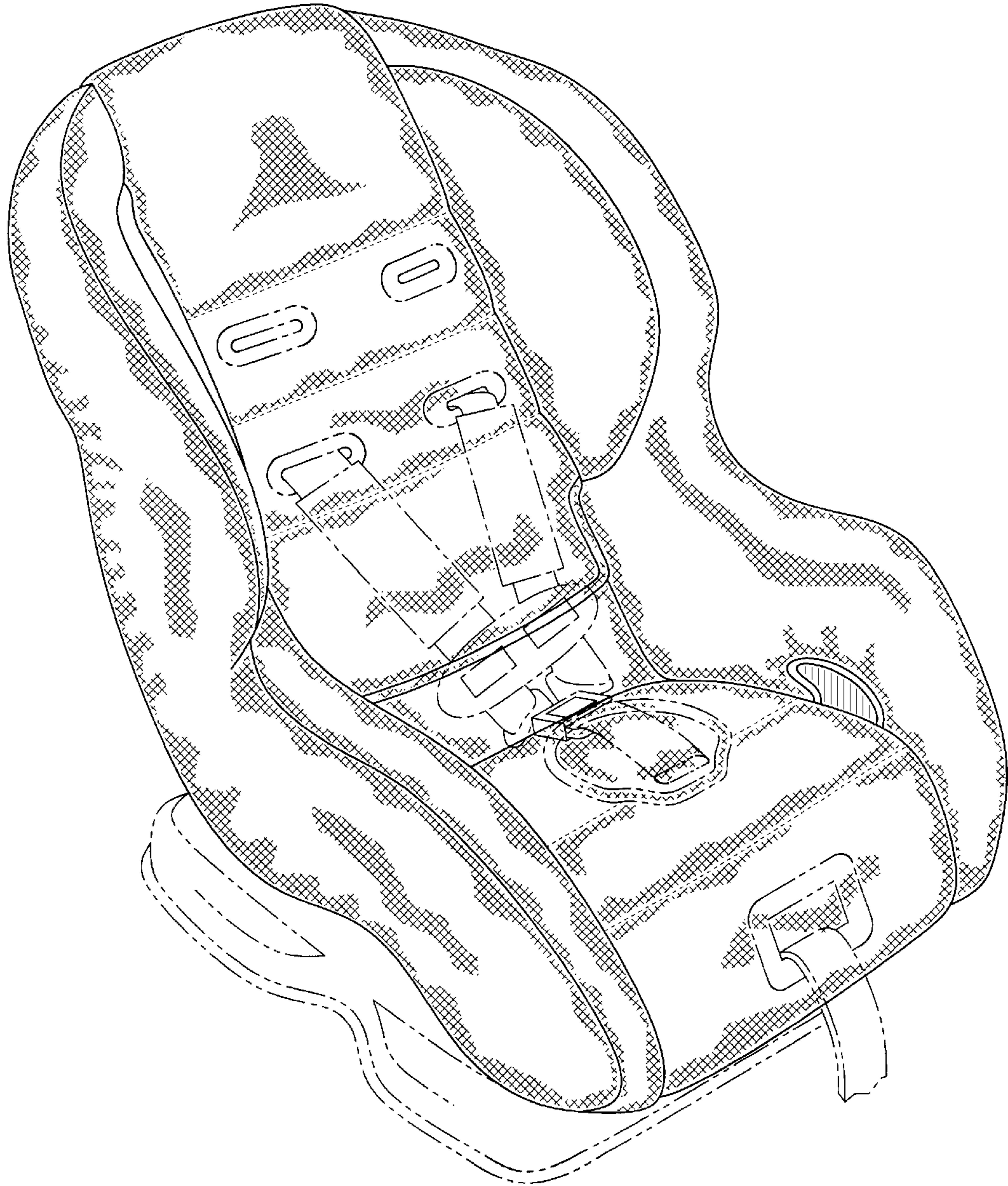


FIG. 1

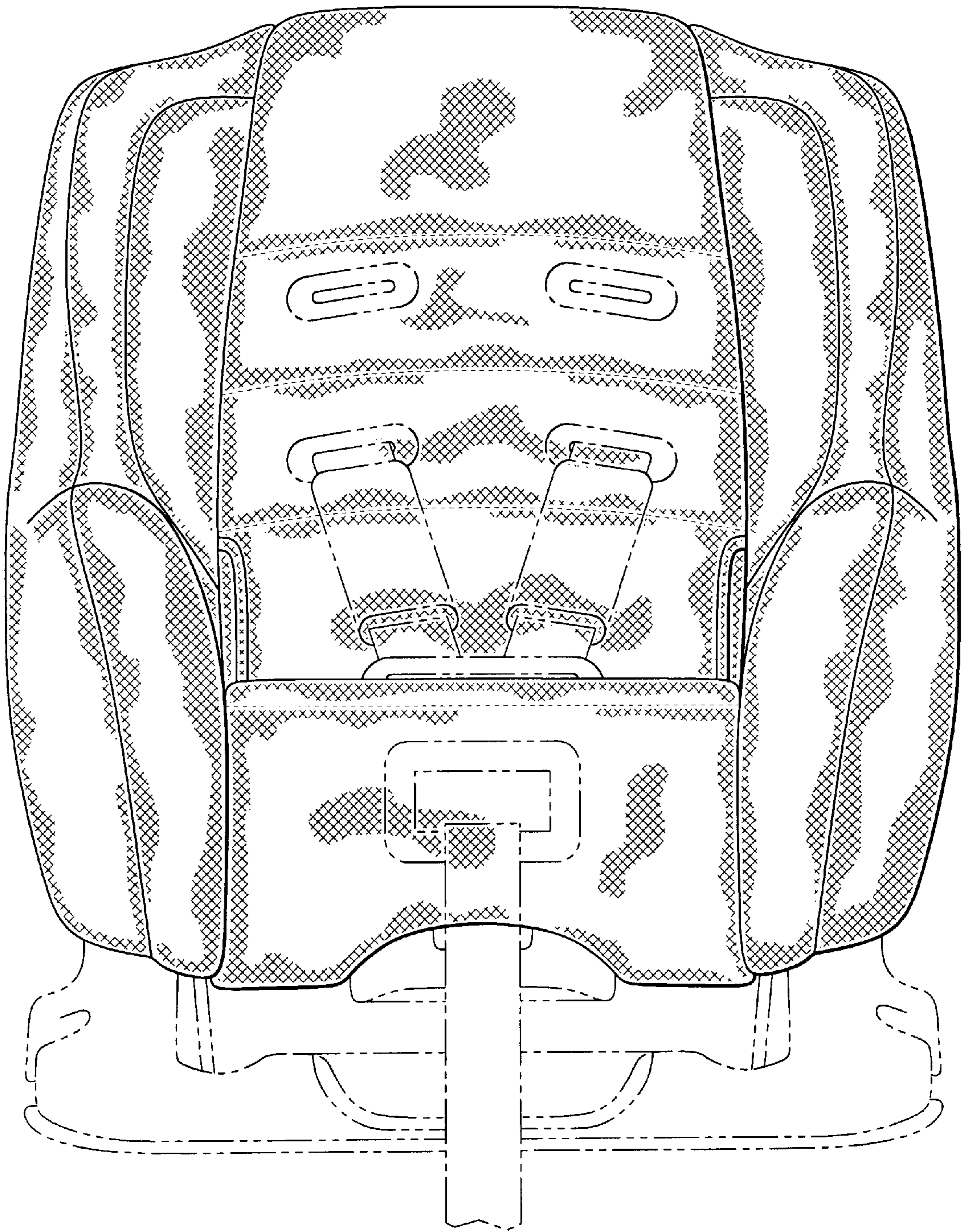


FIG. 2

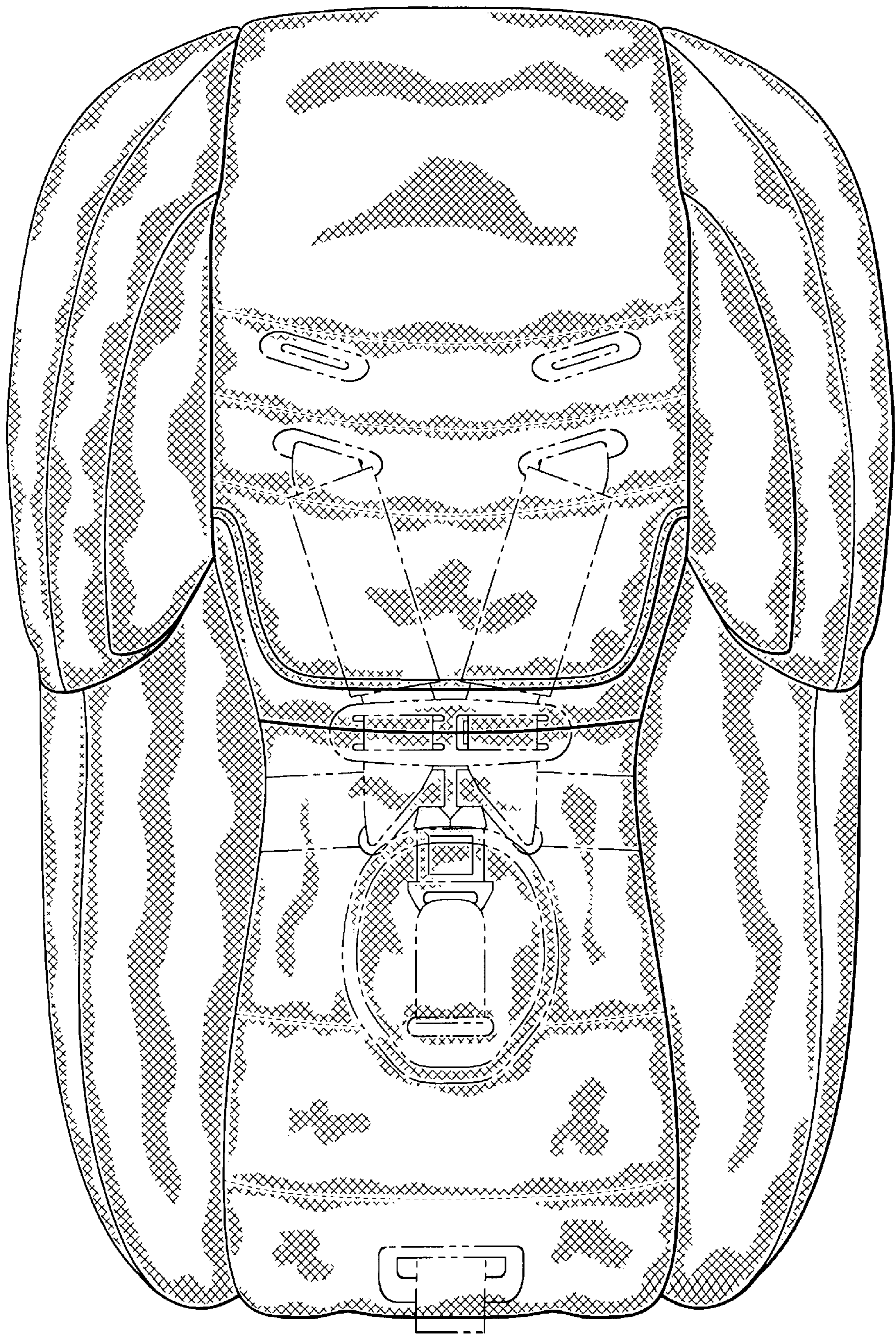


FIG. 3

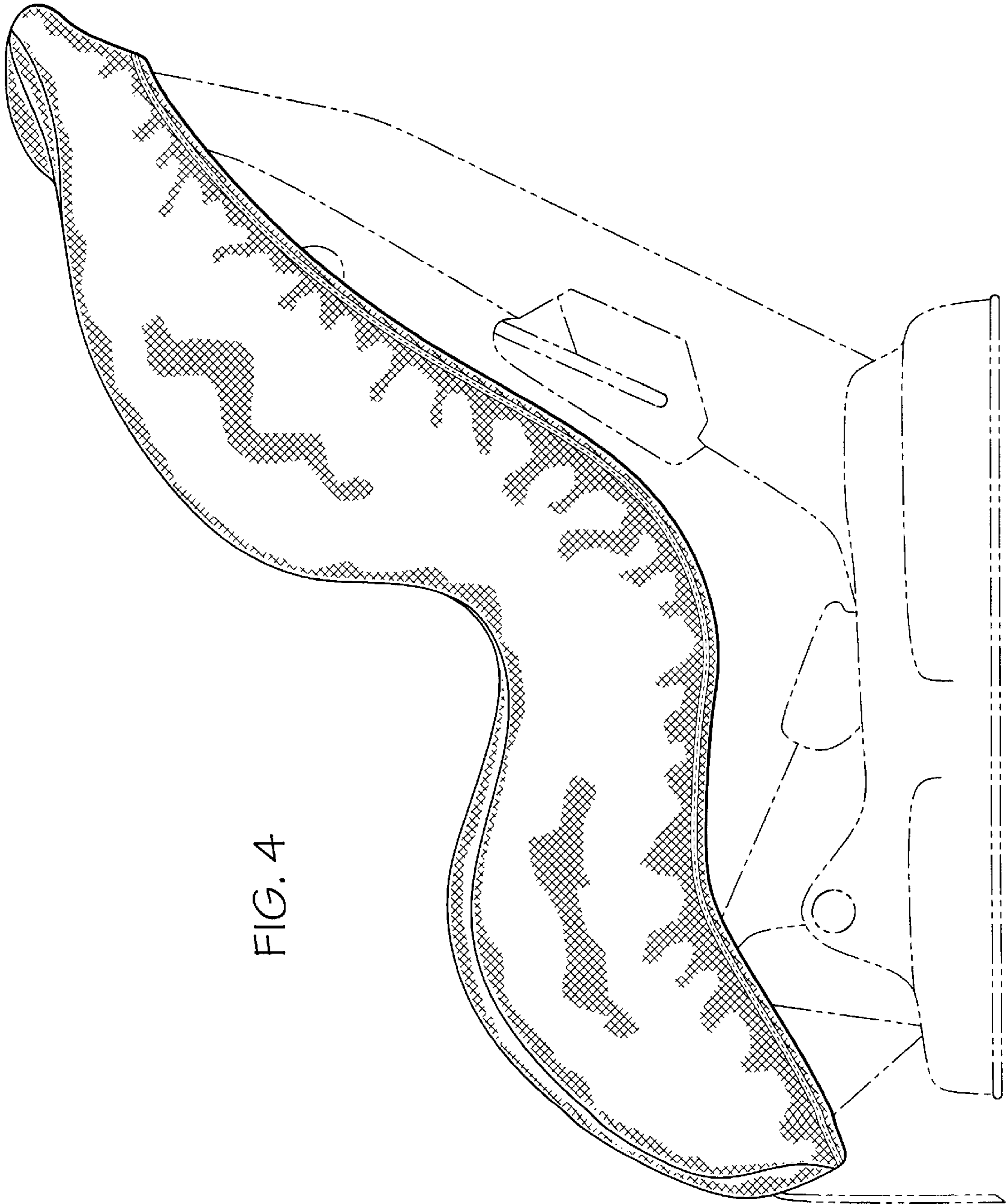


FIG. 4