



US00D442358S

(12) **United States Design Patent**
Nason

(10) **Patent No.:** **US D442,358 S**

(45) **Date of Patent:** **** May 22, 2001**

(54) **SHOE BOTTOM AND PERIPHERY**

(75) **Inventor:** **Mark Nason, Manhattan Beach, CA (US)**

(73) **Assignee:** **Skechers U.S.A., Inc., II, Manhattan Beach, CA (US)**

(**) **Term:** **14 Years**

(21) **Appl. No.:** **29/129,282**

(22) **Filed:** **Aug. 15, 2000**

(51) **LOC (7) Cl.** **02-04**

(52) **U.S. Cl.** **D2/960; D2/953; D2/954; D2/955**

(58) **Field of Search** **D2/902, 909, 911, D2/914, 916, 920, 946-948, 951-962, 964, 972, 977; 36/3 B, 22 R, 25 R, 28, 29, 32 R, 43, 59 C, 136**

(56) **References Cited**

U.S. PATENT DOCUMENTS

- D. 66,952 3/1925 Pierce .
- D. 88,763 12/1932 Fowler .
- D. 242,091 11/1976 Tornero et al. .
- D. 266,287 9/1982 Blissett et al. .
- D. 281,460 11/1985 Parker .
- D. 285,984 10/1986 Tong et al. .
- D. 296,724 7/1988 Peterson .
- D. 301,391 6/1989 Duclos et al. .
- D. 301,936 7/1989 Swett .
- D. 323,422 1/1992 Lucarelli .
- D. 325,814 5/1992 Benatti et al. .

- D. 330,629 11/1992 Bramani .
- D. 331,490 12/1992 Bramani .
- D. 334,833 4/1993 Blissett .
- D. 352,597 11/1994 Cohen .
- D. 377,711 * 2/1997 Hawker D2/954
- D. 399,345 * 10/1998 Koh D2/960
- D. 404,551 * 1/1999 Greenberg D2/960
- D. 413,012 * 8/1999 Challant D2/960
- D. 414,922 * 10/1999 Wright D2/960
- D. 424,285 * 5/2000 Nason D2/953
- D. 426,945 * 6/2000 Edwards D2/951

* cited by examiner

Primary Examiner—Celia Murphy

(74) *Attorney, Agent, or Firm*—Marshall A. Lerner, Esq.; Finn T. Simmens, Esq.; Kleinberg & Lerner, LLP

(57) **CLAIM**

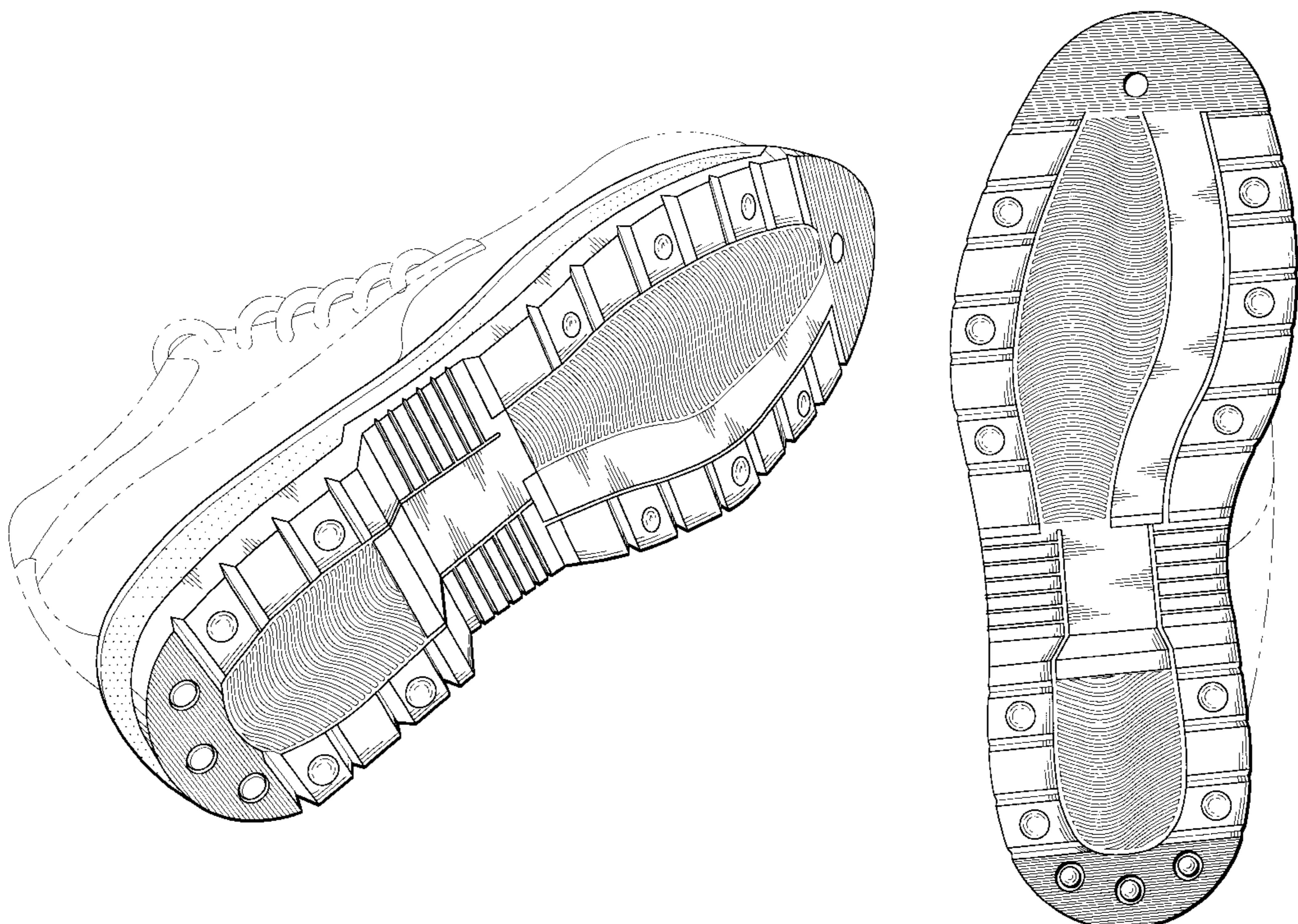
The ornamental design for a shoe bottom and periphery, as shown and described.

DESCRIPTION

FIG. 1 is a perspective view of a shoe bottom and periphery showing my new design;
FIG. 2 is a bottom plan view thereof;
FIG. 3 is a left side elevational view thereof;
FIG. 4 is a right side elevational view thereof;
FIG. 5 is a front elevational view thereof; and,
FIG. 6 is a rear elevational view.

The broken line showing the sole in the figures is for illustrative purposes only and forms no part of the claimed design.

1 Claim, 5 Drawing Sheets



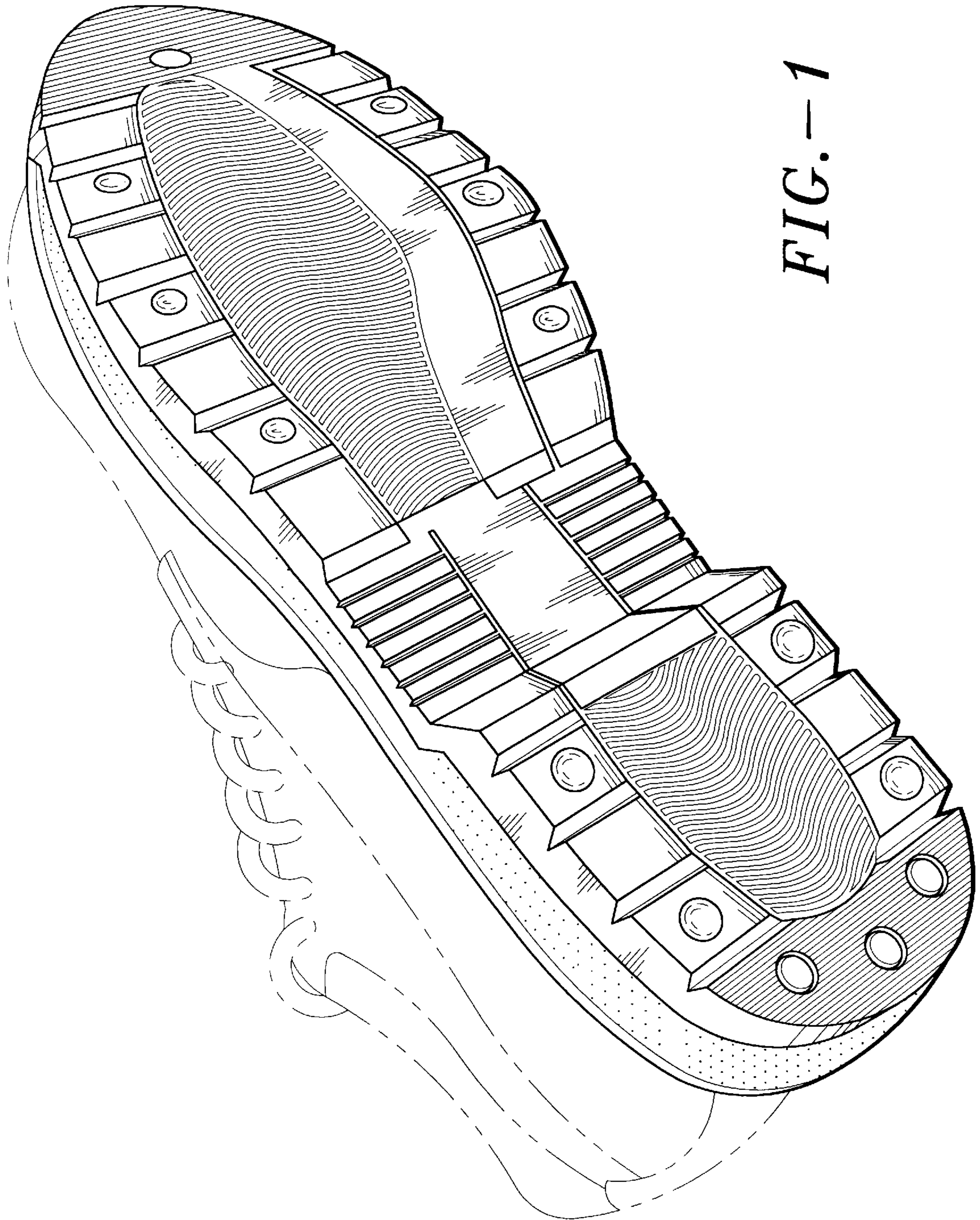


FIG. - 1

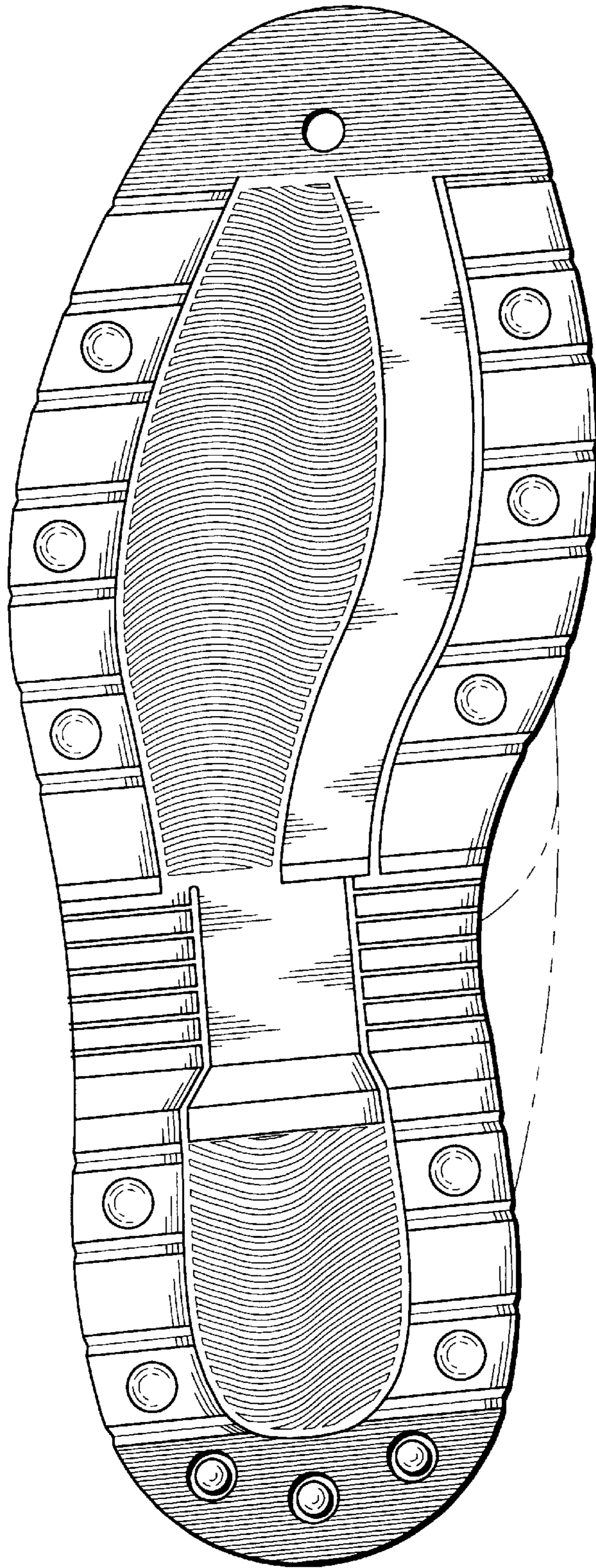


FIG.-2

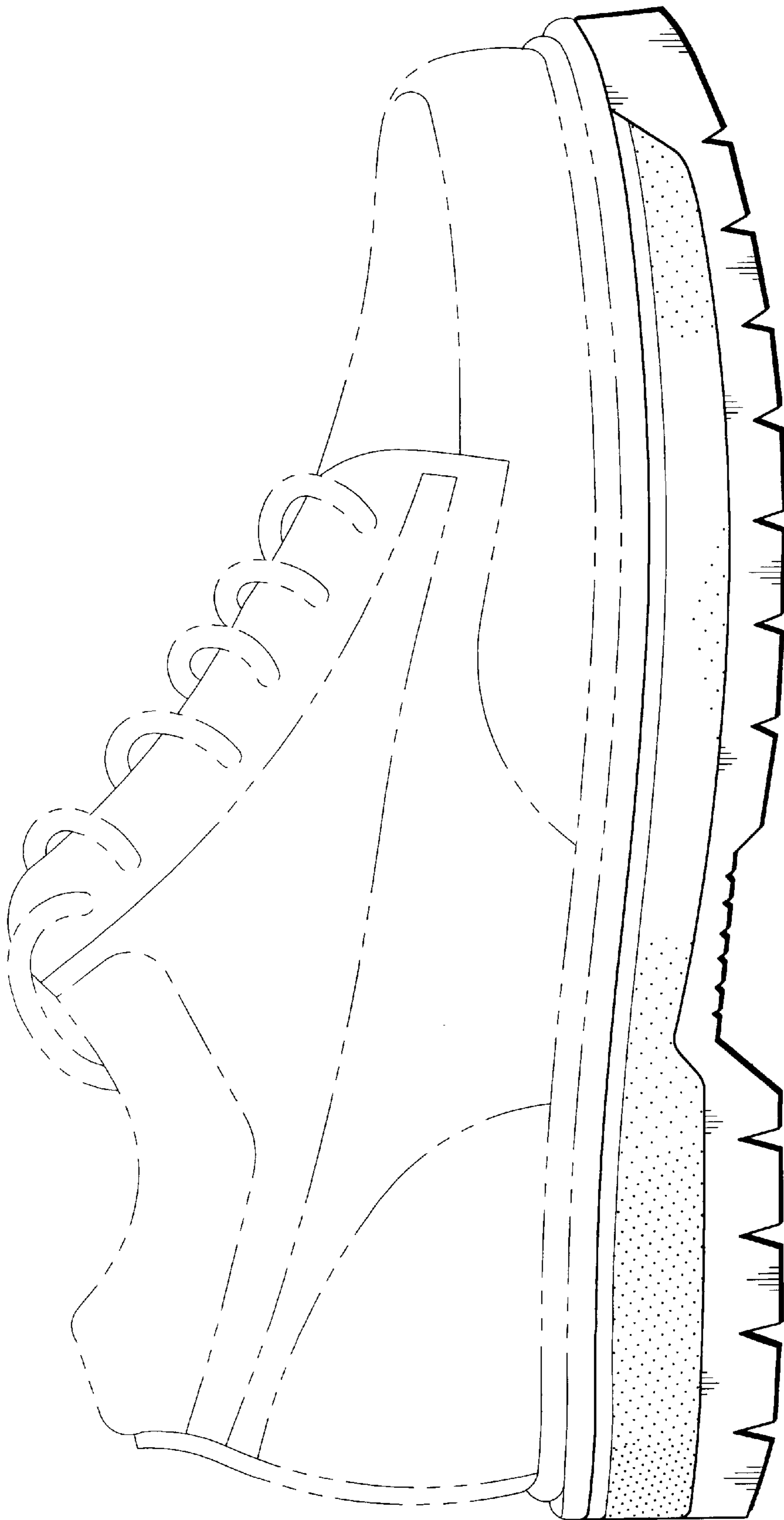


FIG. --3

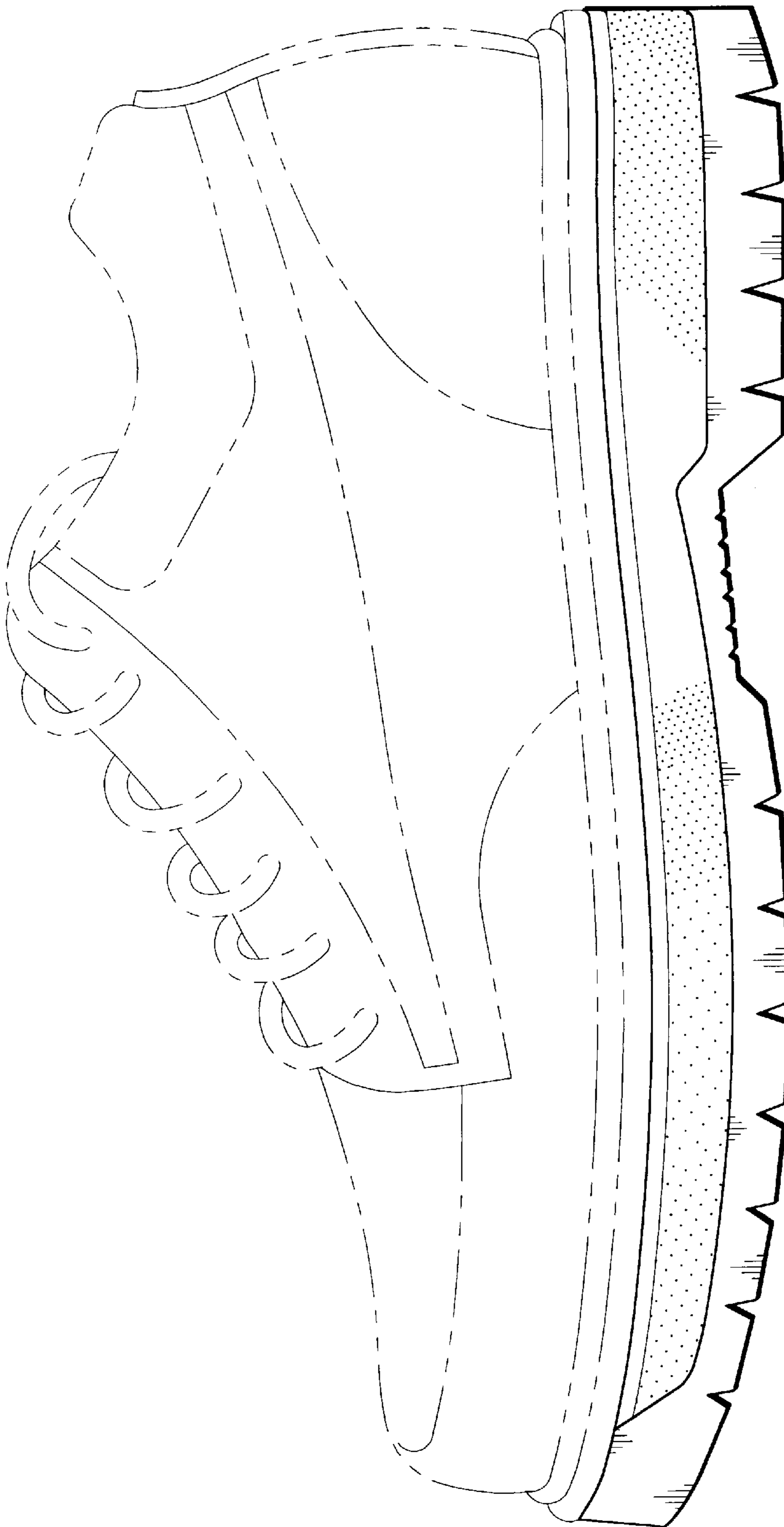


FIG. - 4

FIG.-5

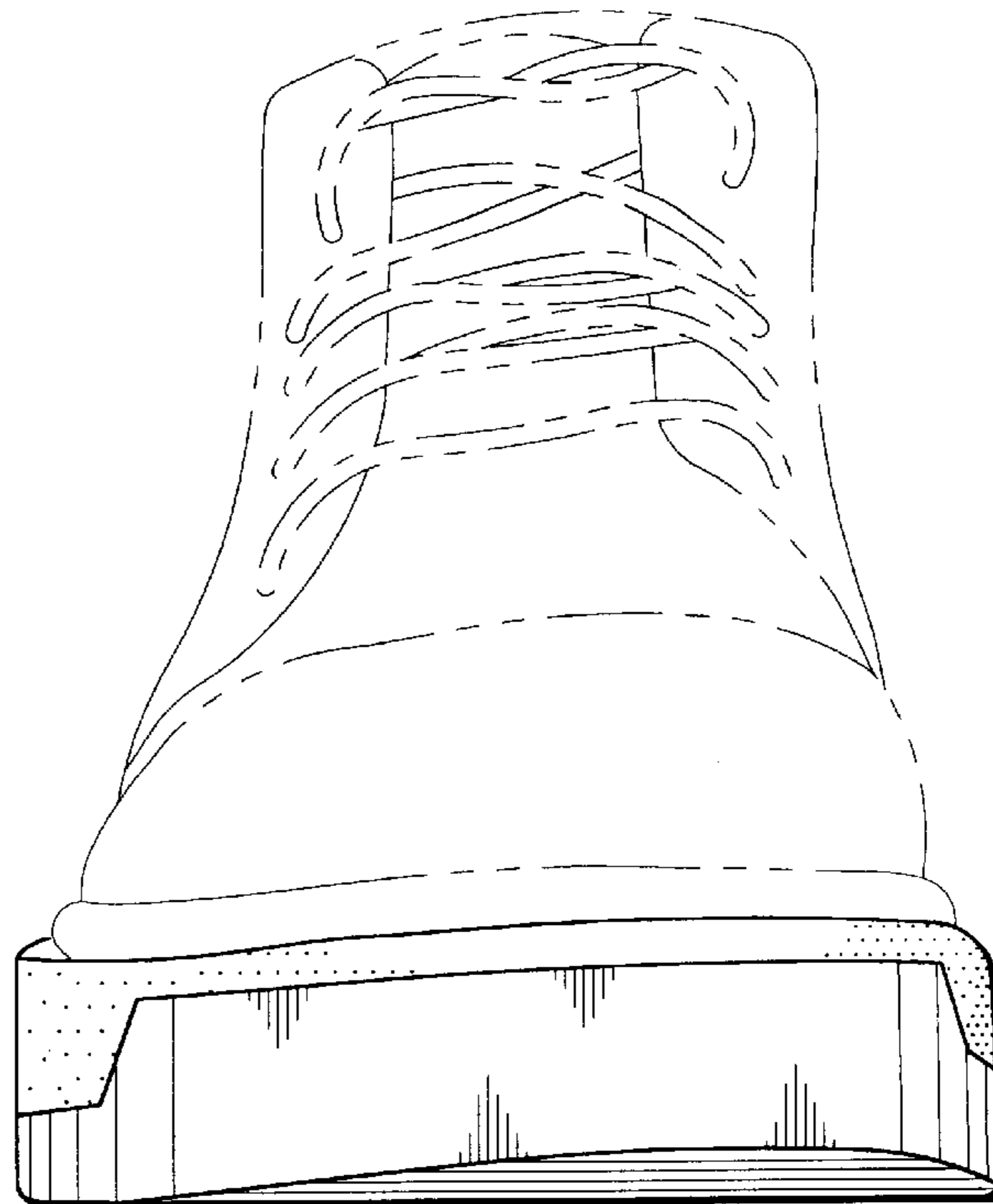


FIG.-6

