



US00D442342S

(12) **United States Design Patent**  
**Parrish**

(10) **Patent No.:** **US D442,342 S**

(45) **Date of Patent:** **\*\* May 15, 2001**

(54) **ANIMAL DRESSING TOOL**

3,805,386 \* 4/1974 de Mestral ..... D7/695

3,885,307 \* 5/1975 Papalardo ..... D7/695

5,768,787 \* 6/1998 Ireland ..... 30/294

(76) **Inventor:** **Rodney Parrish**, Rte. 1, Box 227,  
Evant, TX (US) 76525

(\*\*) **Term:** **14 Years**

\* cited by examiner

*Primary Examiner*—Pamela Burgess

(74) *Attorney, Agent, or Firm*—Charles D. Gunter, Jr.

(21) **Appl. No.:** **29/119,121**

(22) **Filed:** **Feb. 23, 2000**

(57) **CLAIM**

(51) **LOC (7) Cl.** ..... **30-99**

The ornamental design for a animal dressing tool, as shown and described.

(52) **U.S. Cl.** ..... **D30/158; D8/98; D7/693**

(58) **Field of Search** ..... D30/158; 119/602,  
119/633, 652; D8/40, 102, 499, 98, 99;  
D24/133, 143, 147, 148, 146; D7/693,  
695; 30/294, 314, 353, 2, 289

**DESCRIPTION**

(56) **References Cited**

FIG. 1 is a side, planar view of the animal dressing tool of the invention;

FIG. 2 is a top view of the animal dressing tool of FIG. 1;

FIG. 3 is a bottom view of the tool of FIG. 1;

FIG. 4 is a front view of the tool of FIG. 1; and,

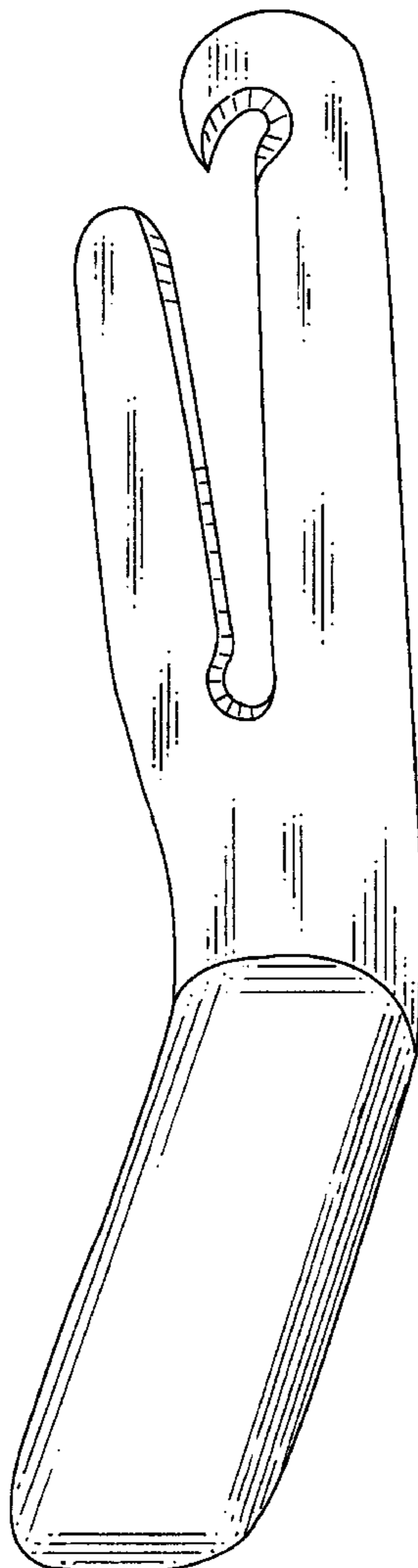
FIG. 5 is a back view of the tool of FIG. 1.


**U.S. PATENT DOCUMENTS**

D. 269,154 \* 5/1983 Freedman et al. .... D8/98

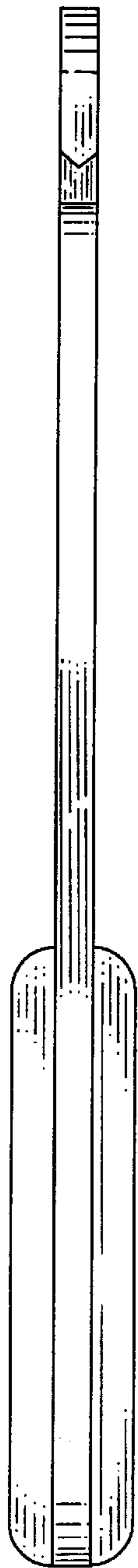
D. 305,499 \* 1/1990 Walker ..... D8/98

**1 Claim, 1 Drawing Sheet**

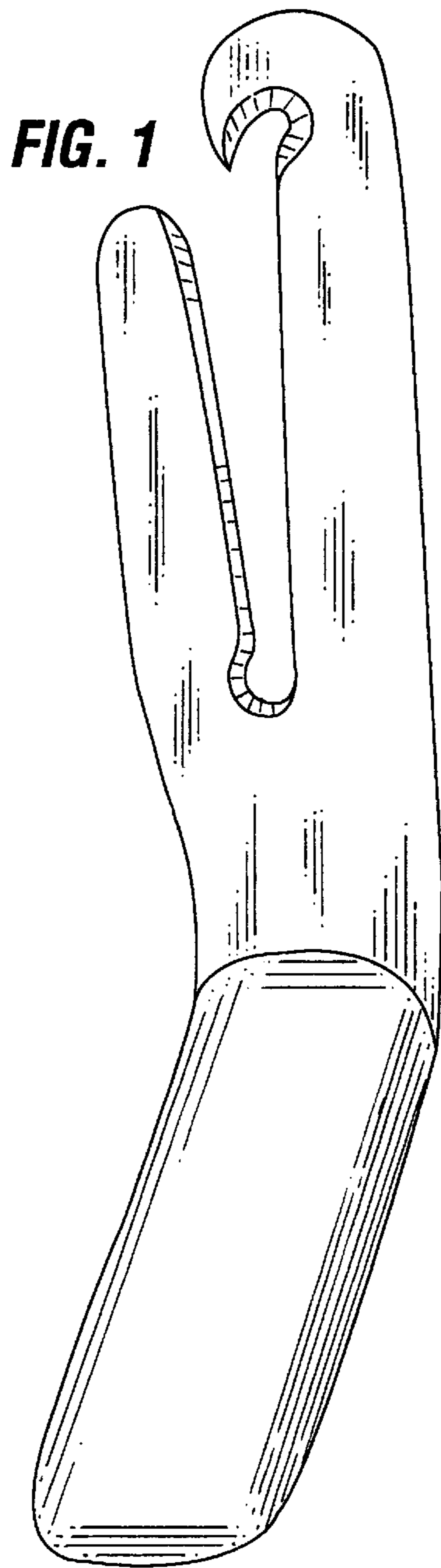




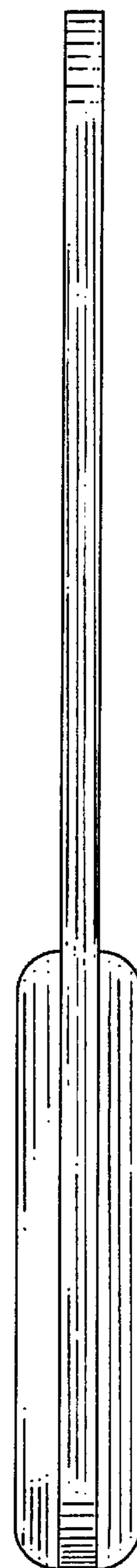
**FIG. 2**



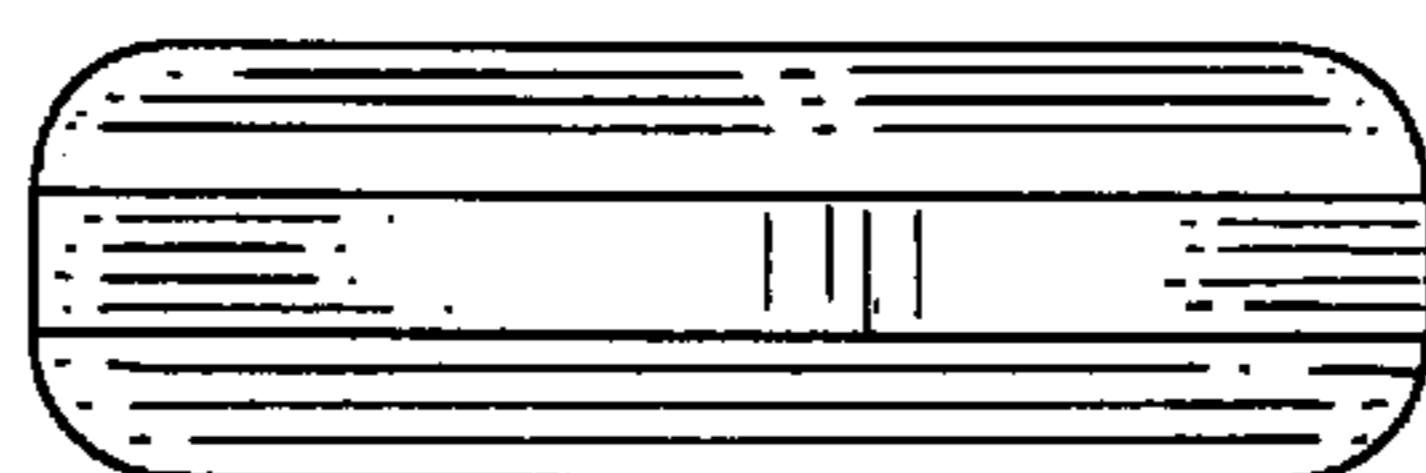
**FIG. 4**



**FIG. 1**



**FIG. 5**



**FIG. 3**