



US00D442333S

(12) **United States Design Patent**
Friesenhahn

(10) **Patent No.: US D442,333 S**

(45) **Date of Patent: ** *May 15, 2001**

(54) **DETERGENT TABLET**

(76) **Inventor: Gisela Friesenhahn**, Platanenstrasse 30,
65474 Bischofsheim (DE)

(* **Notice:** This patent is subject to a terminal disclaimer.

(** **Term:** **14 Years**

(21) **Appl. No.: 29/100,377**

(22) **Filed: Feb. 10, 1999**

(30) **Foreign Application Priority Data**

Aug. 11, 1998 (DE) 4 98 08 201

(51) **LOC (7) Cl.** **28-02**

(52) **U.S. Cl.** **D28/8.1**

(58) **Field of Search** D28/8.1, 8.2; D24/100,
D24/101; D23/207, 208; 510/133, 137-146,
191, 192, 198, 224, 225, 298, 440, 441,
445-449

(56) **References Cited**

U.S. PATENT DOCUMENTS

D. 59,910	*	12/1921	Noble	D24/101
D. 101,888	*	11/1936	Ringold	D28/8.1
D. 335,699	*	5/1993	Gladfelter et al.	D23/207
1,587,279	*	6/1926	Burgher	510/148
1,601,775	*	10/1926	Scherieble	264/245
1,936,395	*	11/1933	Ingram	D28/8.1 X
1,983,002	*	12/1934	Reeves	40/635
3,268,970	*	8/1966	Kelly et al.	425/131.1
3,557,003	*	1/1971	Morris et al.	510/298
4,217,331	*	8/1980	Schaub	422/265
4,253,842	*	3/1981	Ehrlich	510/277
4,376,111	*	3/1983	Tovey	424/467
4,511,552	*	4/1985	Cox	424/401

4,683,072	*	7/1987	Holdt et al.	510/192
5,262,132	*	11/1993	Bricker et al.	422/263
5,681,583	*	10/1997	Conte et al.	424/472
5,759,974	*	6/1998	Menke et al.	510/191
5,972,870	*	12/1921	Anderson	510/298

FOREIGN PATENT DOCUMENTS

204000	*	9/1920	(CA)	248/309.2
1110203	*	2/1956	(FR)	.	
11885	*	7/1894	(GB)	.	
3265698	*	7/1894	(JP)	252/FOR 115
578617	*	8/1976	(SE)	252/FOR 115

* cited by examiner

Primary Examiner—Ted Shooman

Assistant Examiner—C Tuttle

(74) *Attorney, Agent, or Firm*—Oppenheimer, Wolff & Donnelly, LLP; Cyrus A. Morton

(57) **CLAIM**

The ornamental design for a detergent tablet, as shown and described.

DESCRIPTION

FIG. 1 is a perspective view of a detergent tablet showing the new design;

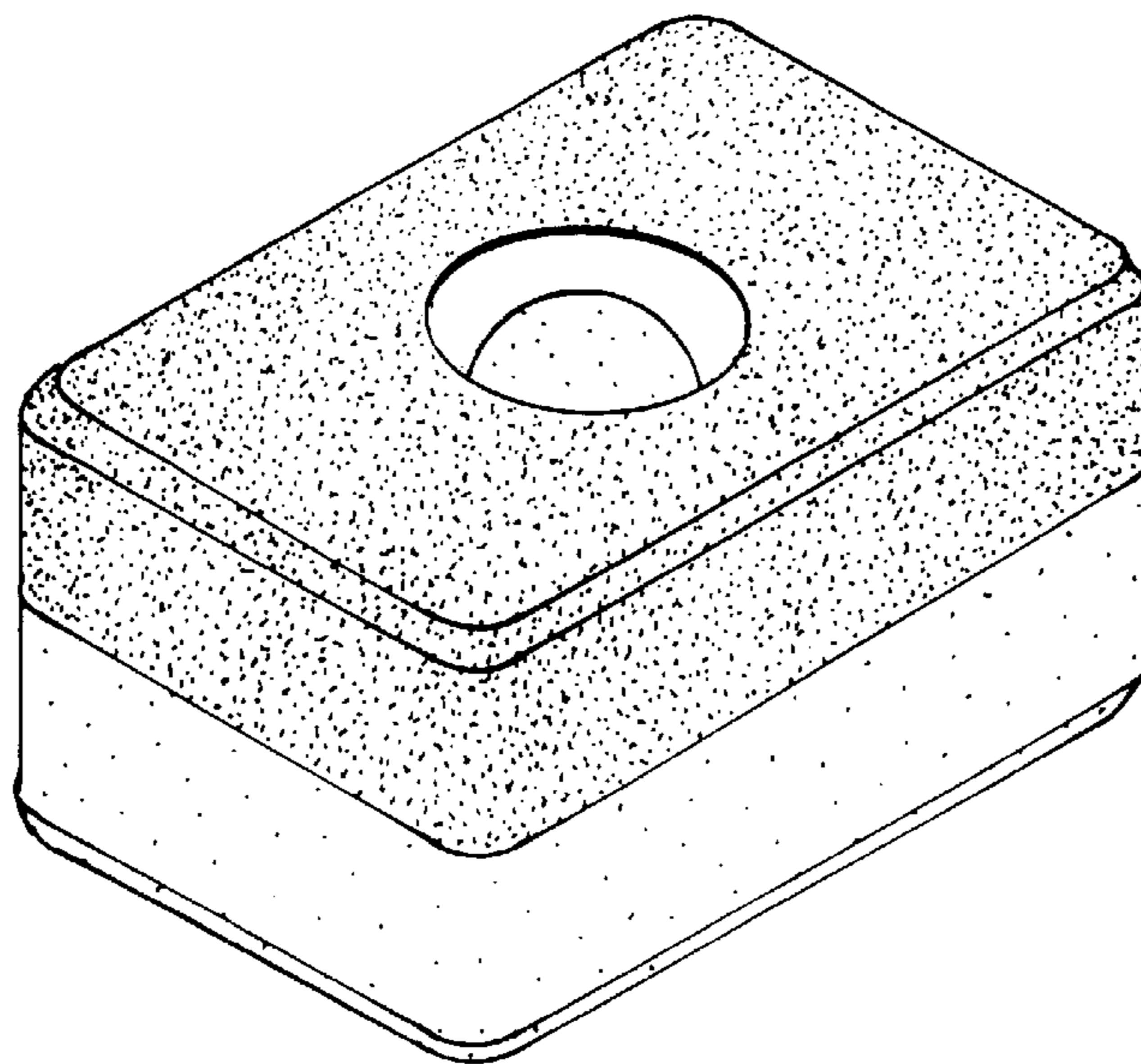
FIG. 2 is an end view thereof both sides appearing the same; FIG. 3 is a side view thereof both sides appearing the same; and,

FIG. 4 is a top plan view.

The stippling in the drawings is representative of color contrast, not pattern. The surface(s) or portion(s) of the article not shown in the drawing or described in the specification form(s) no part of the claimed design.

The unshaded area in FIGS. 1 and 4 forms no part of the claimed design.

1 Claim, 2 Drawing Sheets



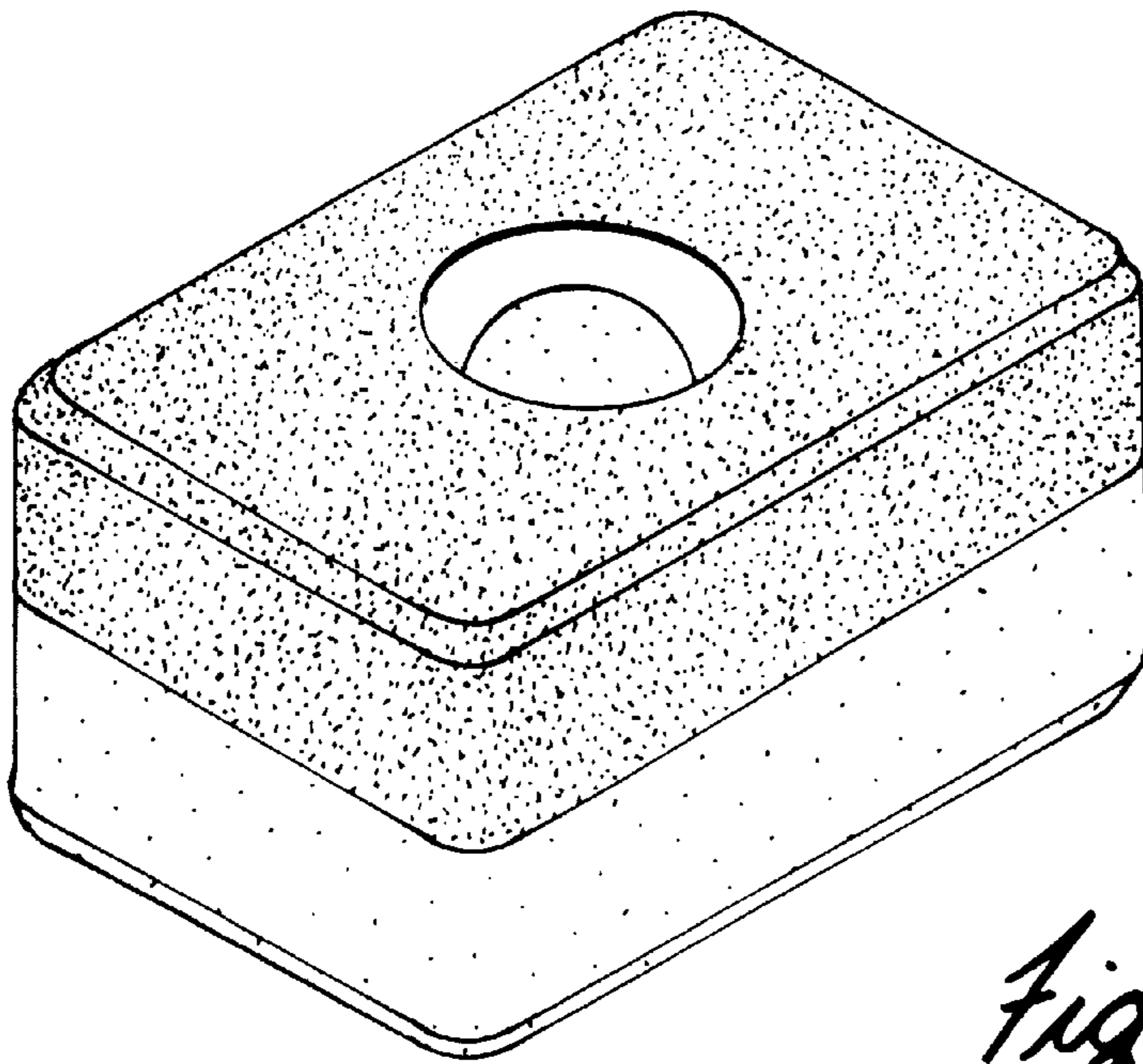


Fig. 1




Fig. 2

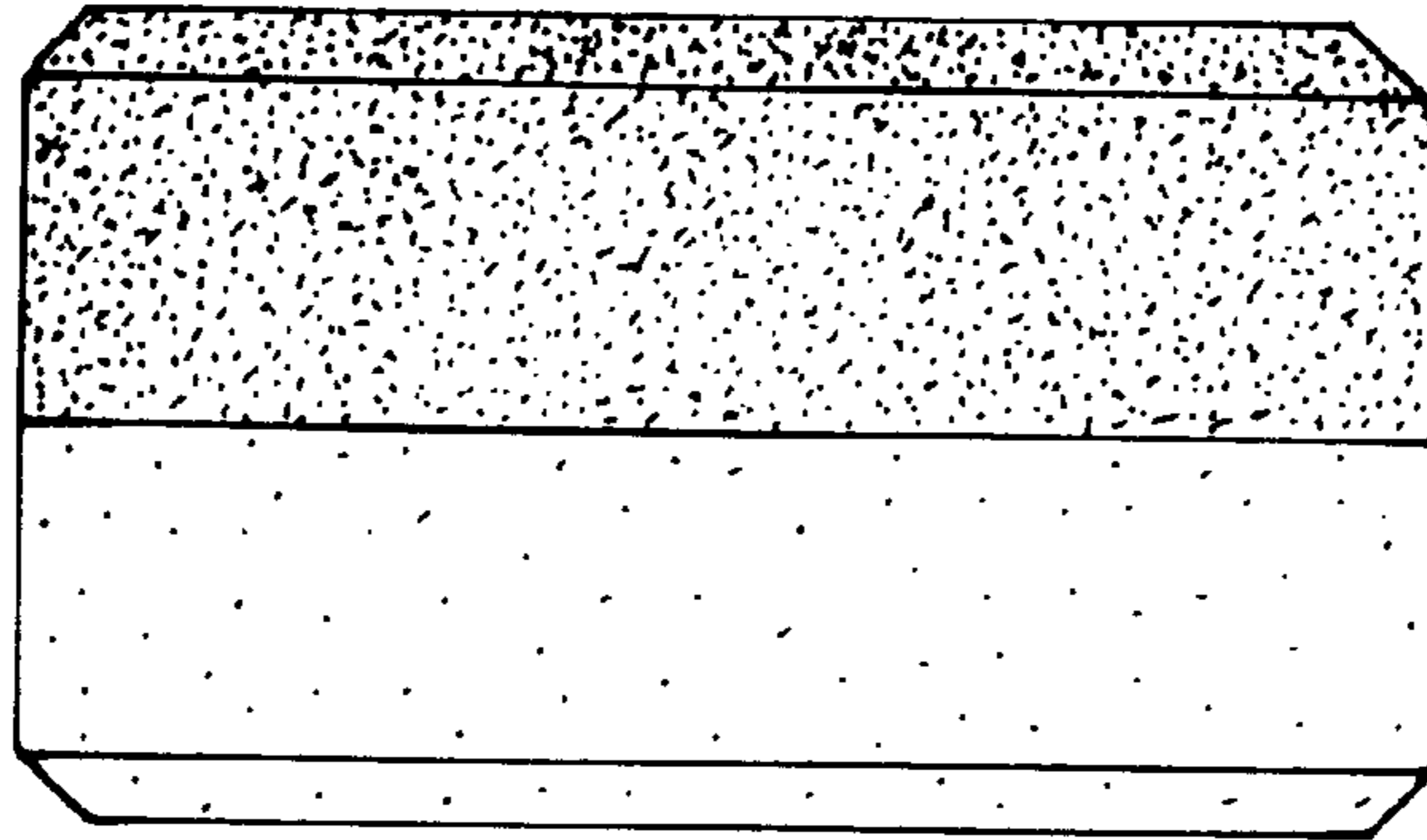


Fig. 3

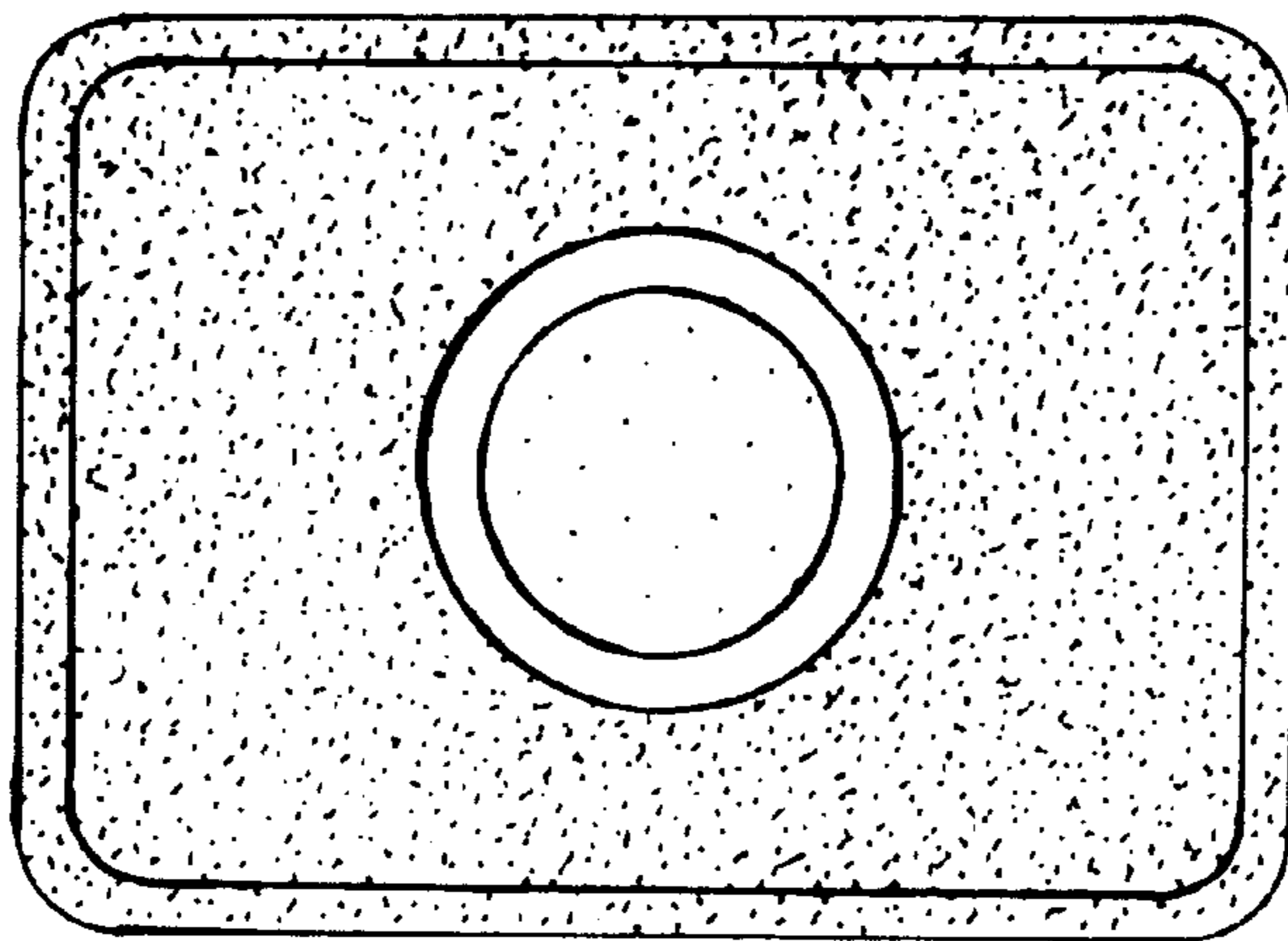


Fig. 4