

US00D442326S

(12) **United States Design Patent** (10) **Patent No.:** **US D442,326 S**  
**Lee** (45) **Date of Patent:** **\*\* May 15, 2001**

(54) **WALL FIXTURE MOUNTING BASE**

(76) Inventor: **Ying-Jue Lee**, 7, Lane 530, Chung Hua Road, Sec. 1, Pa Li, Taipei Hsien (TW)

(\*\*) Term: **14 Years**

(21) Appl. No.: **29/131,338**

(22) Filed: **Oct. 18, 2000**

(51) **LOC (7) Cl.** ..... **26-99**

(52) **U.S. Cl.** ..... **D26/142; D26/142; D26/155; D26/72; D26/87; D26/92**

(58) **Field of Search** ..... **D26/72, 87, 92, D26/142, 155; 362/147, 432**

(56) **References Cited**

**U.S. PATENT DOCUMENTS**

D. 358,680 \* 5/1995 Chen ..... D26/142

D. 432,711 \* 10/2000 Miranda ..... D26/142

**OTHER PUBLICATIONS**

Taiwan Lighting, Aug. 1997, p. 322, back plate # BB.\*

Taiwan Lighting, Aug. 1997, p. 323, back plate, #BM.\*

\* cited by examiner

*Primary Examiner*—Susan J. Lucas

(74) *Attorney, Agent, or Firm*—Dougherty & Troxell

(57) **CLAIM**

The ornamental design for a wall fixture mounting base, as shown and described.

**DESCRIPTION**

FIG. 1 is a front perspective view of a wall fixture mounting base showing my new design;

FIG. 2 is a front elevational view thereof;

FIG. 3 is a rear elevational view thereof;

FIG. 4 is a left side elevational view thereof;

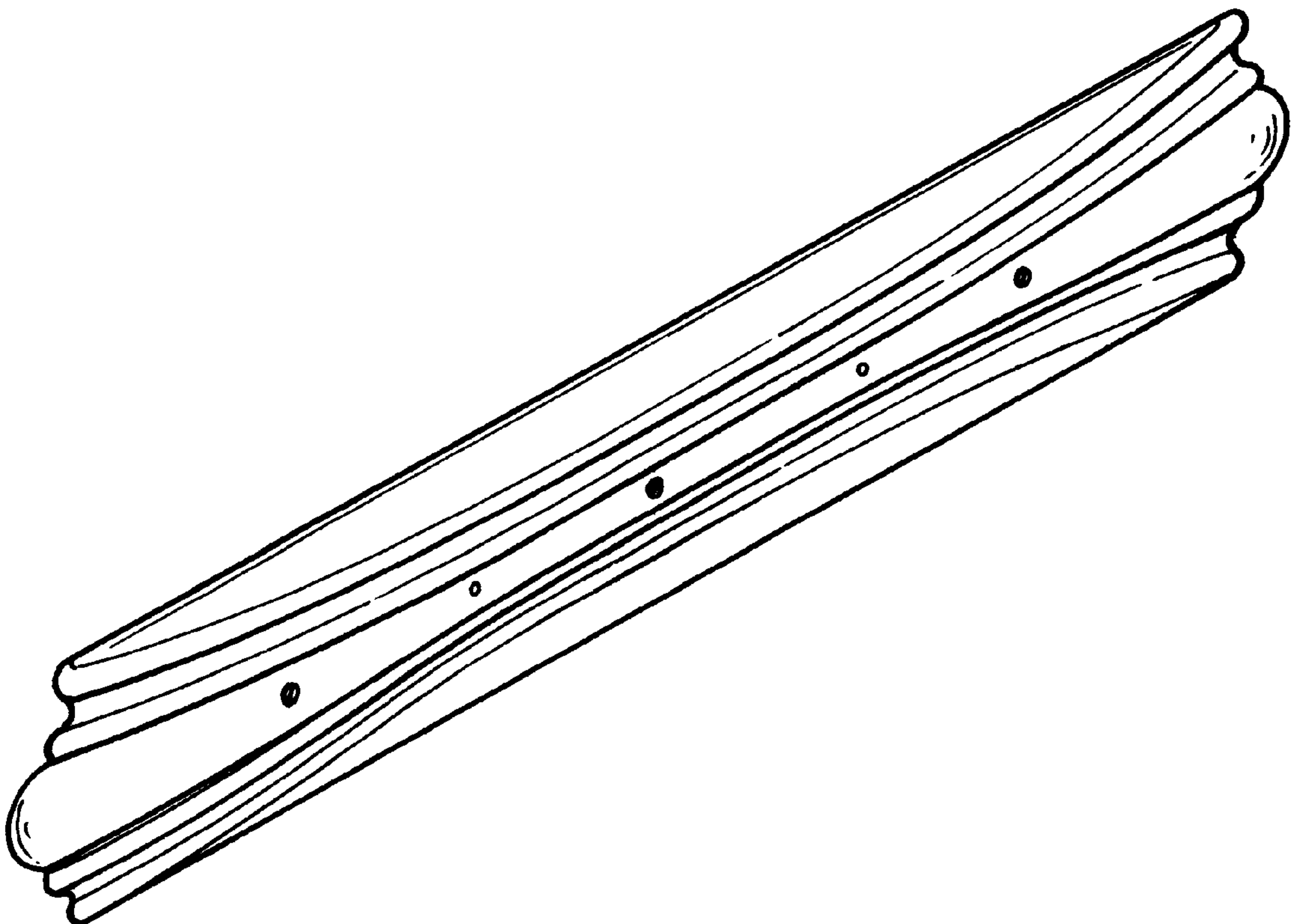
FIG. 5 is a right side elevational view thereof;

FIG. 6 is a top plan view thereof;

FIG. 7 is a bottom plan view thereof; and,

FIG. 8 is a front perspective view showing the wall fixture mounting base and three lamp holders shown in dotted line, for illustrative purposes only.

**1 Claim, 4 Drawing Sheets**



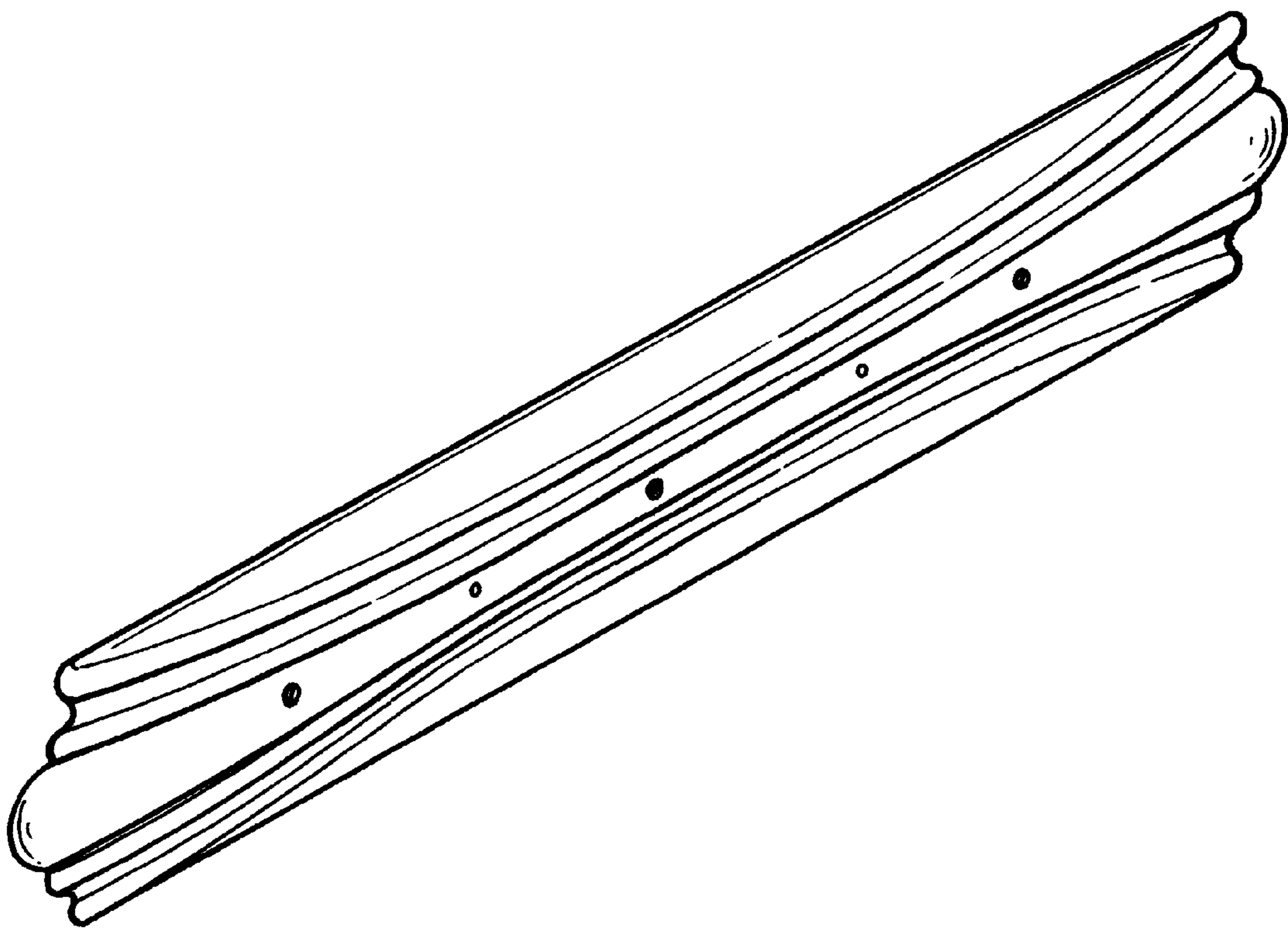


FIG. 1

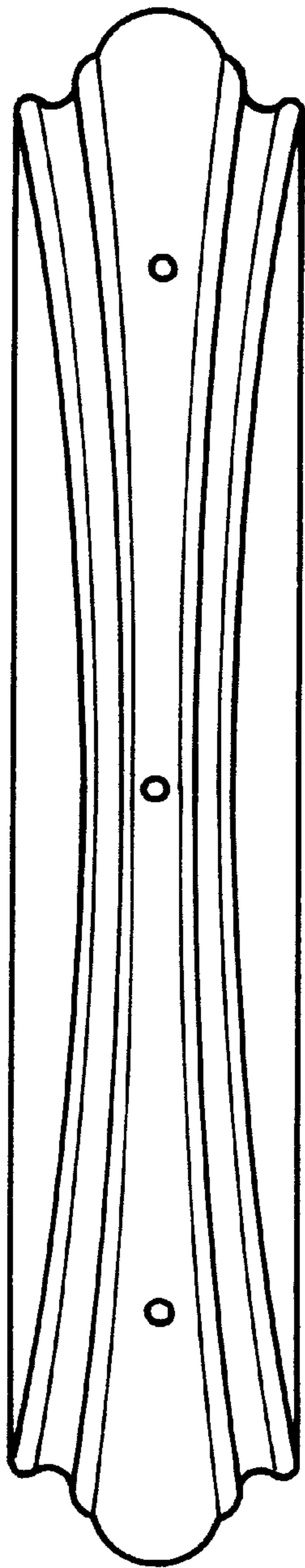


FIG. 2

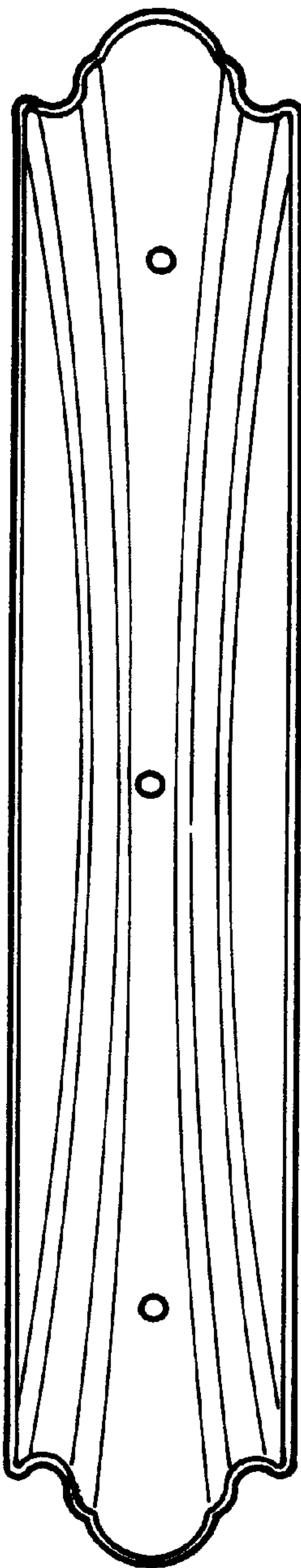


FIG. 3



FIG. 4



FIG. 5



FIG. 6



FIG. 7

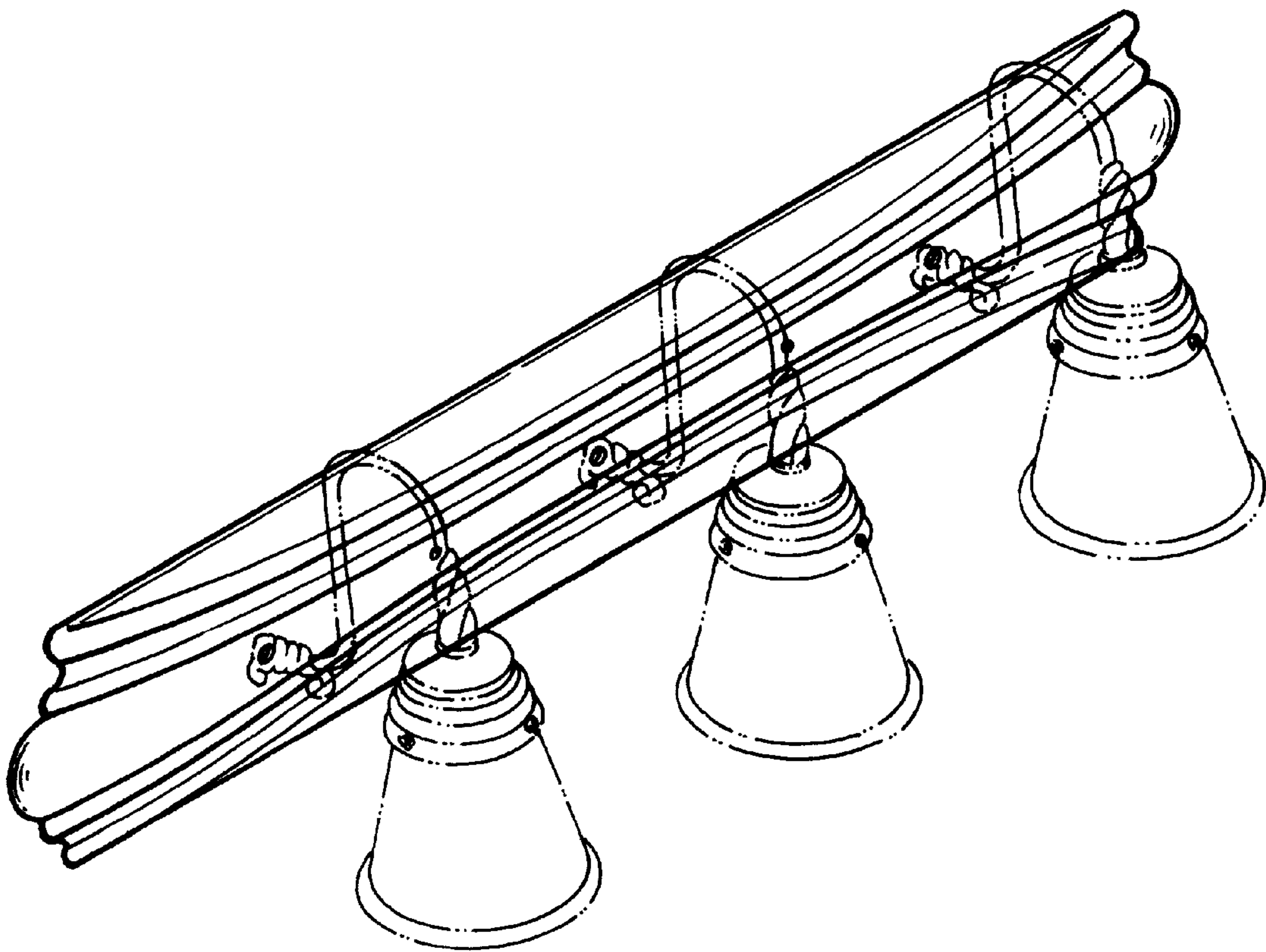


FIG . 8