



US00D442303S

(12) **United States Design Patent**
Moriyama et al.

(10) **Patent No.:** **US D442,303 S**

(45) **Date of Patent:** **** May 15, 2001**

(54) **COLOR ILLUMINATION UNIT**

5,893,633 * 4/1999 Uchio et al. 362/244

(75) Inventors: **Hideo Moriyama; Masayuki Katogi; Hiroaki Machii**, all of Tokyo (JP)

* cited by examiner

Primary Examiner—Cynthia E Ramirez

(73) Assignee: **Moriyama Sangyo Kabushiki Kaisha**, Tokyo (JP)

(74) *Attorney, Agent, or Firm*—Marshall & Melhorn, LLC

(**) Term: **14 Years**

(57) **CLAIM**

The ornamental design for a color illumination unit, as shown and described.

(21) Appl. No.: **29/107,323**

DESCRIPTION

(22) Filed: **Jun. 30, 1999**

The file of this patent contains at least one drawing executed in color. Copies of this patent with color drawings will be provided by the Patent and Trademark Office upon request and payment of the necessary fee.

(30) **Foreign Application Priority Data**

Jan. 1, 1999 (JP) 11-73

FIG. 1 is a perspective view of a color illumination unit showing our new design;

(51) **LOC (7) Cl.** **26-05**

(52) **U.S. Cl.** **D26/24; D26/72**

FIG. 2 is a top plan view thereof;

(58) **Field of Search** D26/24, 26, 25, D26/72, 80, 74, 81, 125, 126; 362/806, 236, 240, 244, 246, 249

FIG. 3 is a front view thereof, the back view, right side view and left side view being identical with the front view;

(56) **References Cited**

U.S. PATENT DOCUMENTS

D. 402,772	*	12/1998	Lodhie	D26/26
1,013,947	*	1/1912	Neil	362/236
1,981,450	*	11/1934	Fenna	362/244
1,986,732	*	1/1935	Lane	362/236
3,141,620	*	7/1964	Guggemos	362/236
3,539,801	*	11/1970	Bobrick	362/244
4,174,532	*	11/1979	Kelley	362/236
5,160,200	*	11/1992	Cheselske	362/249
5,632,551	*	5/1997	Roney et al.	362/249
5,765,940	*	6/1998	Levy et al.	362/240

FIG. 4 is a bottom plan view thereof; and, FIG. 5 is an illustrative perspective view showing the color illumination unit, according to our new design employed in combination with a number of like units, shown in broken line, which are arranged close to each other and mounted on a ceiling or the like.

The broken line showing of the additional illumination units in FIG. 5 is for illustrative purposes only and forms no part of the claimed design.

1 Claim, 3 Drawing Sheets

(3 of 3 Drawing Sheet(s) Filed in Color)




Fig. 1




Fig. 2




Fig. 3

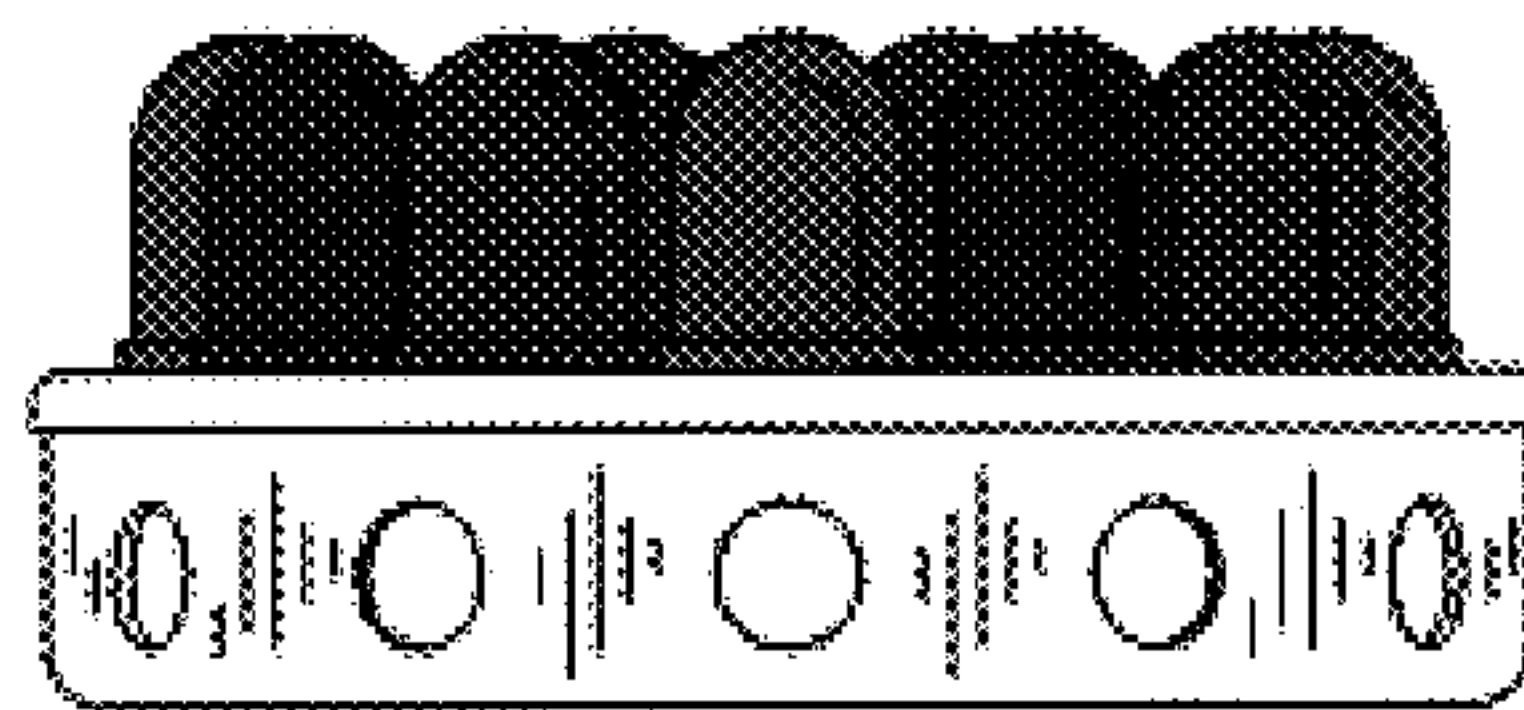


Fig. 4

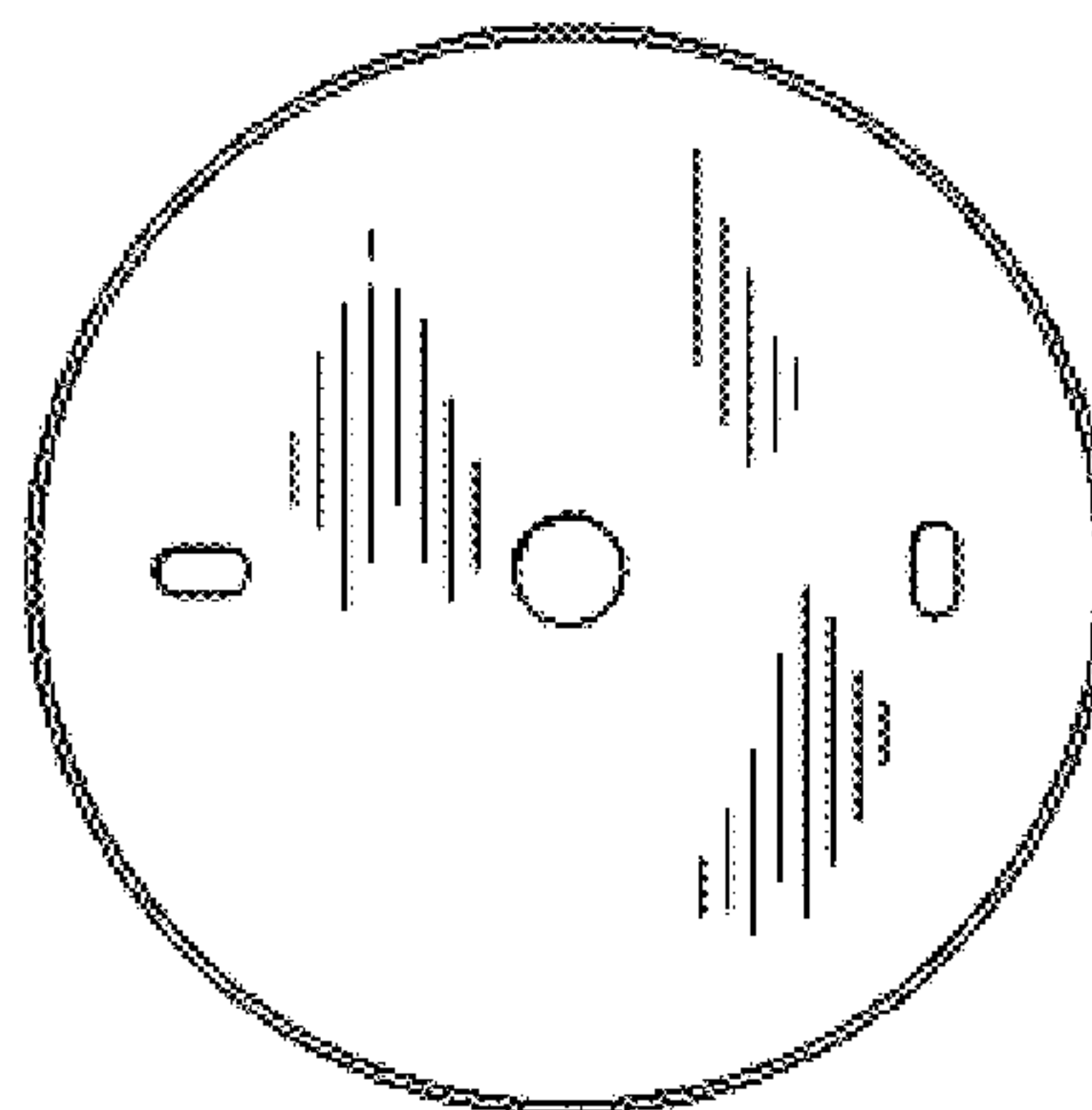


Fig. 5

