



US00D442300S

(12) **United States Design Patent**  
**Poppick et al.**

(10) **Patent No.:** **US D442,300 S**

(45) **Date of Patent:** **\*\* May 15, 2001**

(54) **VOTIVE CANDLE**

(75) Inventors: **Jonathan L. Poppick**, Fairfield, CT (US); **James Ramaker**, Elkin; **Larry Crouse, Sr.**, Advance, both of NC (US)

(73) Assignee: **Candle Corporation of America**, Elkin, NC (US)

(\*\*) Term: **14 Years**

(21) Appl. No.: **29/116,861**

(22) Filed: **Jan. 12, 2000**

(51) **LOC (7) Cl.** ..... **26-04**

(52) **U.S. Cl.** ..... **D26/6**

(58) **Field of Search** ..... D26/6, 7, 9, 11, D26/12; 431/288, 291, 295

(56) **References Cited**

**U.S. PATENT DOCUMENTS**

- D. 394,513 \* 5/1998 Davis ..... D26/6
- D. 409,316 \* 5/1999 Majerowski ..... D26/6
- 2,323,804 \* 7/1943 Driscoll ..... 431/288

**OTHER PUBLICATIONS**

Pourette catalog; small oval candle #B814C 1998.\*

\* cited by examiner

*Primary Examiner*—Robin V. Taylor

(74) *Attorney, Agent, or Firm*—Marshall, O’Toole, Gerstein, Murray & Borun

(57) **CLAIM**

The ornamental design for a votive candle, as shown and described.

**DESCRIPTION**

FIG. 1 is a perspective view of a votive candle showing our new design;

FIG. 2 is a top plan view thereof;

FIG. 3 is a side elevational view thereof, the opposite side elevational view being a mirror image;

FIG. 4 is a front elevational view thereof, the opposite rear elevational view being a mirror image; and,

FIG. 5 is a bottom plan view thereof.

The broken line showing a wick of FIGS. 1, 2, 3 and 4 is for illustrative purposes only and forms no part of the claimed design.

**1 Claim, 1 Drawing Sheet**

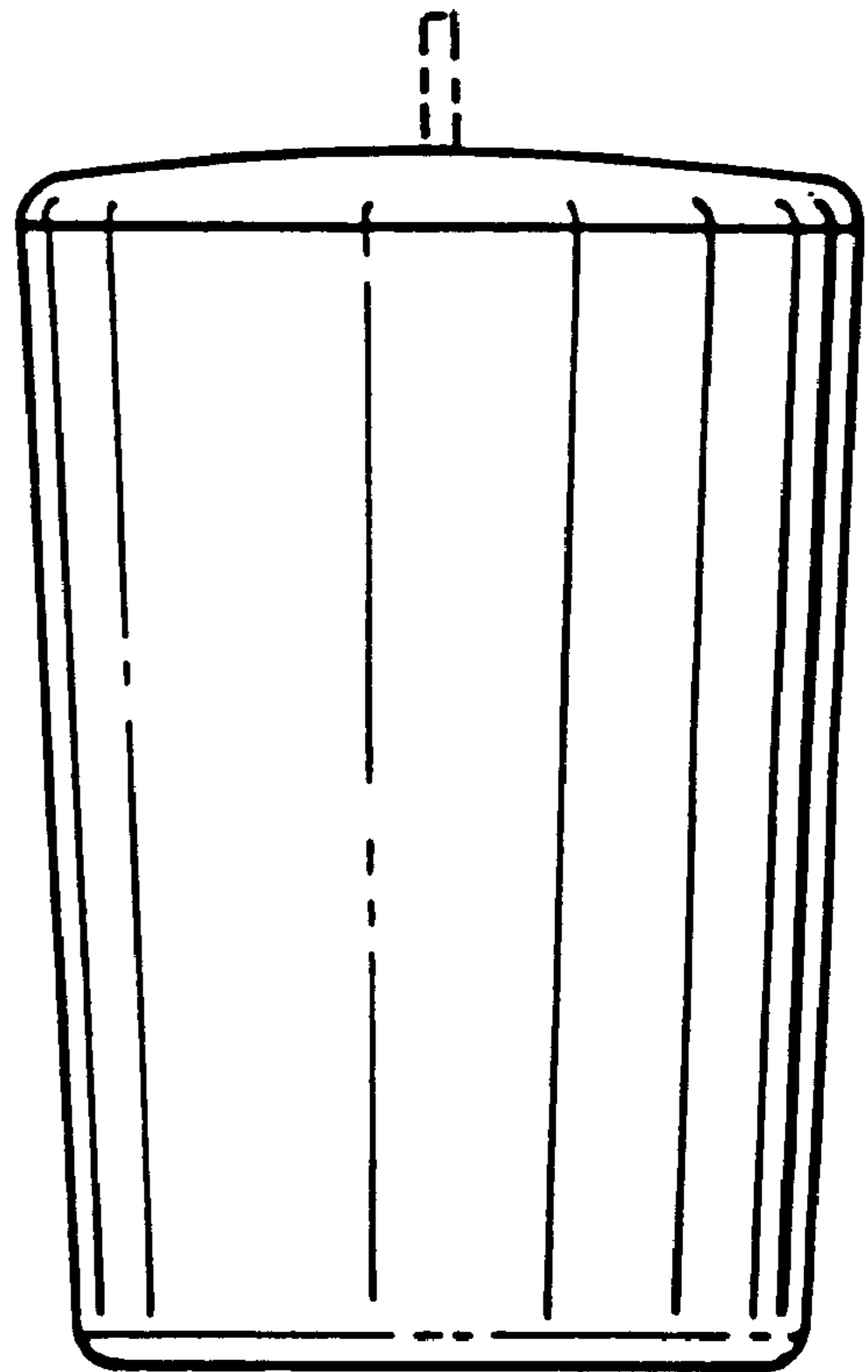



FIG. 1




FIG. 2

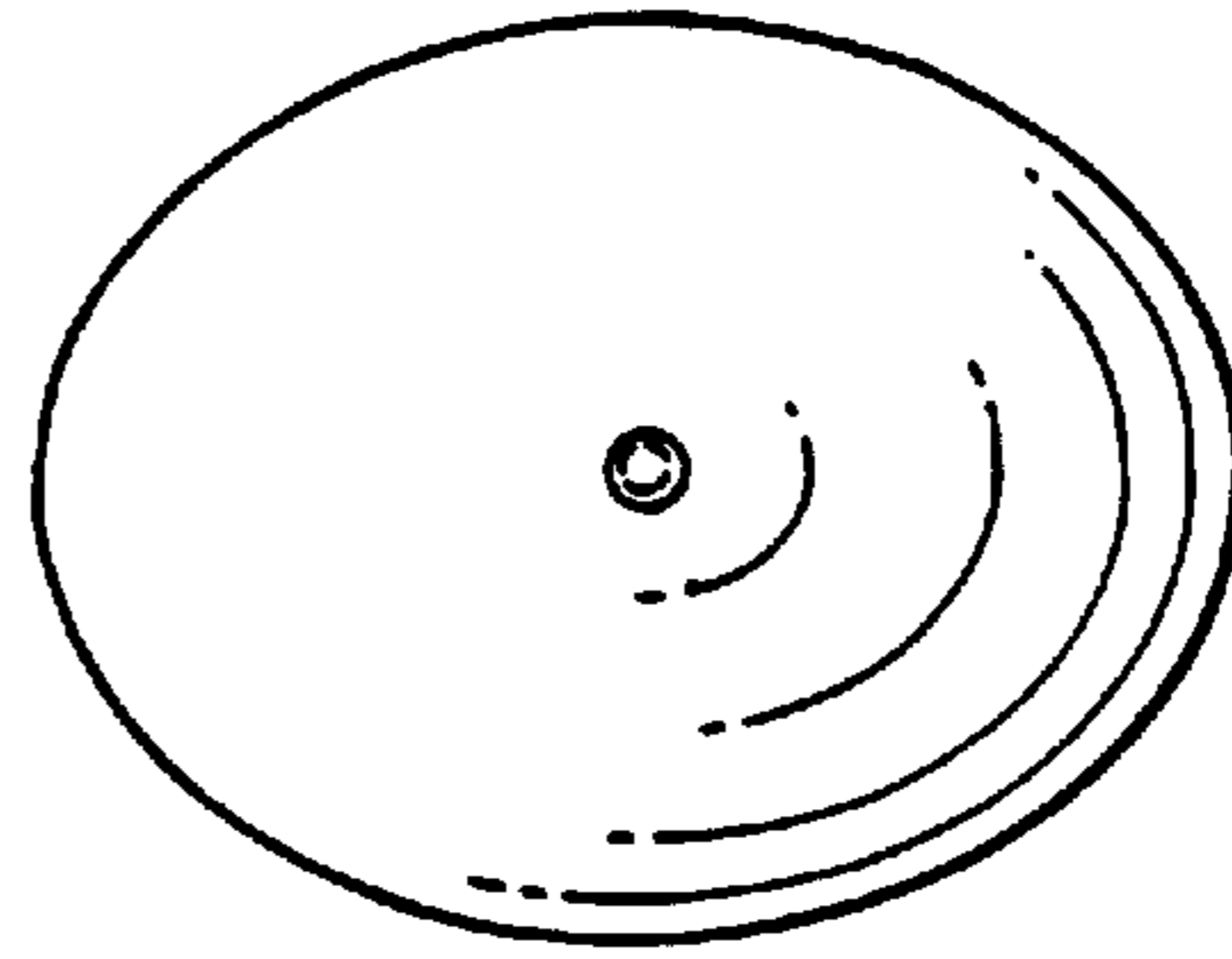


FIG. 3

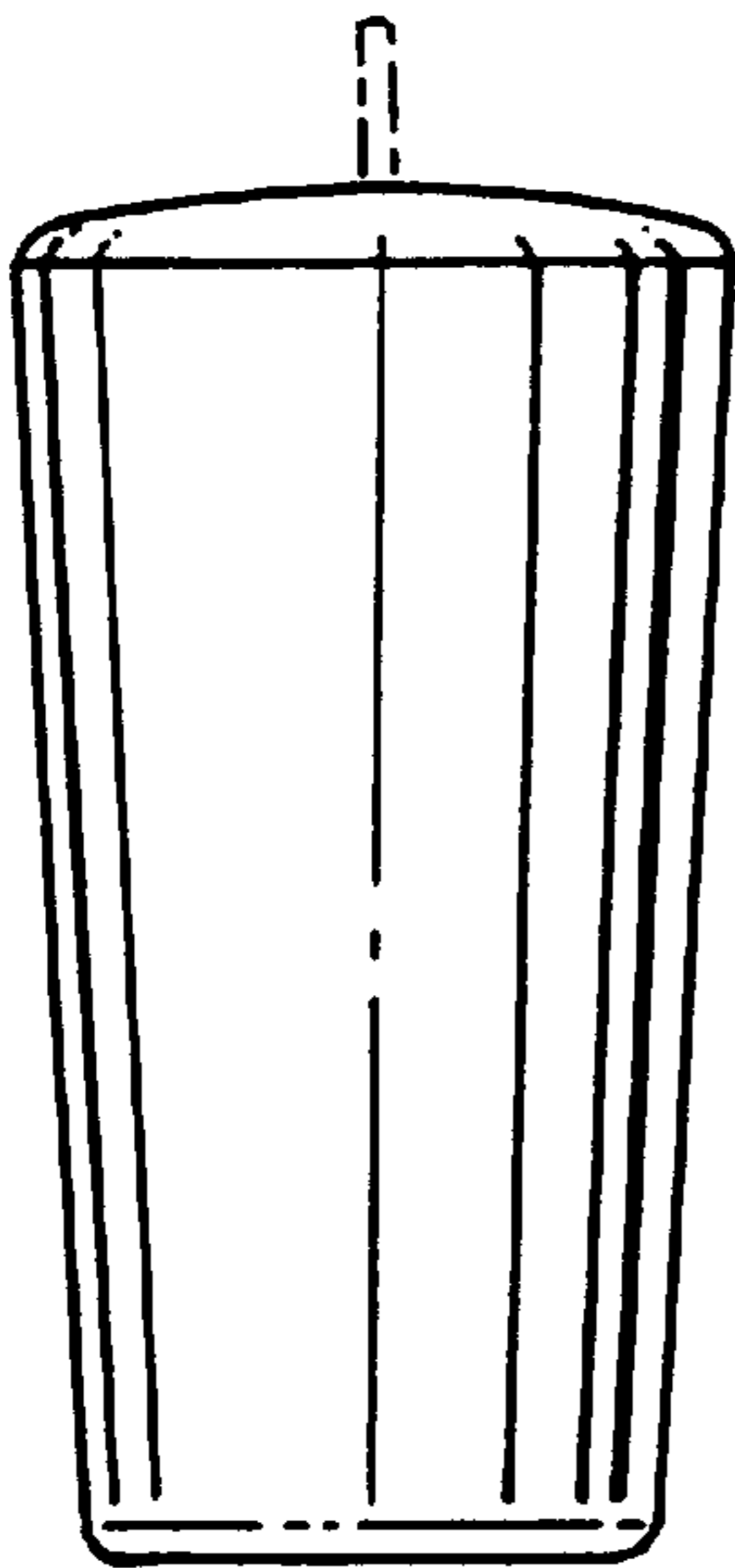


FIG. 4

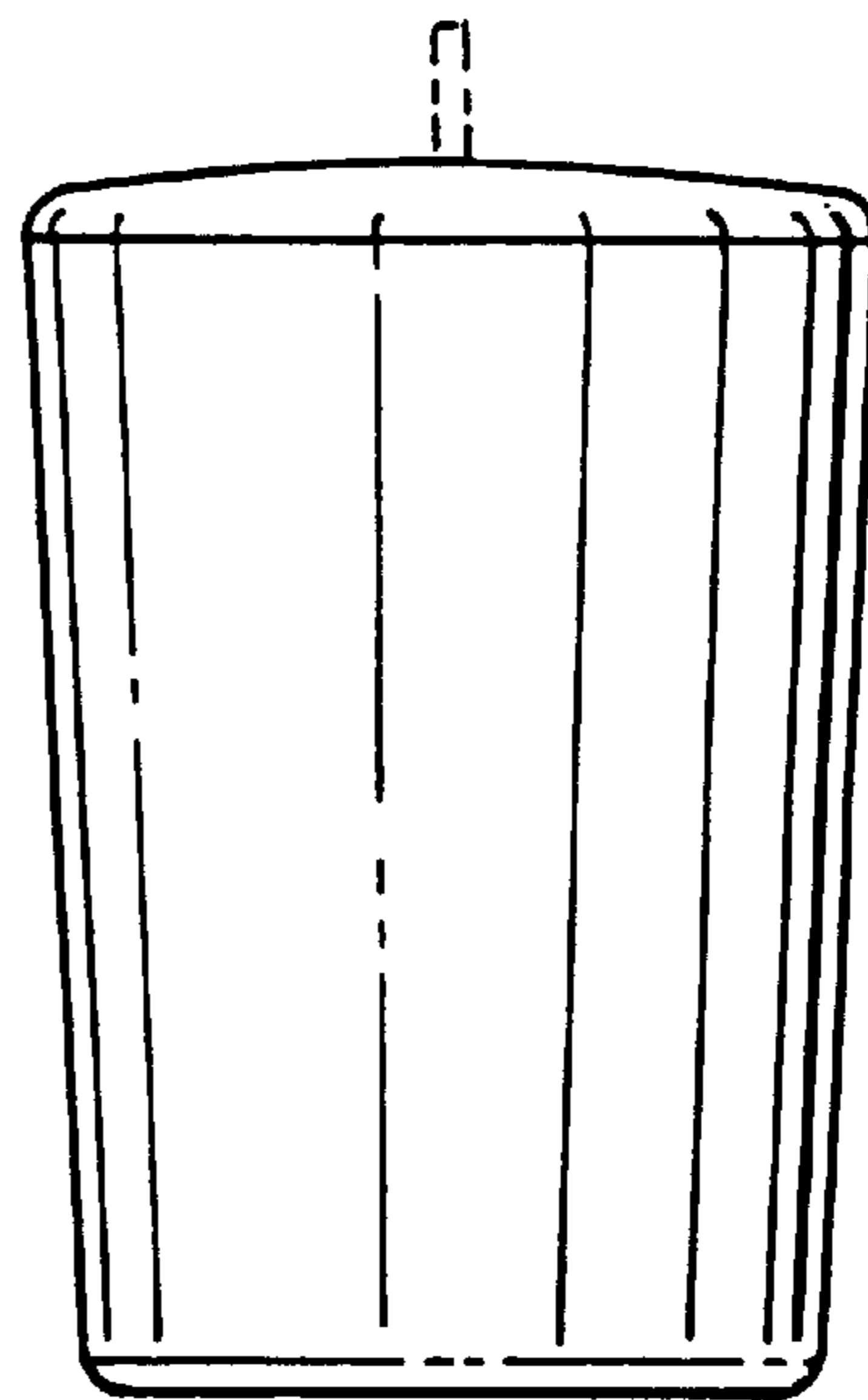


FIG. 5

