



US00D442285S

(12) **United States Design Patent**  
**Perry**

(10) **Patent No.:** **US D442,285 S**

(45) **Date of Patent:** **\*\* May 15, 2001**

(54) **ICE PACK**

(76) **Inventor:** **Jean S Perry**, 4626 N. 51st Blvd.,  
Milwaukee, WI (US) 53218

(\*\*) **Term:** **14 Years**

(21) **Appl. No.:** **29/130,353**

(22) **Filed:** **Sep. 29, 2000**

(51) **LOC (7) Cl.** ..... **24-04**

(52) **U.S. Cl.** ..... **D24/206**

(58) **Field of Search** ..... D24/206, 207;  
607/96, 104, 108, 109, 110, 111

(56) **References Cited**

**U.S. PATENT DOCUMENTS**

- D. 348,517 7/1994 Mcdermott .
- D. 369,218 4/1996 Vandenbelt .
- D. 405,187 2/1999 Douglas .
- D. 413,389 8/1999 Owen, Jr. .
- D. 425,996 \* 5/2000 Owen, Jr. .... D24/206

- 4,347,848 \* 9/1982 Hubbard et al. .... 607/112
- 4,988,635 \* 1/1991 Ajika et al. .... 438/258
- 5,304,216 4/1994 Wallace .
- 5,603,727 \* 2/1997 Clark et al. .... 607/108
- 5,843,145 12/1998 Brink .

\* cited by examiner

*Primary Examiner*—Stella Reid

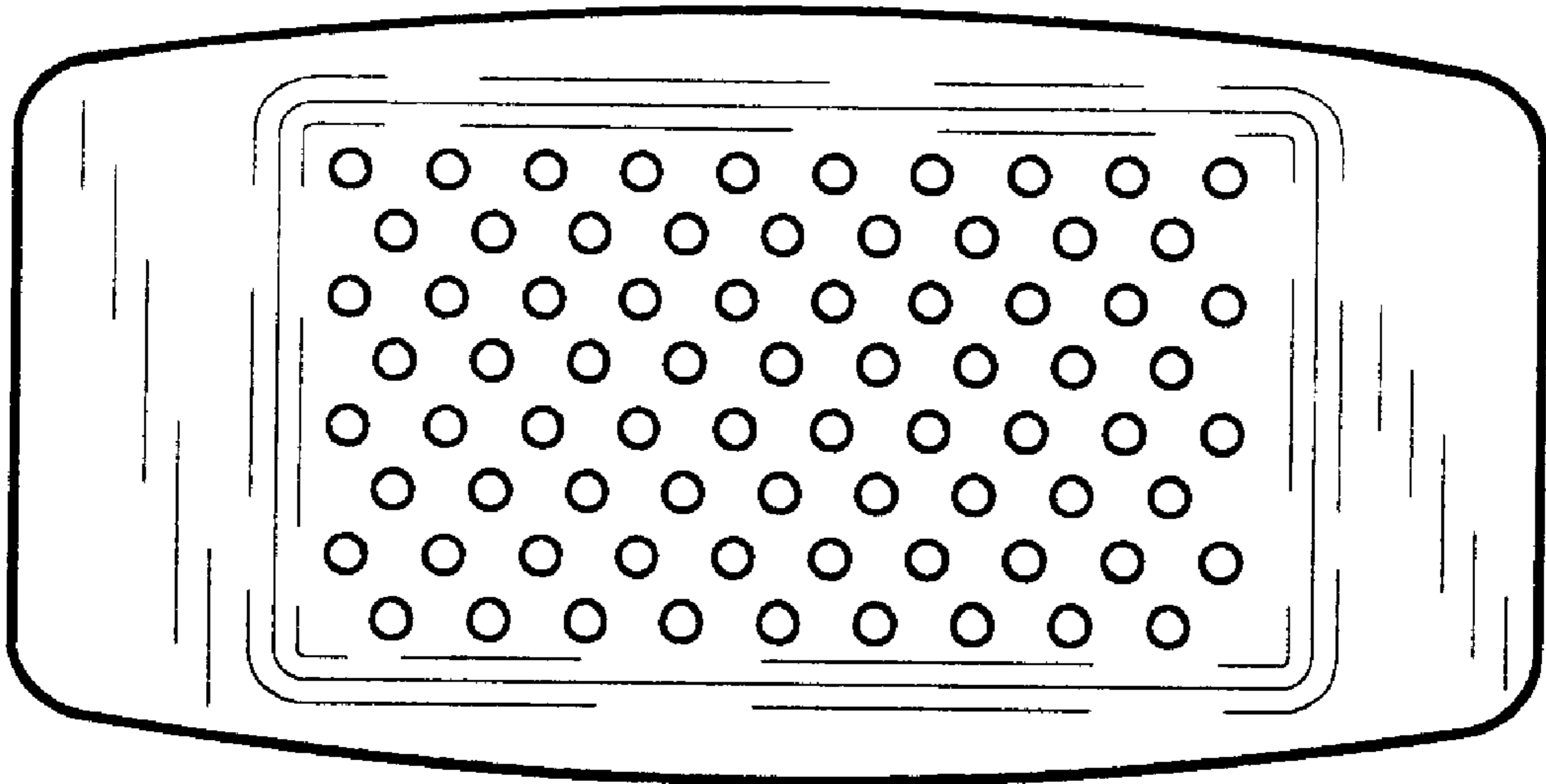
(57) **CLAIM**

The ornamental design for an ice pack, as shown and described.

**DESCRIPTION**

FIG. 1 is a front elevational view of the ice pack of the present invention;  
FIG. 2 is a rear elevational view of the ice pack of FIG. 1;  
FIG. 3 is a left side elevational view of the ice pack of FIG. 1, the right view being a mirror image thereof; and,  
FIG. 4 is a top plan view of the ice pack of FIG. 1, the bottom view being a mirror image thereof.

**1 Claim, 1 Drawing Sheet**



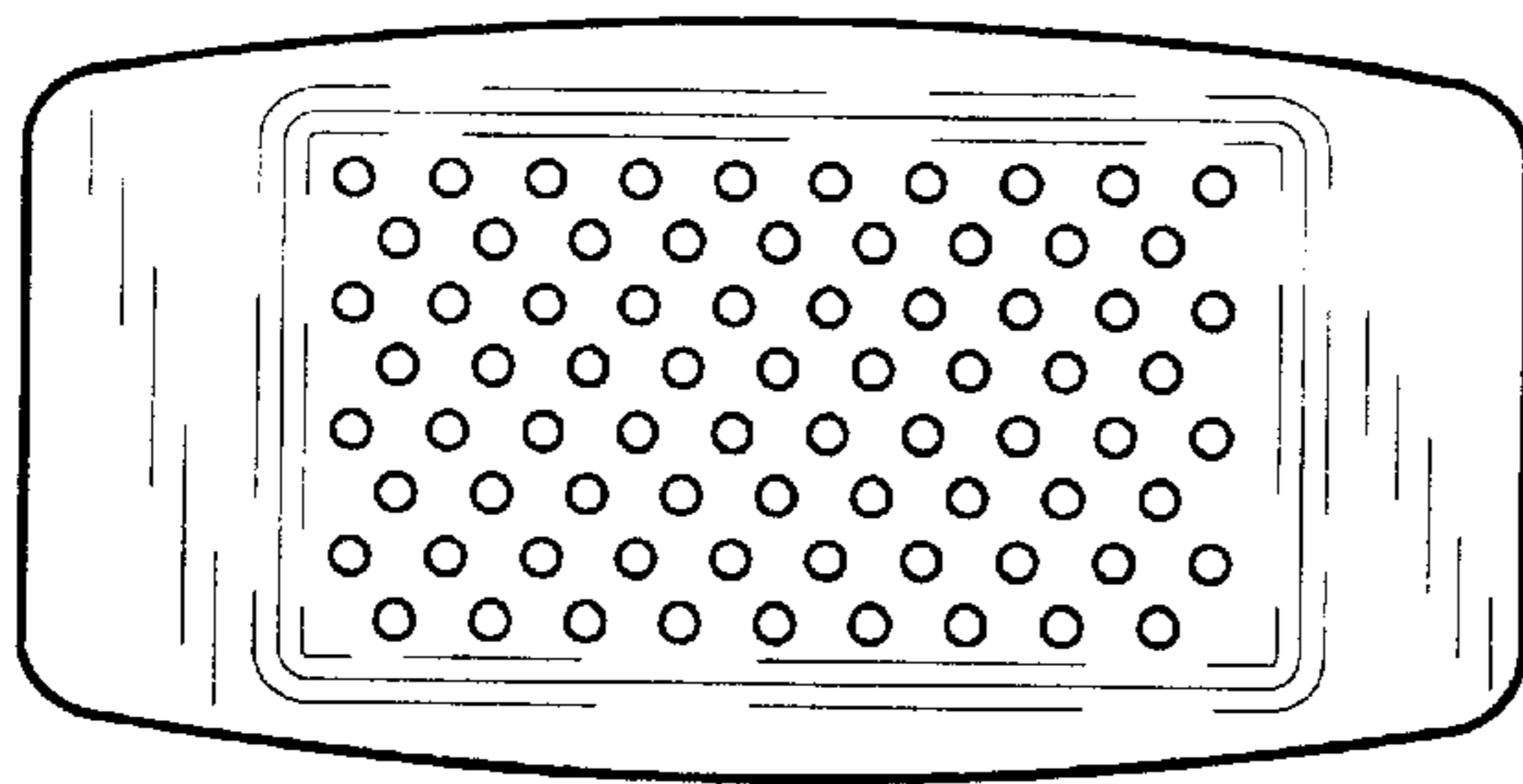


FIG. 1

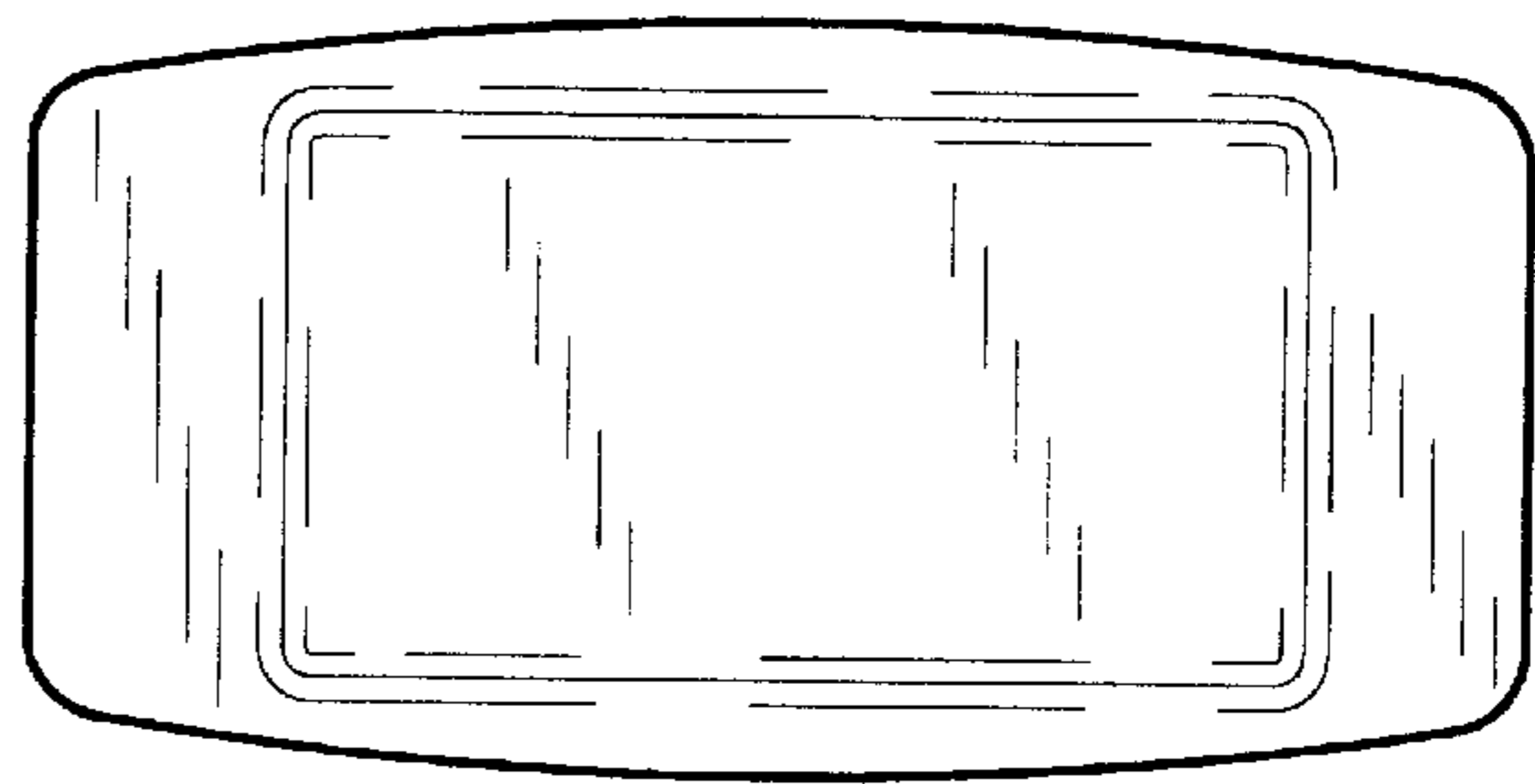


FIG. 2



FIG. 3




FIG. 4