



US00D442270S

(12) **United States Design Patent**  
**Campbell et al.**

(10) **Patent No.:** **US D442,270 S**

(45) **Date of Patent:** **\*\* May 15, 2001**

(54) **AIR PURIFIER**

5,893,939 4/1999 Rakocy et al. .... 55/471  
6,017,375 1/2000 Duell et al. .... 55/356

(75) Inventors: **Christopher P. Campbell**, Nashville;  
**Anne Margaret McSweeney**,  
Murfreesboro; **Murray M. Mallard**,  
Mt. Juliet; **Alan D. Greer**,  
Murfreesboro, all of TN (US); **Jay F.**  
**Perkins**, Pickerington, OH (US);  
**Jeffery T. DeBord**, Worthington, OH  
(US); **Michael Kopczewski**, Orient, OH  
(US); **Guolian Wu**, St. Joseph, MI (US)

*Primary Examiner*—Lisa Lichtenstein  
(74) *Attorney, Agent, or Firm*—Andrea Powers Denklau;  
Robert O. Rice; Joel M. Van Winkle

(57) **CLAIM**

The ornamental design for an air purifier, as shown and described.

**DESCRIPTION**

(73) Assignee: **Whirlpool Corporation**, Benton Harbor, MI (US)

FIG. 1 is a perspective view of an air purifier showing our new design.

(\*\*) Term: **14 Years**

FIG. 2 is a front elevational view of an air purifier showing our new design.

(21) Appl. No.: **29/123,803**

FIG. 3 is a left side elevational view of an air purifier showing our new design.

(22) Filed: **May 25, 2000**

FIG. 4 is a right side elevational view of an air purifier showing our new design.

(51) **LOC (7) Cl.** ..... **23-04**

(52) **U.S. Cl.** ..... **D23/364**

(58) **Field of Search** ..... D23/364, 365,  
D23/355; 55/356; 96/97; 422/120

FIG. 5 is a top plan view of an air purifier showing our new design.

FIG. 6 is a bottom plan view of an air purifier showing our new design; and,

(56) **References Cited**

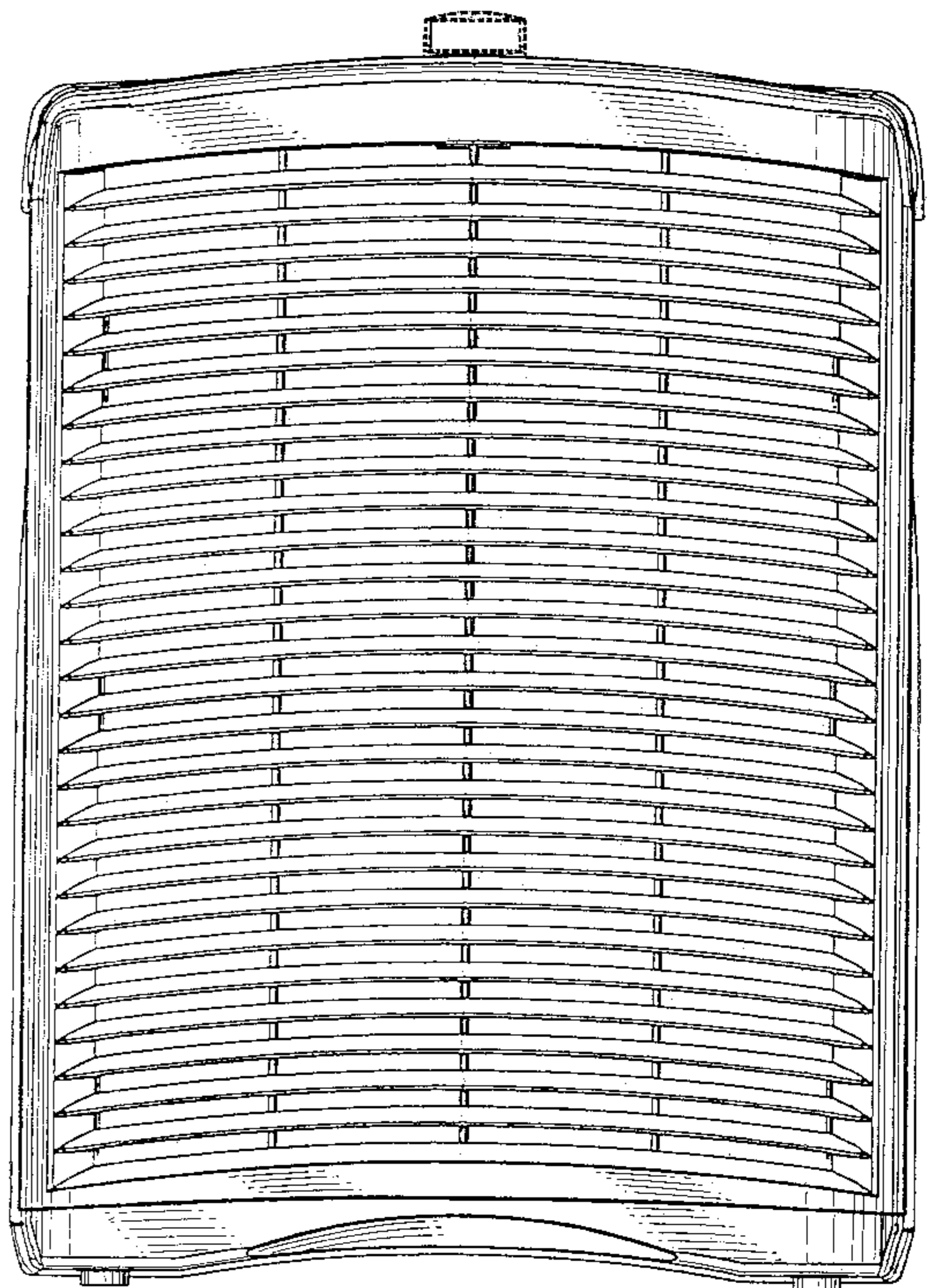

**U.S. PATENT DOCUMENTS**

D. 392,731	3/1998	Hulsebus et al. ....	D23/364
D. 402,022	12/1998	Termeer et al. ....	D23/364
D. 402,745	12/1998	Termeer et al. ....	D23/364

FIG. 7 is a rear elevational view of an air purifier showing our new design.

The broken lines shown in FIGS. 1, 2, 3, 4, 5, and 7 are for environment and form no part of the claimed design.

**1 Claim, 6 Drawing Sheets**






FIG. 1




FIG. 2

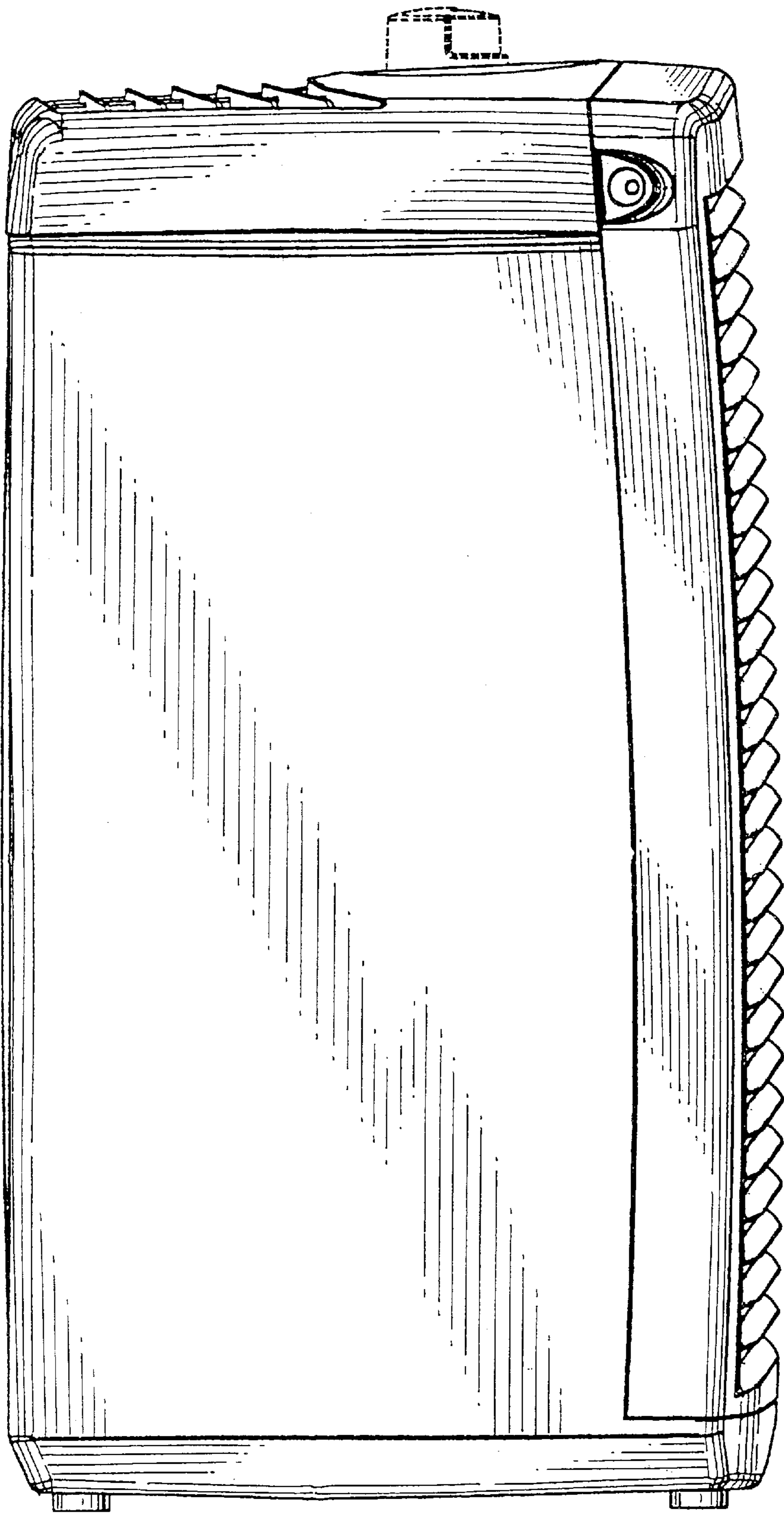


FIG. 3

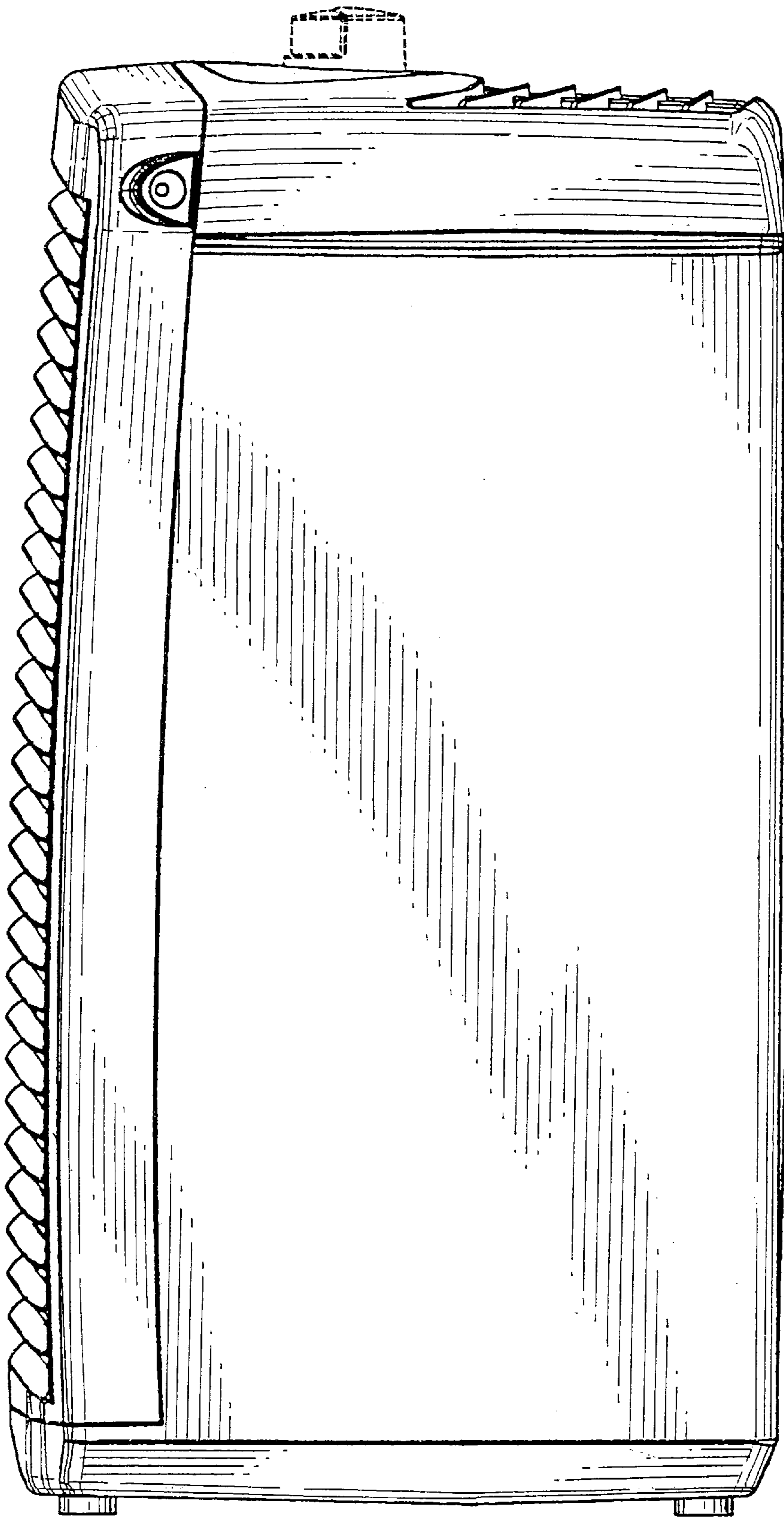


FIG. 4

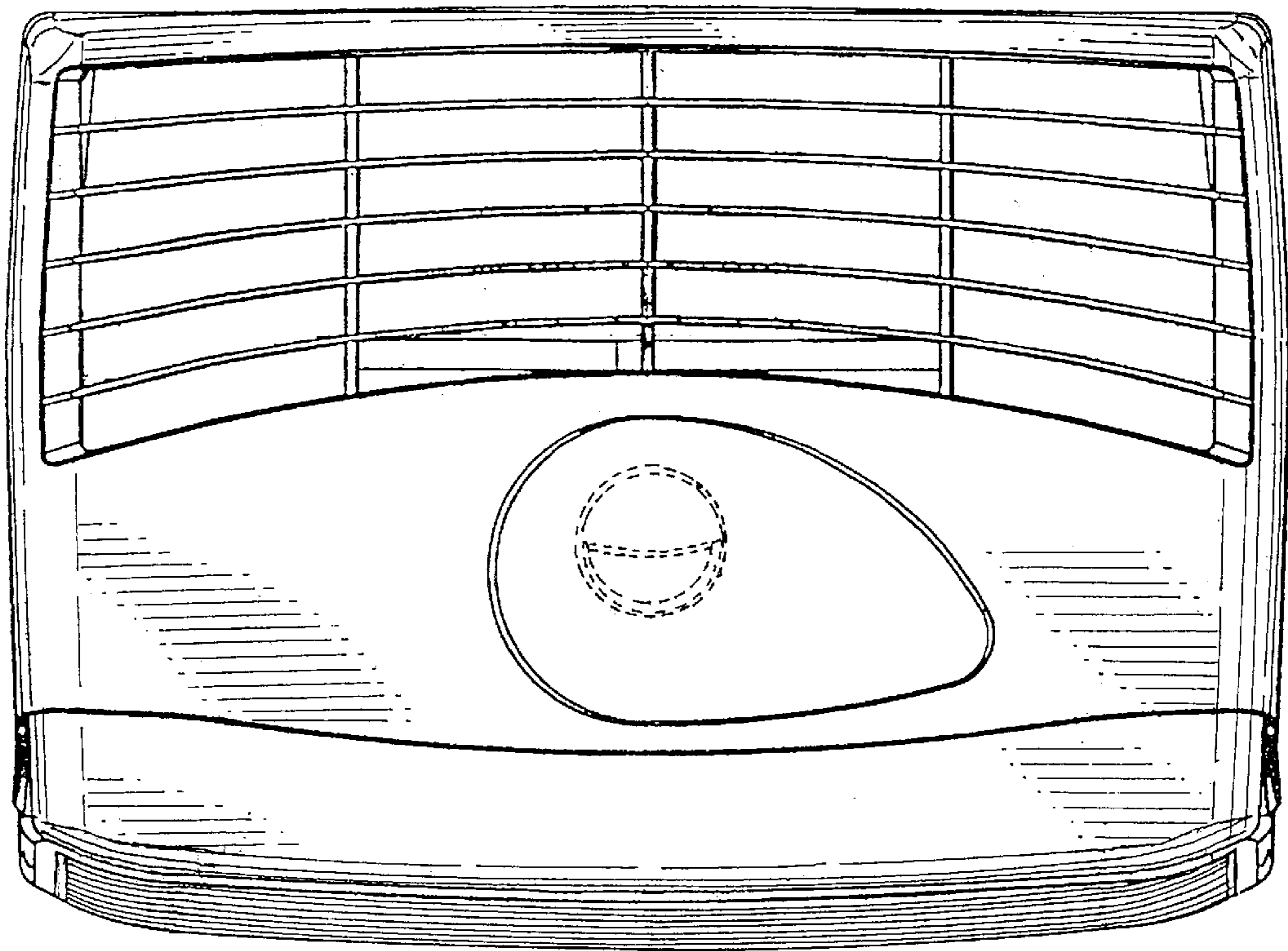


FIG. 5




FIG. 6




FIG. 7