



US00D442255S

(12) **United States Design Patent**
Hinkle

(10) **Patent No.:** **US D442,255 S**

(45) **Date of Patent:** **** May 15, 2001**

(54) **FLY FISHING LURE**

(76) Inventor: **Jedediah Lee Hinkle**, P.O. Box 357,
Philipsburg, MT (US) 59858

(**) Term: **14 Years**

(21) Appl. No.: **29/101,644**

(22) Filed: **Mar. 8, 1999**

(51) **LOC (7) Cl.** **22-05**

(52) **U.S. Cl.** **D22/126**

(58) **Field of Search** D22/126, 128,
D22/132, 133, 125, 130, 131; 43/21.2,
42.25, 42.53, 42.26, 42.27, 42.28, 42.3,
42.7

(56) **References Cited**

U.S. PATENT DOCUMENTS

D. 101,906	*	11/1936	Weaver	D22/126
D. 145,879	*	11/1946	Camp	D22/126
2,005,554	*	6/1935	Milner	43/21.2
4,186,510	*	2/1980	Kimerer, Jr.	43/42.25
6,122,856	*	9/2000	Hnizdor	43/42.25

* cited by examiner

Primary Examiner—Louis S. Zarfaz

Assistant Examiner—Catherine R. Oliver

(74) *Attorney, Agent, or Firm*—Thomas A. Beck

(57) **CLAIM**

The ornamental design for a fly fishing lure, as shown and as described.

DESCRIPTION

FIG. 1 is an isometric view of the fly fishing lure showing my new design.

FIG. 2 is a front view of the fly fishing lure showing my new design.

FIG. 3 is a top view of the fly fishing lure showing my new design.

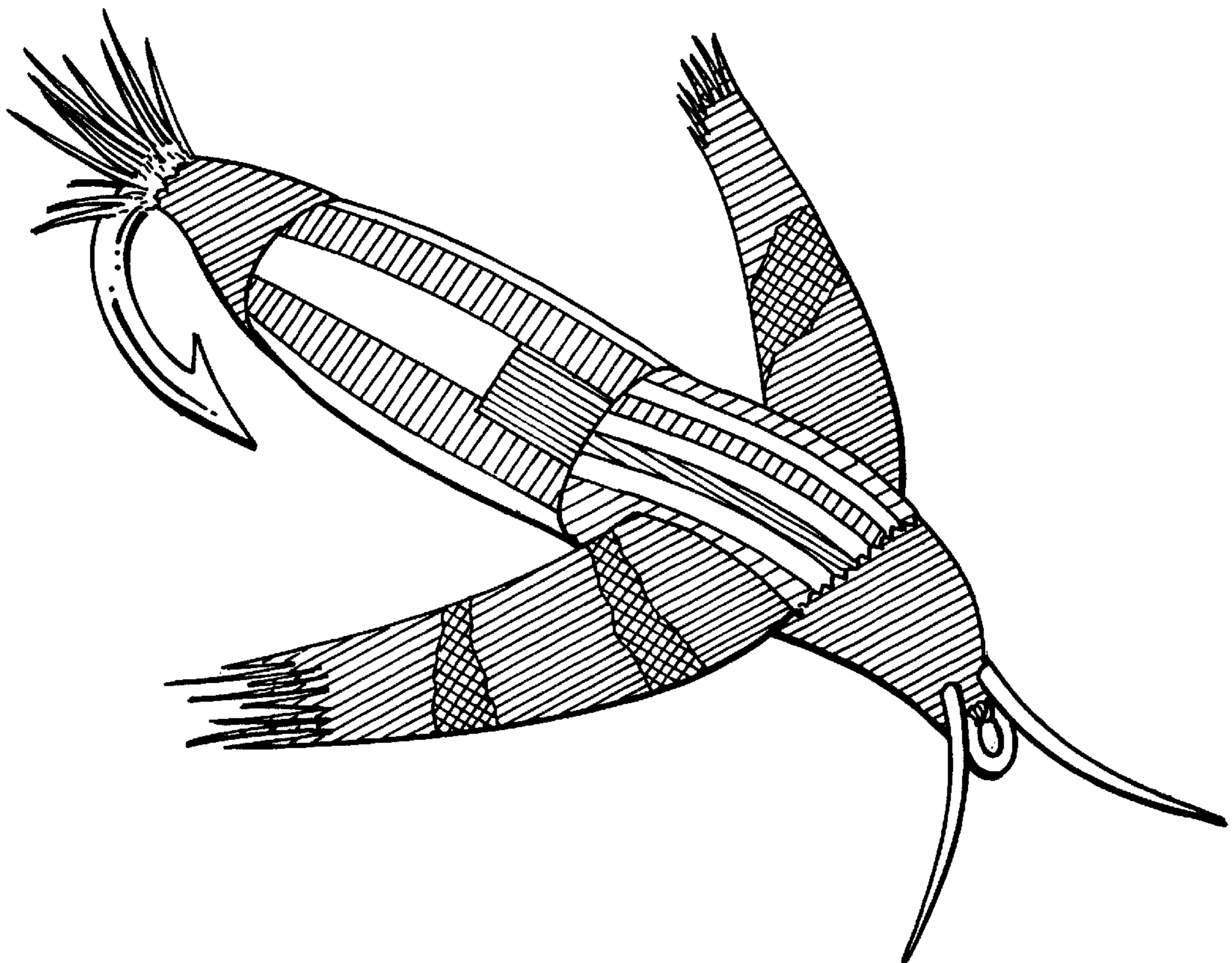
FIG. 4 is a right side view of the fly fishing lure showing my new design.

FIG. 5 is a bottom view of the fly fishing lure showing my new design.

FIG. 6 is a left side view of the fly fishing lure showing my new design; and,

FIG. 7 is a rear view of the fly fishing lure showing my new design.

1 Claim, 4 Drawing Sheets



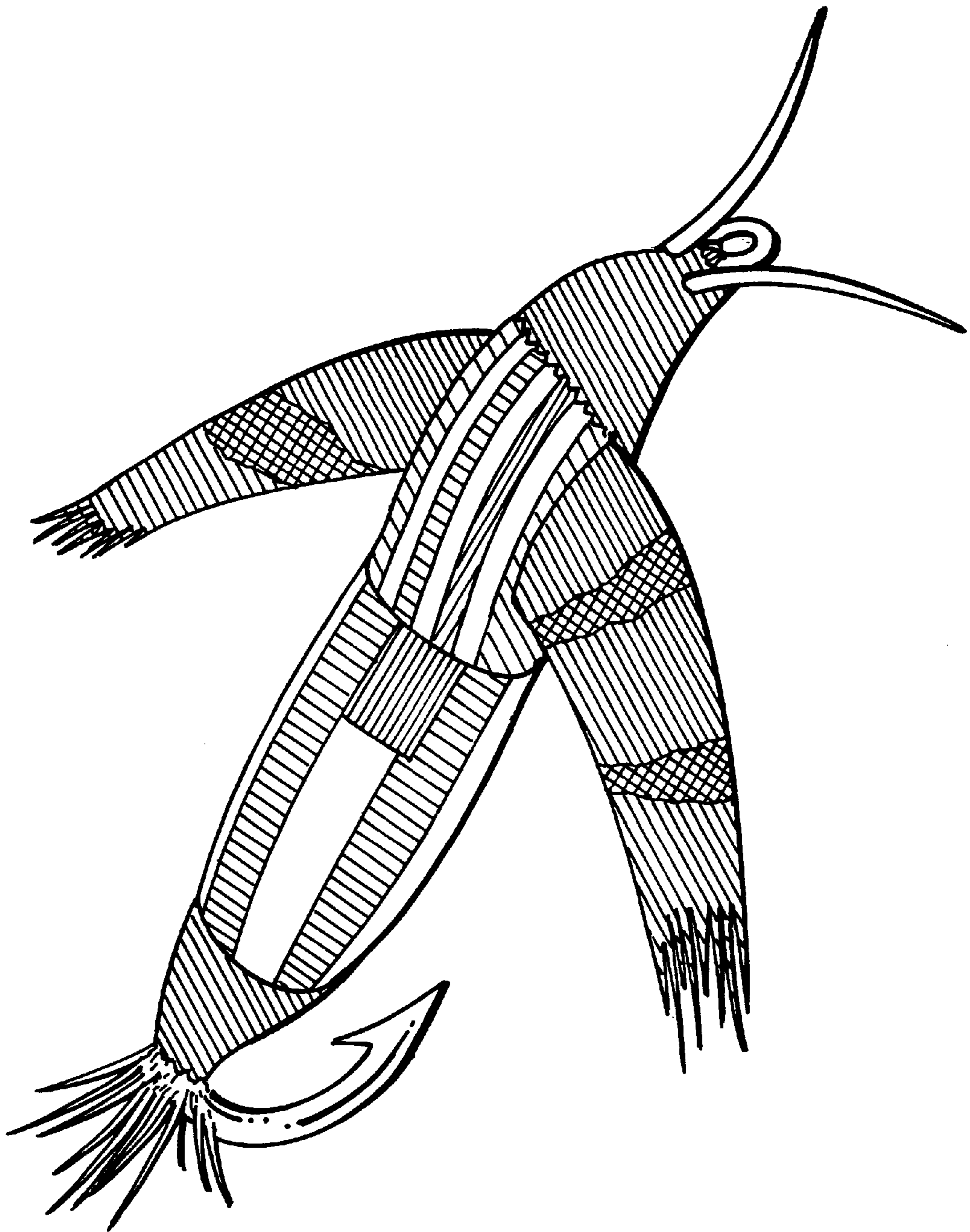


FIG. 1




FIG. 2

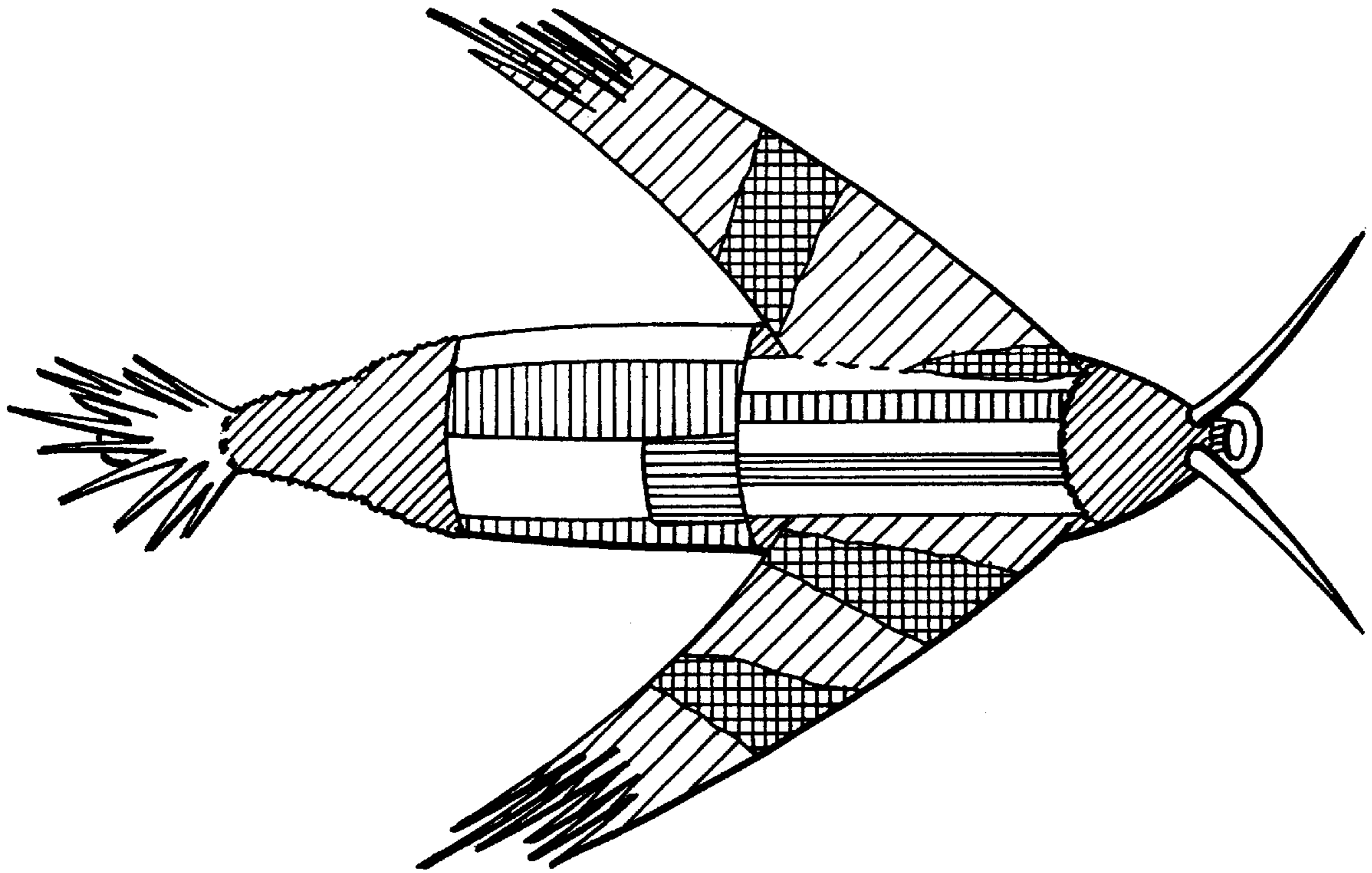


FIG. 3

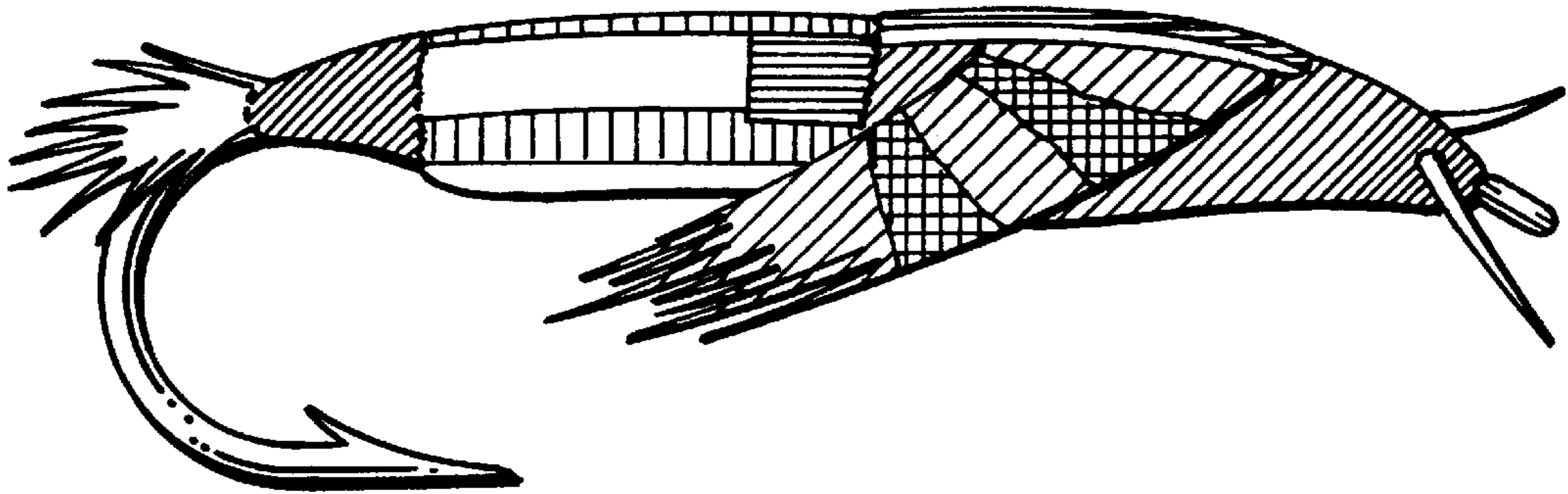


FIG. 4




FIG. 5

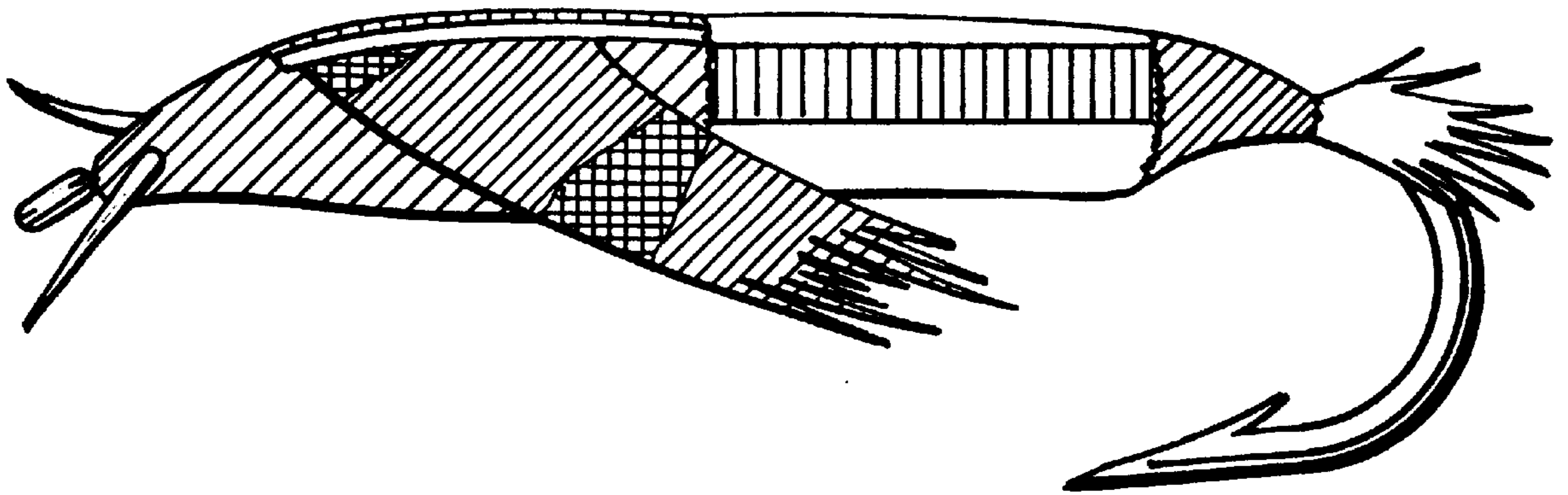


FIG. 6

FIG. 7

