



US00D442245S

(12) **United States Design Patent**
Roach et al.

(10) **Patent No.:** **US D442,245 S**

(45) **Date of Patent:** **** May 15, 2001**

(54) **BACK AND SOLE PORTION OF A GOLF CLUB HEAD**

Primary Examiner—Mitchell Siegel

(74) *Attorney, Agent, or Firm*—Pennie & Edmonds, LLP

(75) Inventors: **Ryan Lawler Roach**, San Diego; **D. Clayton Long**, Carlsbad, both of CA (US)

(57) **CLAIM**

The ornamental design for the back and sole portion of a golf club head, as shown and described.

(73) Assignee: **Acushnet Company**, Fairhaven, MA (US)

DESCRIPTION

(**) Term: **14 Years**

FIG. 1 is a perspective view of the back and sole portion of a golf club head of the new design;

(21) Appl. No.: **29/117,273**

FIG. 2 is a perspective view thereof, from the heel end of the club head;

(22) Filed: **Jan. 21, 2000**

FIG. 3 is a perspective view thereof, from the toe end of the club head;

(51) **LOC (7) Cl.** **21-02**

FIG. 4 is a top plan view thereof;

(52) **U.S. Cl.** **D21/759**

FIG. 5 is a bottom plan view thereof;

(58) **Field of Search** D21/747-751, D21/752, 759; 473/324, 327-331, 350

FIG. 6 is a back side view thereof;

FIG. 7 is an end view thereof, from the heel end of the club head;

(56) **References Cited**

U.S. PATENT DOCUMENTS

- D. 354,537 * 1/1995 Takahashi et al. D21/748
- D. 355,010 * 1/1995 Takahashi et al. D21/748
- D. 357,044 * 4/1995 Ackerman D21/749


FIG. 8 is a front side view thereof; and,

FIG. 9 is an end view thereof, from the toe end of the club head.

The broken lines showing the club head is for illustrative purposes only and forms no part of the claimed design.

* cited by examiner

1 Claim, 5 Drawing Sheets






Fig. 1




Fig. 2

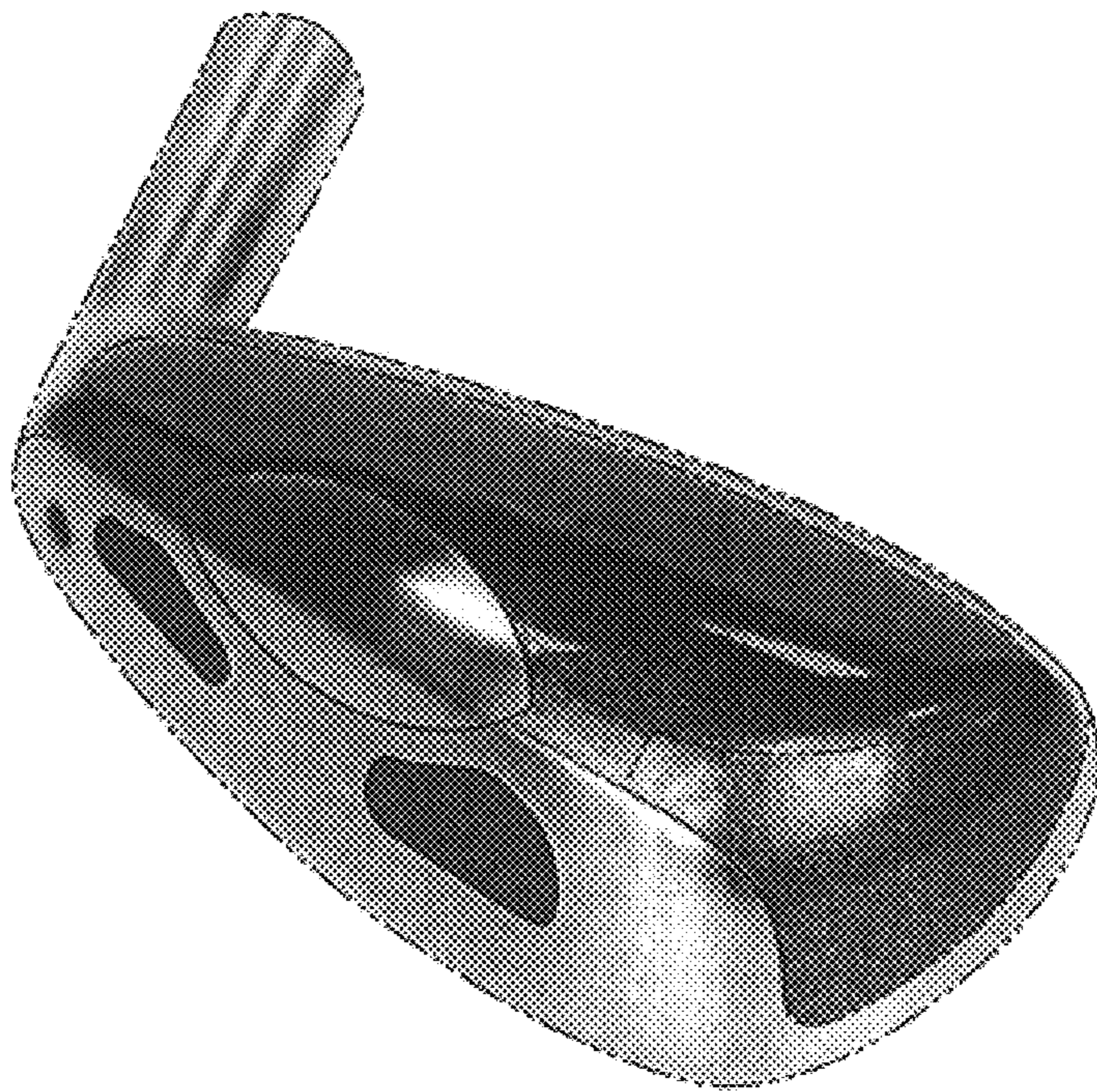


Fig. 3

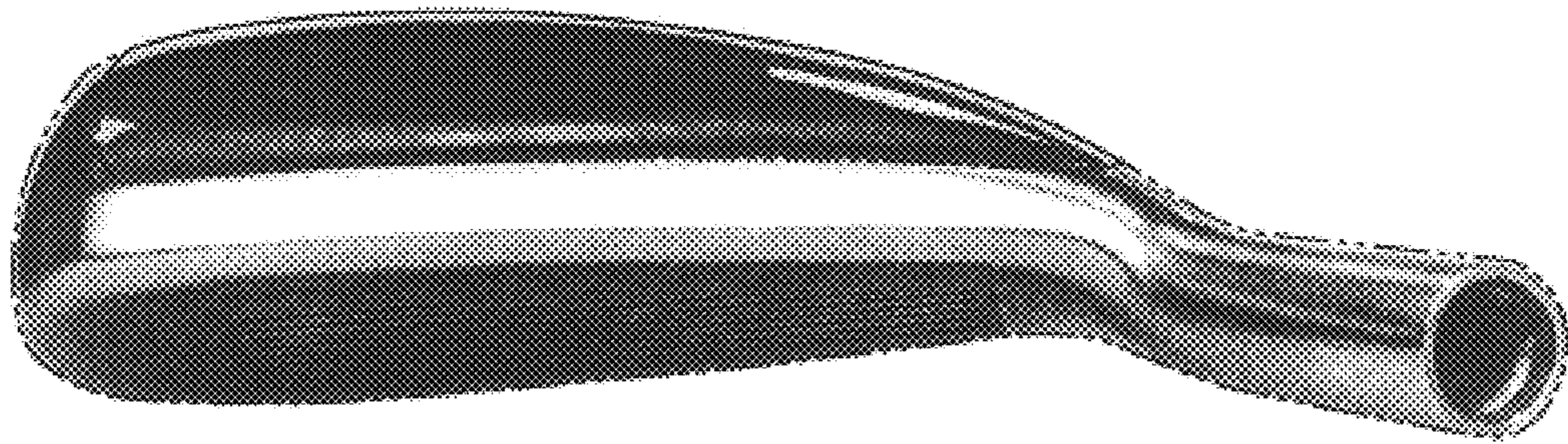


Fig. 4




Fig. 5

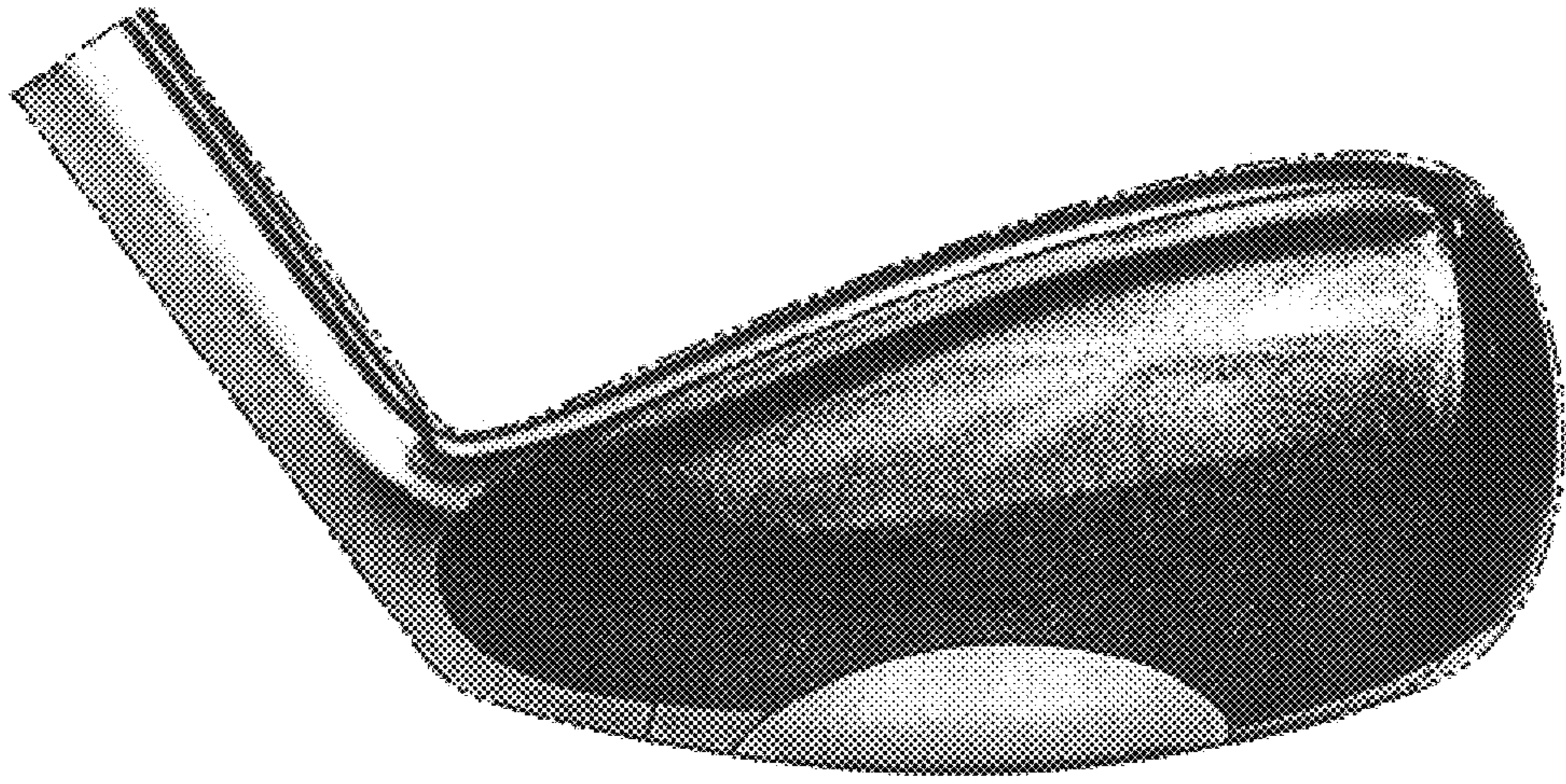


Fig. 6




Fig. 7




Fig. 8




Fig. 9