



US00D442230S

(12) **United States Design Patent**  
**Seelig et al.**

(10) **Patent No.:** **US D442,230 S**

(45) **Date of Patent:** **\*\* \*May 15, 2001**

(54) **WAGERING DEVICE DISPLAY**

5,187,889 \* 2/1993 Kraselesky et al. .... 40/407  
5,743,526 \* 4/1998 Inoue ..... 273/144 R

(75) Inventors: **Jerald C. Seelig; Lawrence M. Henshaw**, both of Pleasantville, NJ (US)

**OTHER PUBLICATIONS**

Advertisement for "La Sphere Triomphe", ryo catteau.\*

(73) Assignee: **AC Coin and Slot Company**, Pleasantville, NJ (US)

\* cited by examiner

(\* ) Notice: This patent is subject to a terminal disclaimer.

*Primary Examiner*—Ted Shooman

*Assistant Examiner*—C Tuttle

(\*\*) Term: **14 Years**

(74) *Attorney, Agent, or Firm*—Ian F. Burns

(21) Appl. No.: **29/110,065**

(57) **CLAIM**

The ornamental design for a wagering device display, as shown and described.

(22) Filed: **Aug. 30, 1999**

**DESCRIPTION**

(51) **LOC (7) Cl.** ..... **21-03**

FIG. 1 is a perspective view of the wagering device display; FIG. 2 is a front elevational view of the wagering device display;

(52) **U.S. Cl.** ..... **D21/370**

FIG. 3 is a rear elevational view of the wagering device display;

(58) **Field of Search** ..... D21/369-371, D21/372, 385; D20/1-4, 7; D7/300, 306; D11/131, 145; D30/101; 273/139, 144 R, 145 R, 145 A, 145 CA, 144 A, 144 B, 269, 138.1; 220/665, 669; 221/155; 47/69; 428/13; 40/406-410, 506, 510, 660, 661

FIG. 4 is a top plan view of the wagering device display; FIG. 5 is a right side elevational view of the wagering device display; and,

(56) **References Cited**

FIG. 6 is a left side elevational view of the wagering device display.

**U.S. PATENT DOCUMENTS**

The broken lines showing the portions of the wagering device on the exterior and interior of the display are for illustrative purposes only and form no part of the claimed design.

- D. 41,790 \* 9/1911 Amsler ..... D20/7
- D. 163,323 \* 5/1951 Rioux ..... D21/372
- D. 375,764 \* 11/1996 Hollinger ..... D21/371
- 3,679,208 \* 7/1972 Carrano, Jr. et al. .... 273/412

**1 Claim, 2 Drawing Sheets**




FIG. 1

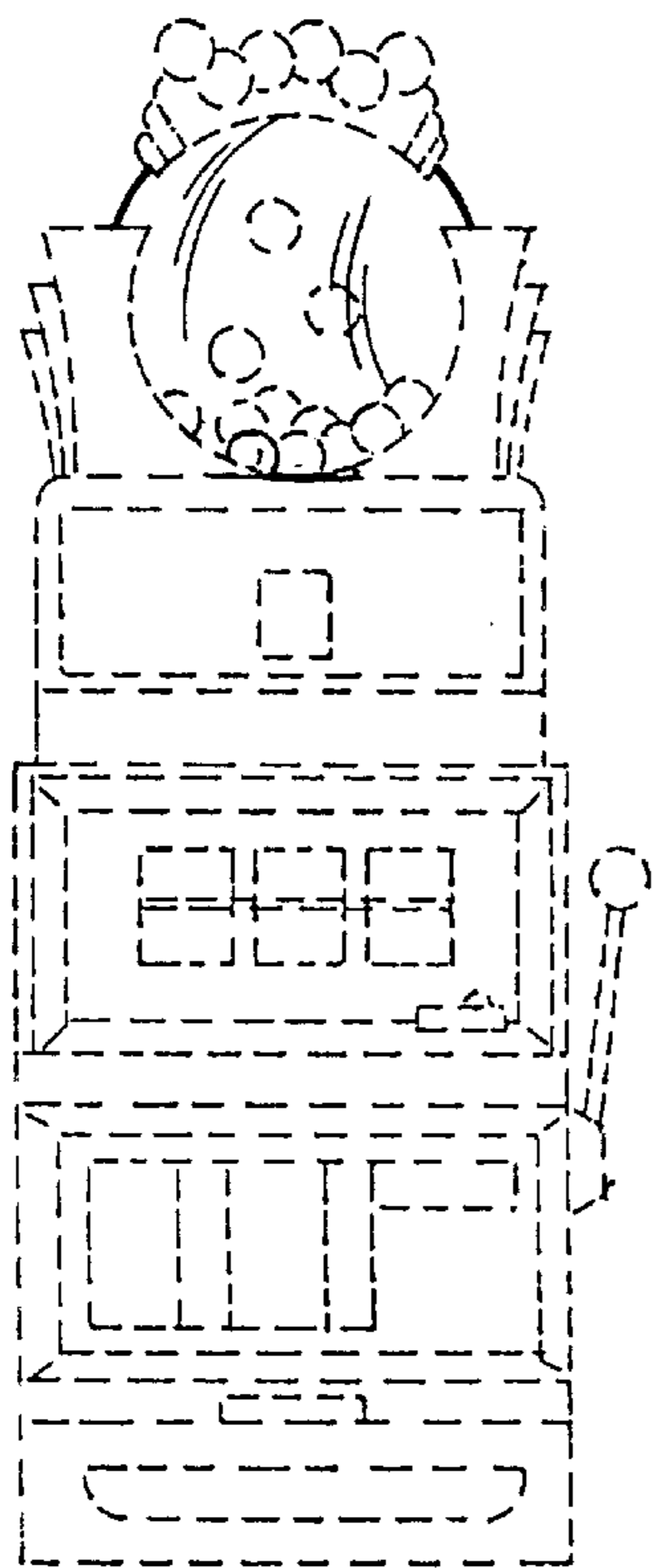
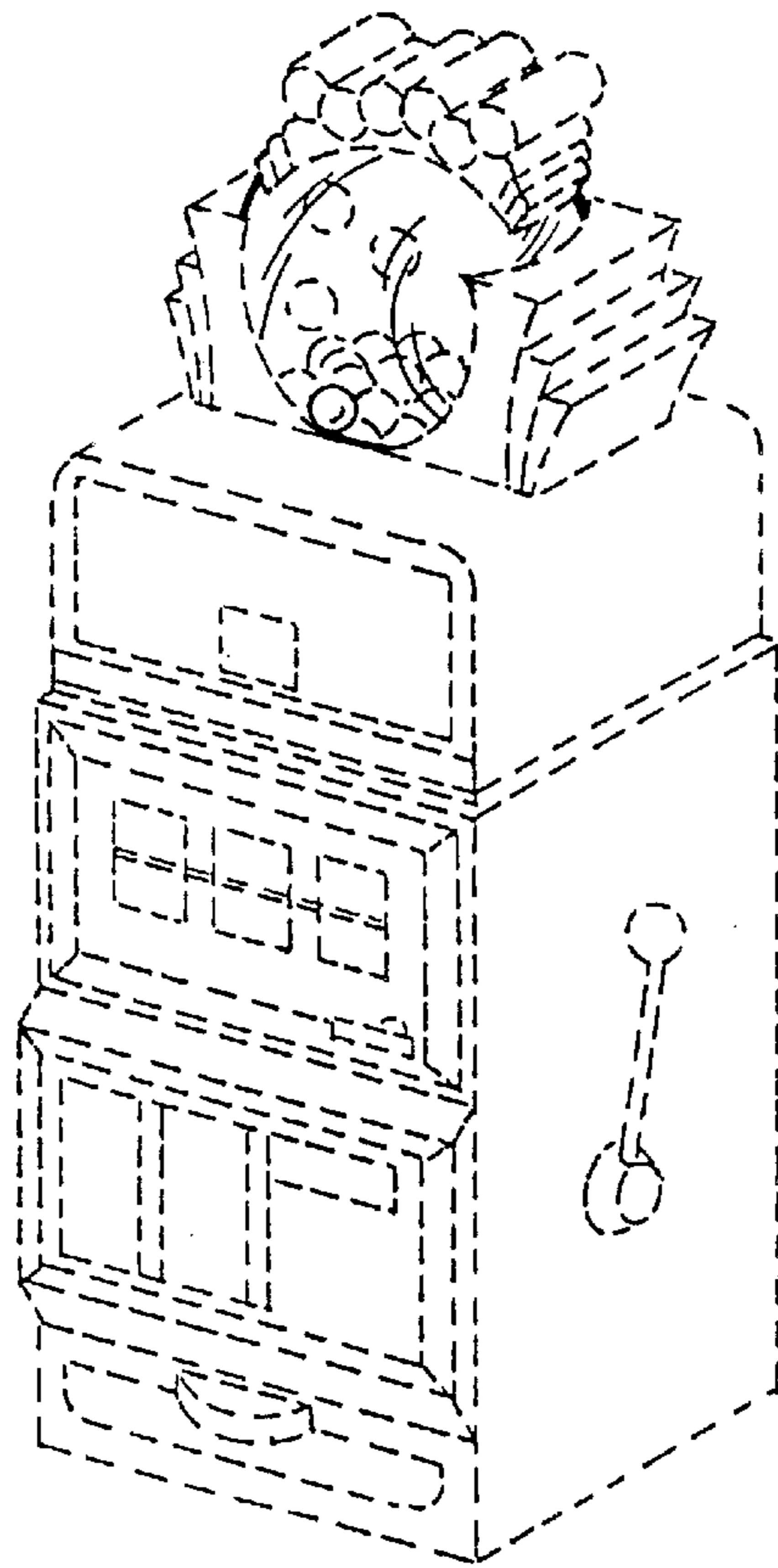


FIG. 2

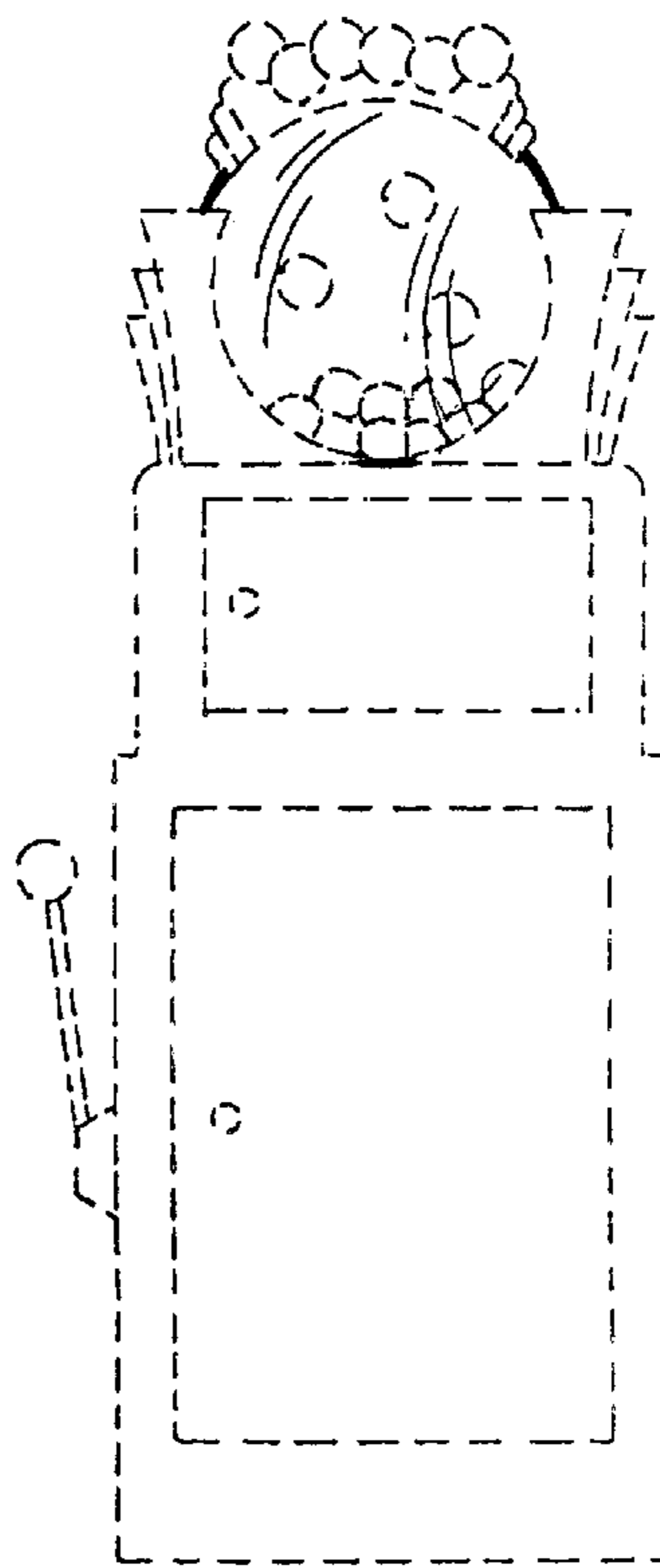


FIG. 3

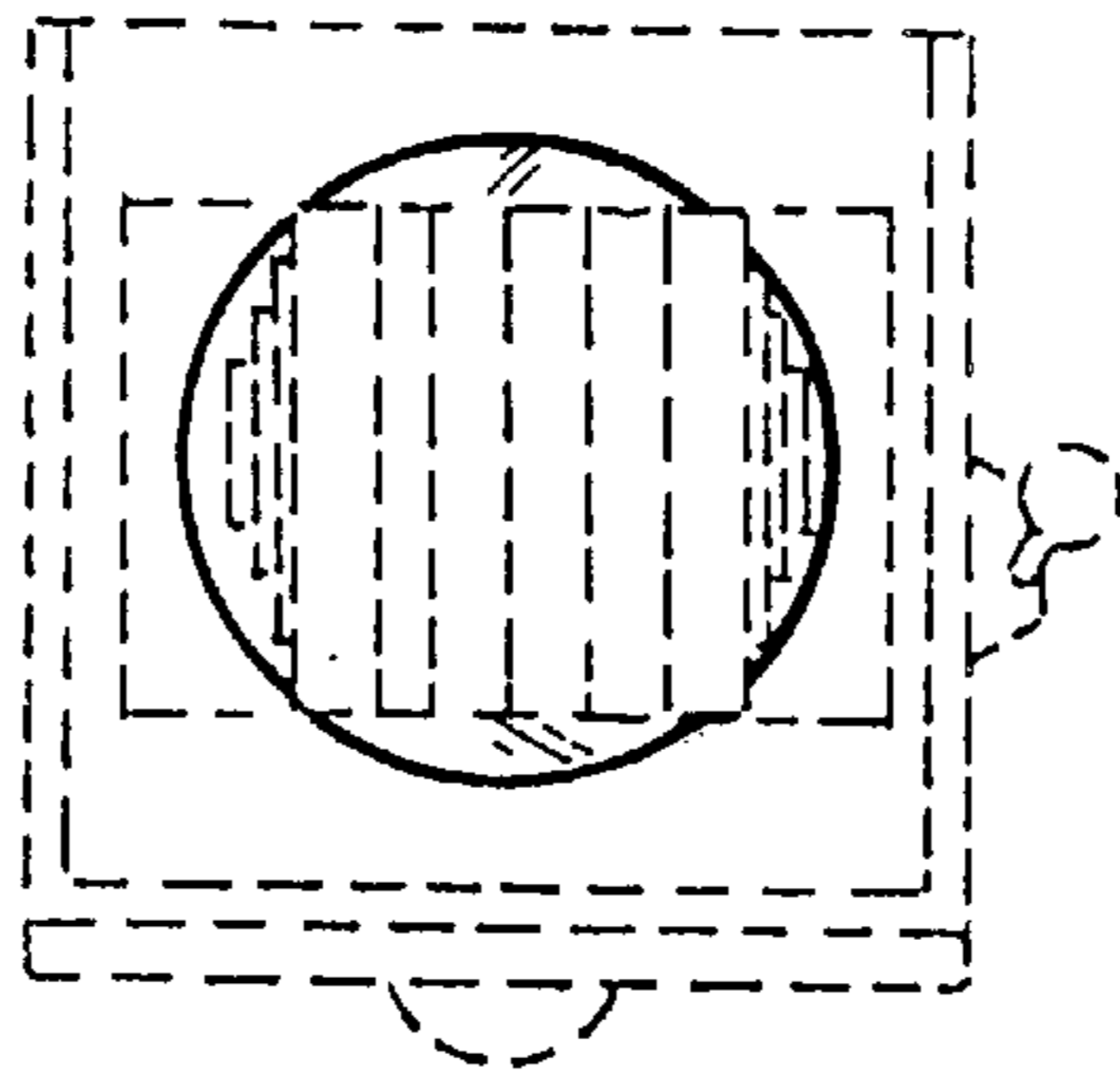


FIG. 4

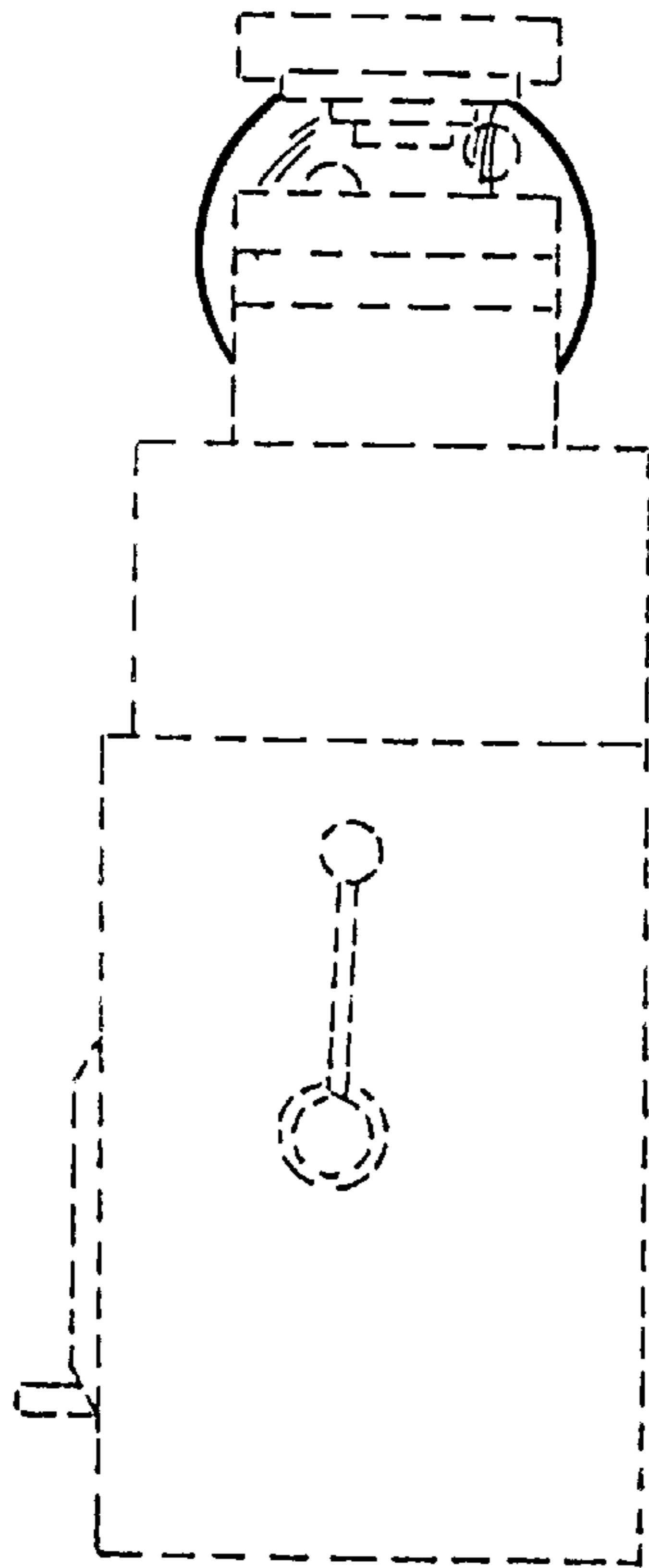


FIG. 5

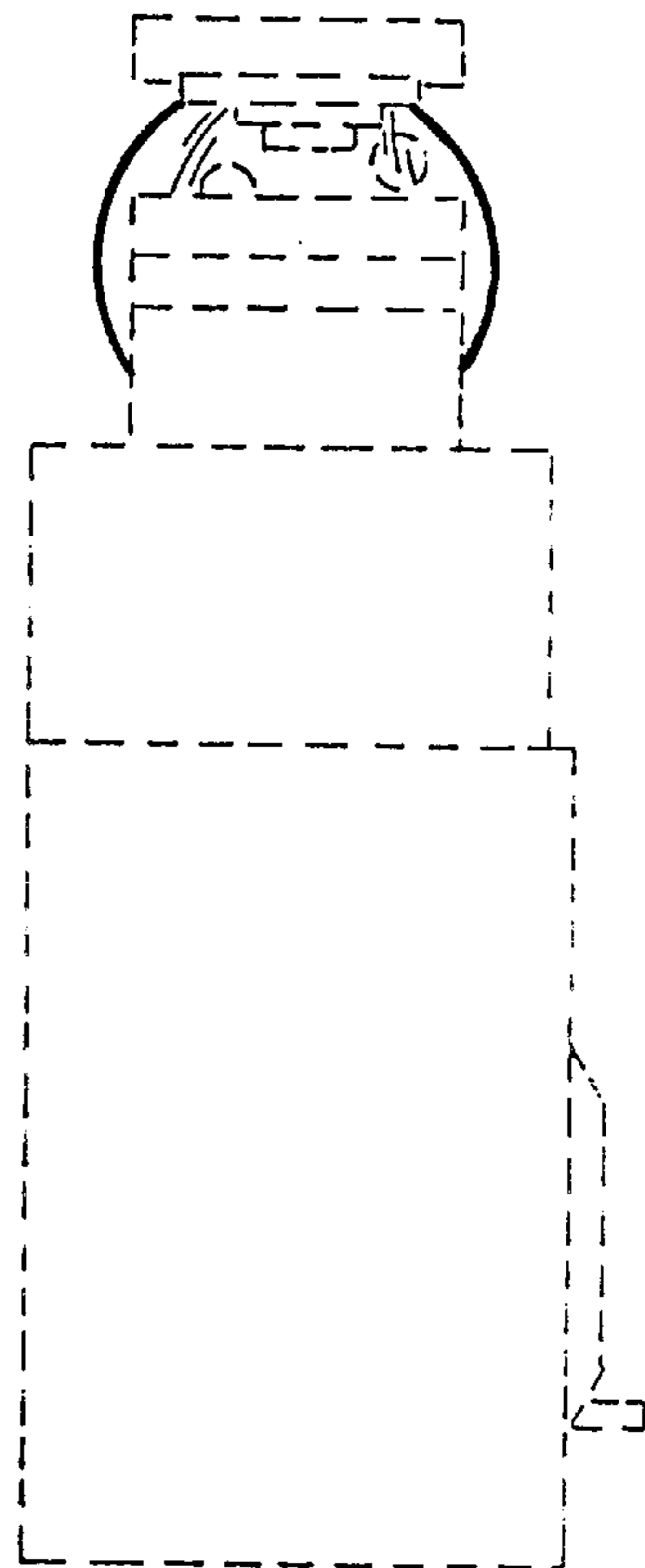


FIG. 6