



US00D442229S

(12) **United States Design Patent**
Chiang

(10) **Patent No.:** **US D442,229 S**

(45) **Date of Patent:** **** May 15, 2001**

(54) **KICKBOARD**

5,403,221 * 4/1995 Savage 446/45
5,456,390 * 10/1995 McFaland 473/415
5,933,892 * 8/1999 Tramontano 273/317

(76) Inventor: **Herman Chiang**, 2F, No 634-9,
Ching-Ping Rd., Chung-Ho City, Taipei
Hsien (TW)

* cited by examiner

(**) Term: **14 Years**

Primary Examiner—Prabhakar Deshmukh
(74) *Attorney, Agent, or Firm*—Pro-Techt International
Services

(21) Appl. No.: **29/118,193**

(22) Filed: **Feb. 2, 2000**

(57) **CLAIM**

(51) **LOC (7) Cl.** **21-01**

The ornamental design for a kickboard, as shown and described.

(52) **U.S. Cl.** **D21/312**

(58) **Field of Search** D21/312, 313,
D21/314, 321, 300; 273/317, 281, 287,
282.1, 284, 236, 108, 347, 459, 148 R,
309; 473/415, 505, 516

DESCRIPTION

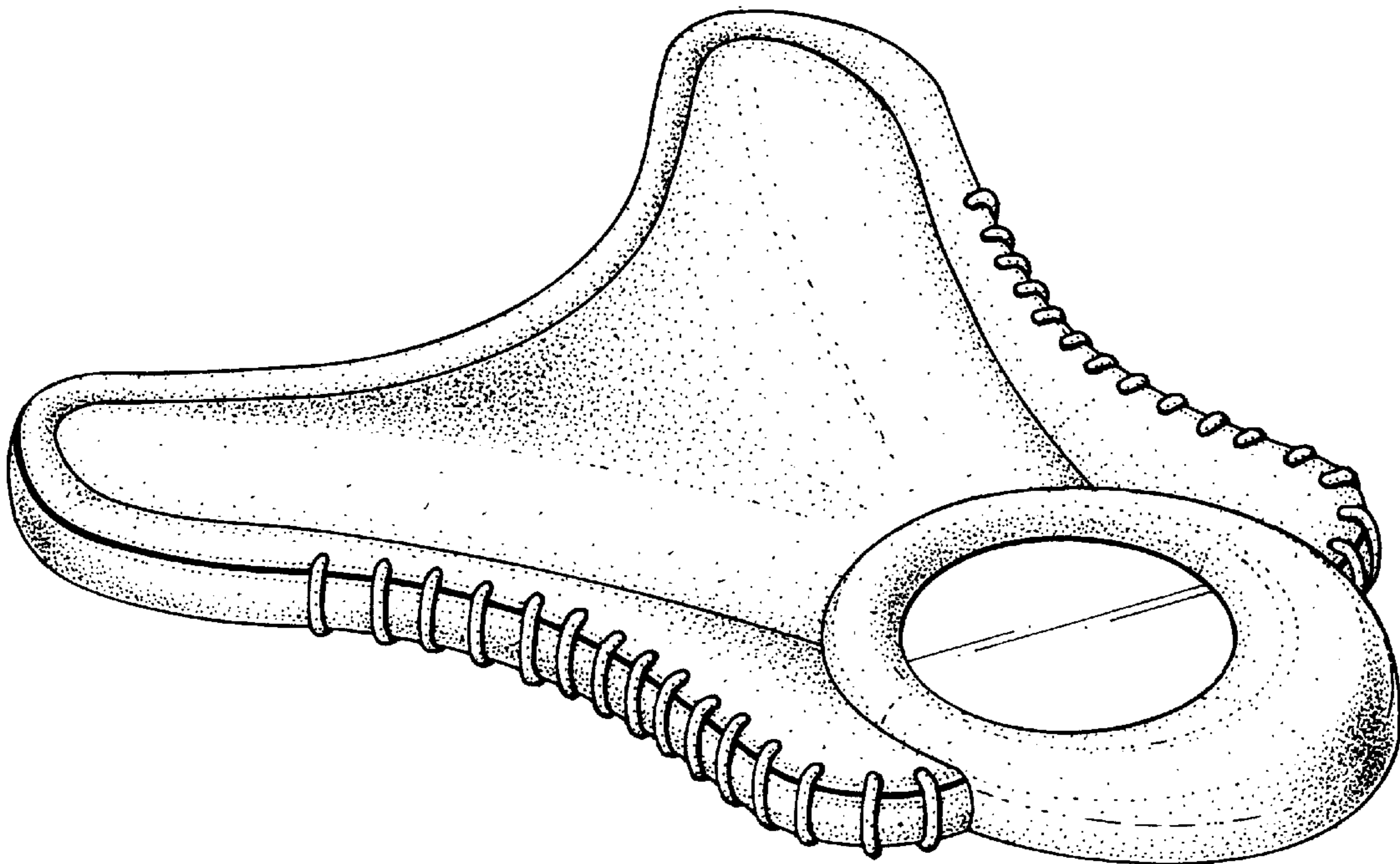
(56) **References Cited**

U.S. PATENT DOCUMENTS

2,244,921 * 6/1941 Roth 273/287
3,061,311 * 10/1962 Von Arnhem 473/505
3,675,926 * 7/1972 Misevich 273/362
5,338,027 * 8/1994 Rehkemper et al. 473/573

FIG. 1 is a top, left, front, perspective view of a kickboard showing my new design;
FIG. 2 is a front elevational view thereof;
FIG. 3 is a rear elevational view thereof;
FIG. 4 is a left side elevational view thereof;
FIG. 5 is a right side elevational view thereof;
FIG. 6 is a top plan view thereof; and,
FIG. 7 is a bottom plan view thereof.

1 Claim, 5 Drawing Sheets



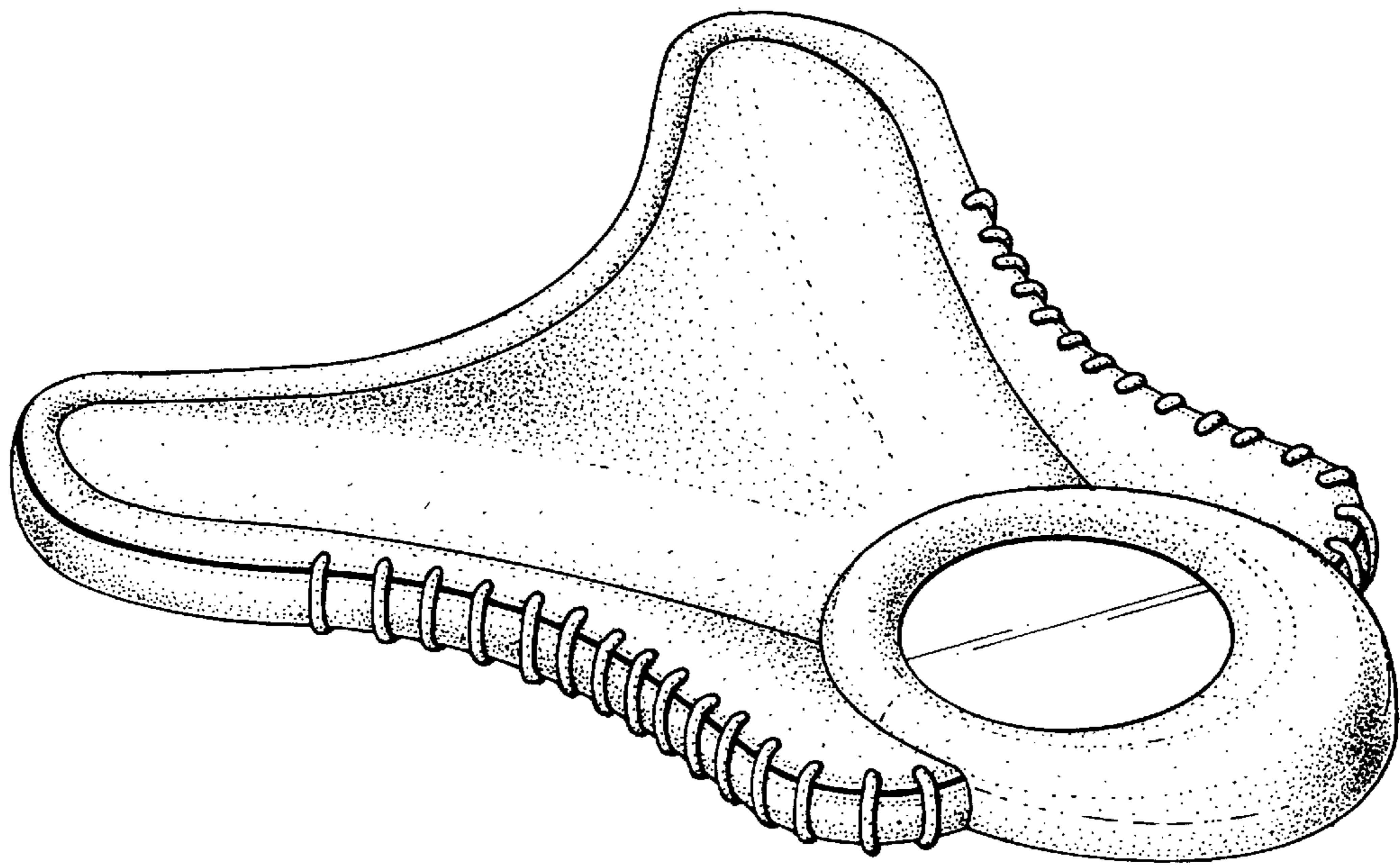


FIG.1




FIG. 2




FIG. 3



FIG. 4



FIG. 5

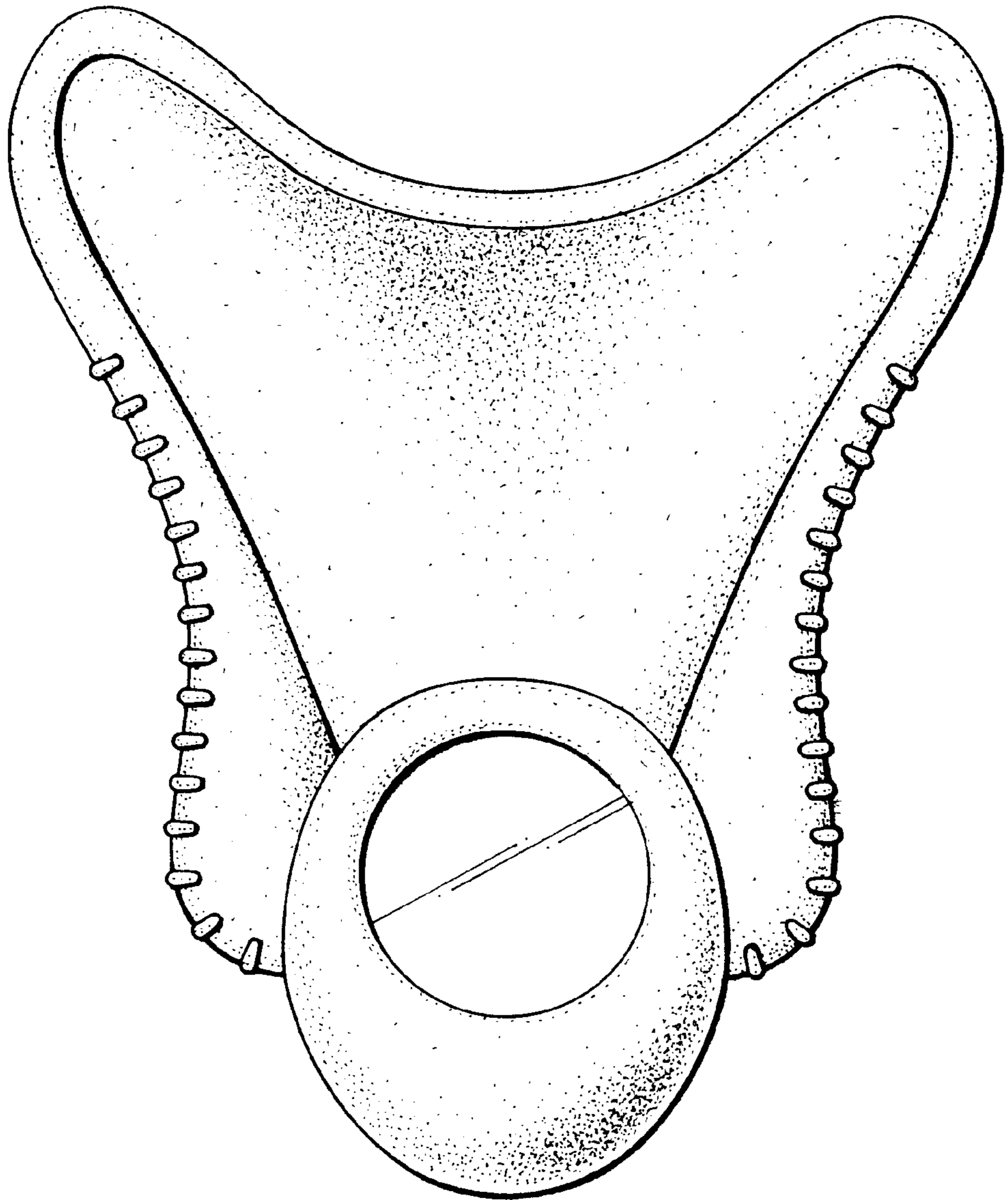


FIG. 6

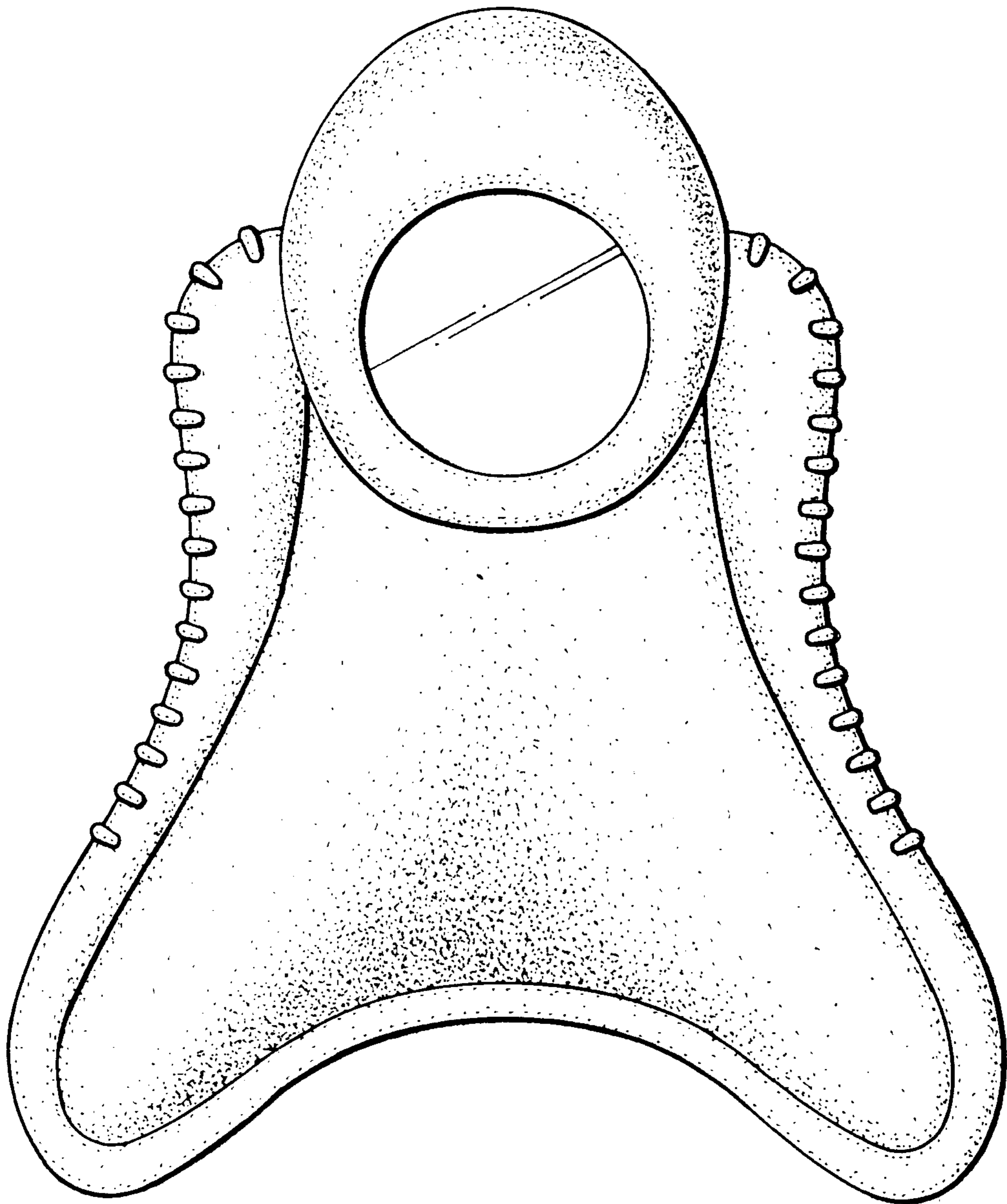


FIG. 7