



US00D442225S

(12) **United States Design Patent**
Lewis, Jr.

(10) **Patent No.:** **US D442,225 S**

(45) **Date of Patent:** **** May 15, 2001**

(54) **SCOPE DOUBLE CLICK PEN**

(75) **Inventor:** **Charles Richard Lewis, Jr., Palo Alto, CA (US)**

(73) **Assignee:** **Avery Dennison Corporation, Pasadena, CA (US)**

(**) **Term:** **14 Years**

(21) **Appl. No.:** **29/129,457**

(22) **Filed:** **Sep. 15, 2000**

(51) **LOC (7) Cl.** **19-06**

(52) **U.S. Cl.** **D19/47; D19/48; D19/49; D19/56; D19/55**

(58) **Field of Search** **D19/35, 36, 41-51, D19/53-58, 81-85; 401/6, 7, 88, 99, 100, 103-106, 109-117, 209, 195**

(56) **References Cited**

U.S. PATENT DOCUMENTS

- D. 143,048 * 11/1945 Waldinger D19/48
- D. 160,180 * 9/1950 Kovacs D19/47

- D. 179,795 * 3/1957 Aversa D19/49
- D. 182,311 * 3/1958 Steinberg D19/51
- D. 325,045 * 3/1992 Katami D19/49
- D. 358,420 * 5/1995 Tseng D19/49
- D. 359,983 * 7/1995 Rosenbaum D19/49
- D. 391,292 * 2/1998 Kuo D19/47
- 1,377,578 * 5/1921 Harris 401/195 X

* cited by examiner

Primary Examiner—Martie K. Holtje

(74) *Attorney, Agent, or Firm*—Oppenheimer Wolff Donnelly LLP

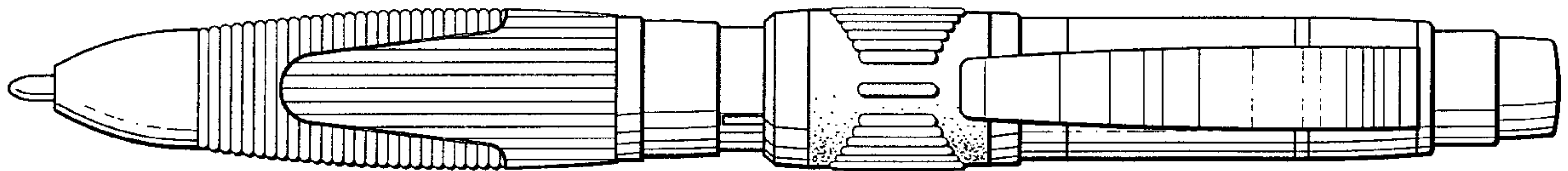
(57) **CLAIM**

The ornamental design for a scope double click pen, as shown and described.

DESCRIPTION

FIG. 1 is a front elevational view of our design; FIG. 2 is a left elevational view of our design; FIG. 3 is a back elevational view of our design; FIG. 4 is a bottom view of our design; and, FIG. 5 is a top view of our design.

1 Claim, 1 Drawing Sheet



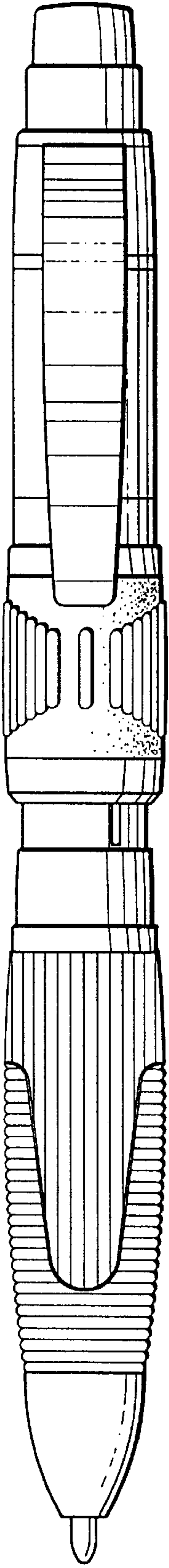


FIG. 1

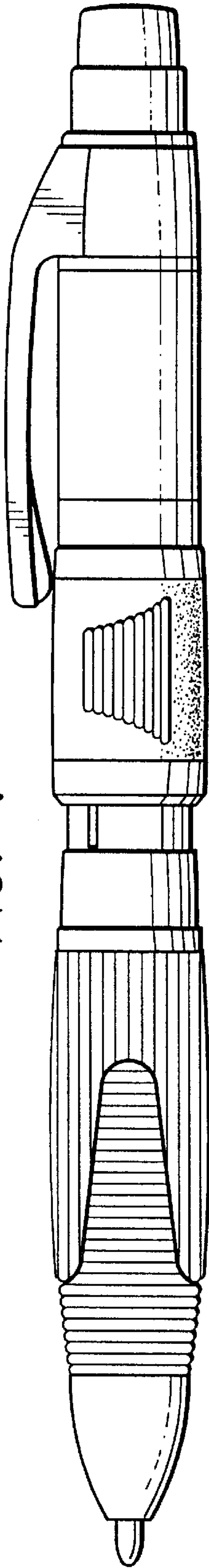


FIG. 2

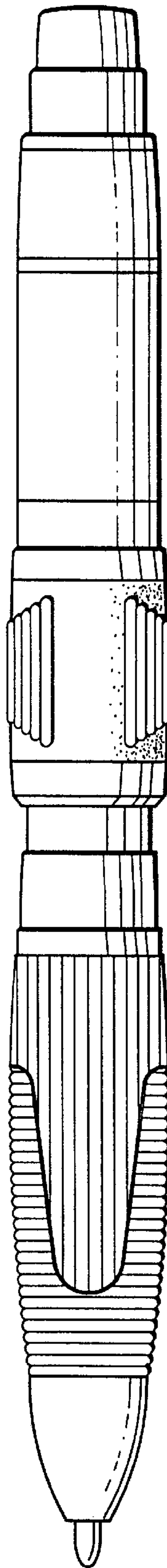


FIG. 3

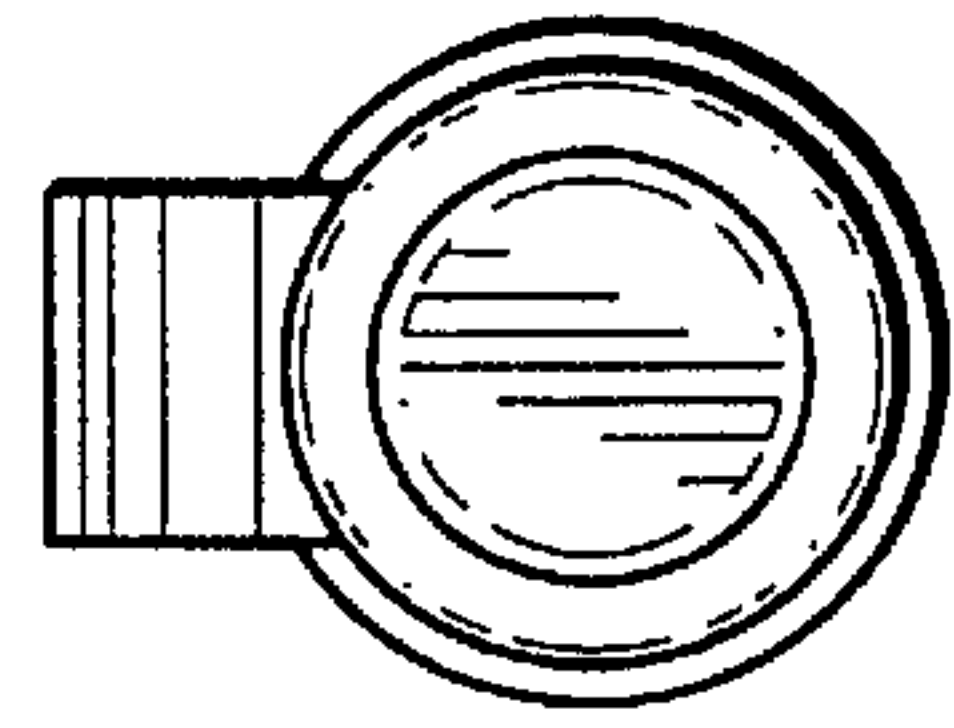


FIG. 4

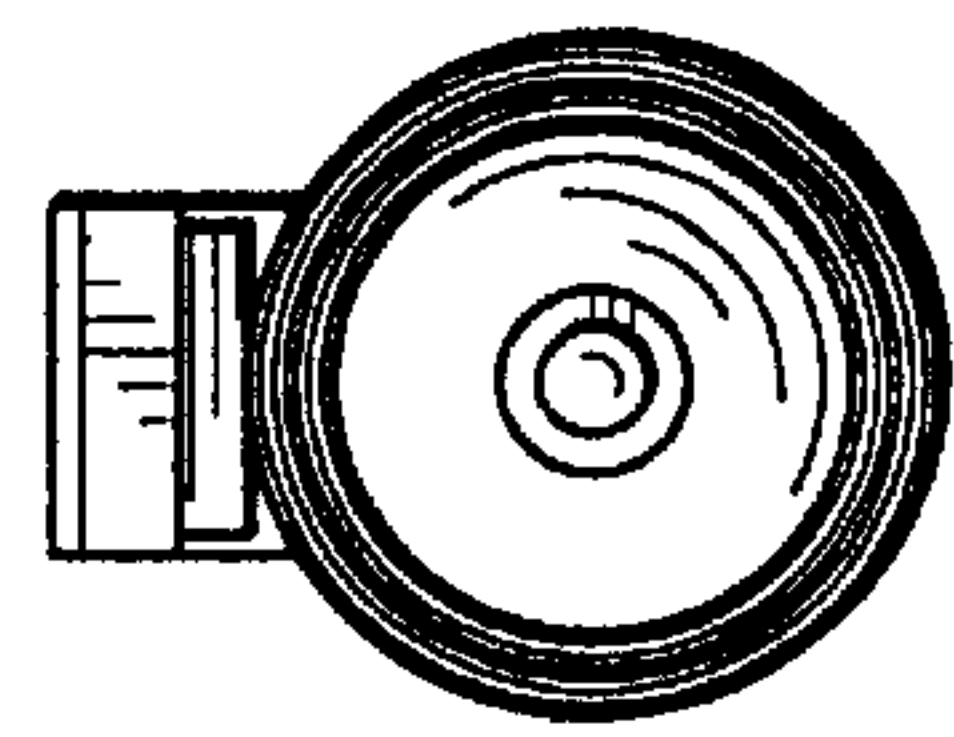


FIG. 5