



US00D442166S

(12) **United States Design Patent**
Schmidt

(10) **Patent No.:** **US D442,166 S**

(45) **Date of Patent:** **** May 15, 2001**

(54) **HOUSING FOR MICROPHONE OR LOUDSPEAKER**

(75) Inventor: **Eugen Schmidt**, Perchtoldsdorf (AT)

(73) Assignee: **AKG Acoustics GmbH**, Vienna (AT)

(**) Term: **14 Years**

(21) Appl. No.: **29/123,385**

(22) Filed: **May 17, 2000**

(30) **Foreign Application Priority Data**

- Nov. 17, 1999 (AT) MU 4187/99
- Nov. 17, 1999 (AT) MU 4188/99
- Nov. 17, 1999 (AT) MU 4189/99
- Nov. 17, 1999 (AT) MU 4190/99

(51) **LOC (7) Cl.** **14-01**

(52) **U.S. Cl.** **D14/227; D14/216**

(58) **Field of Search** D14/188, 204,
D14/207-216, 225-229; 181/158, 242;
381/181, 355-360, 369

(56) **References Cited**

U.S. PATENT DOCUMENTS

- D. 153,899 * 5/1949 Foorman D14/215
- D. 195,960 * 8/1963 Spilman D14/225
- D. 195,963 * 8/1963 Spilman D14/225

- D. 355,915 * 2/1995 Chan D14/225
- D. 364,162 * 11/1995 Dagan D14/188
- D. 381,024 * 7/1997 Hinzmann et al. D14/228 X
- D. 385,281 * 10/1997 Volan et al. D14/228 X
- D. 418,512 * 1/2000 Lin et al. D14/227

OTHER PUBLICATIONS

Sony Style, spring/summer, p. 291, ECM-F9 Electret Condenser Microphone, 1993.*

* cited by examiner

Primary Examiner—Nanda Bondade

(74) *Attorney, Agent, or Firm*—Friedrich Kueffner

(57) **CLAIM**

The ornamental design for a housing for microphone or loudspeaker, as shown and described.

DESCRIPTION

FIG. 1 is a top rear and right side perspective view of housing for microphone or loudspeaker, showing my new design;

FIG. 2 is a right side view thereof, the left side view being a mirror image;

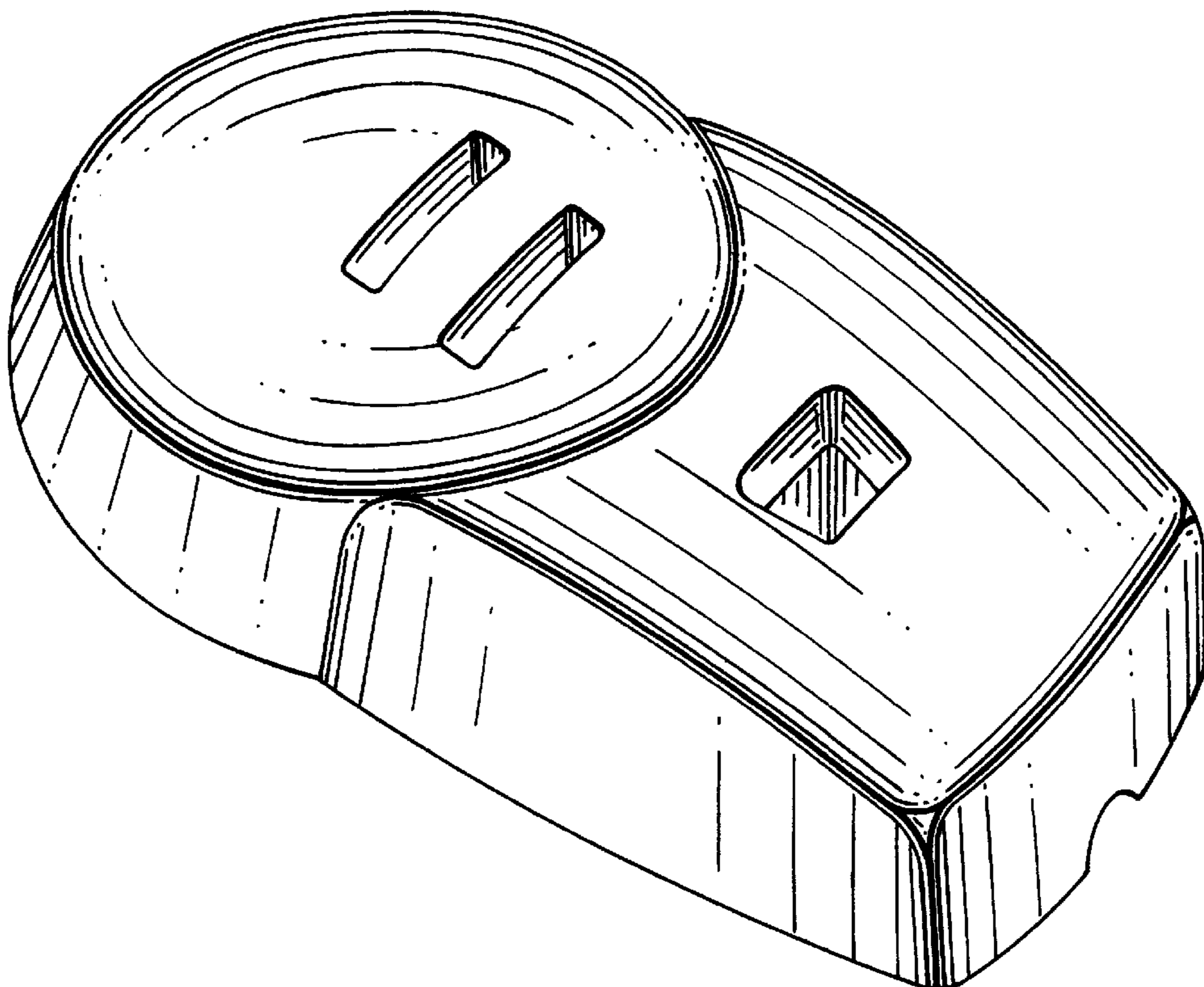
FIG. 3 is a top plan view thereof;

FIG. 4 is a front view thereof;

FIG. 5 is a rear view thereof; and,

FIG. 6 is a bottom plan view thereof.

1 Claim, 3 Drawing Sheets



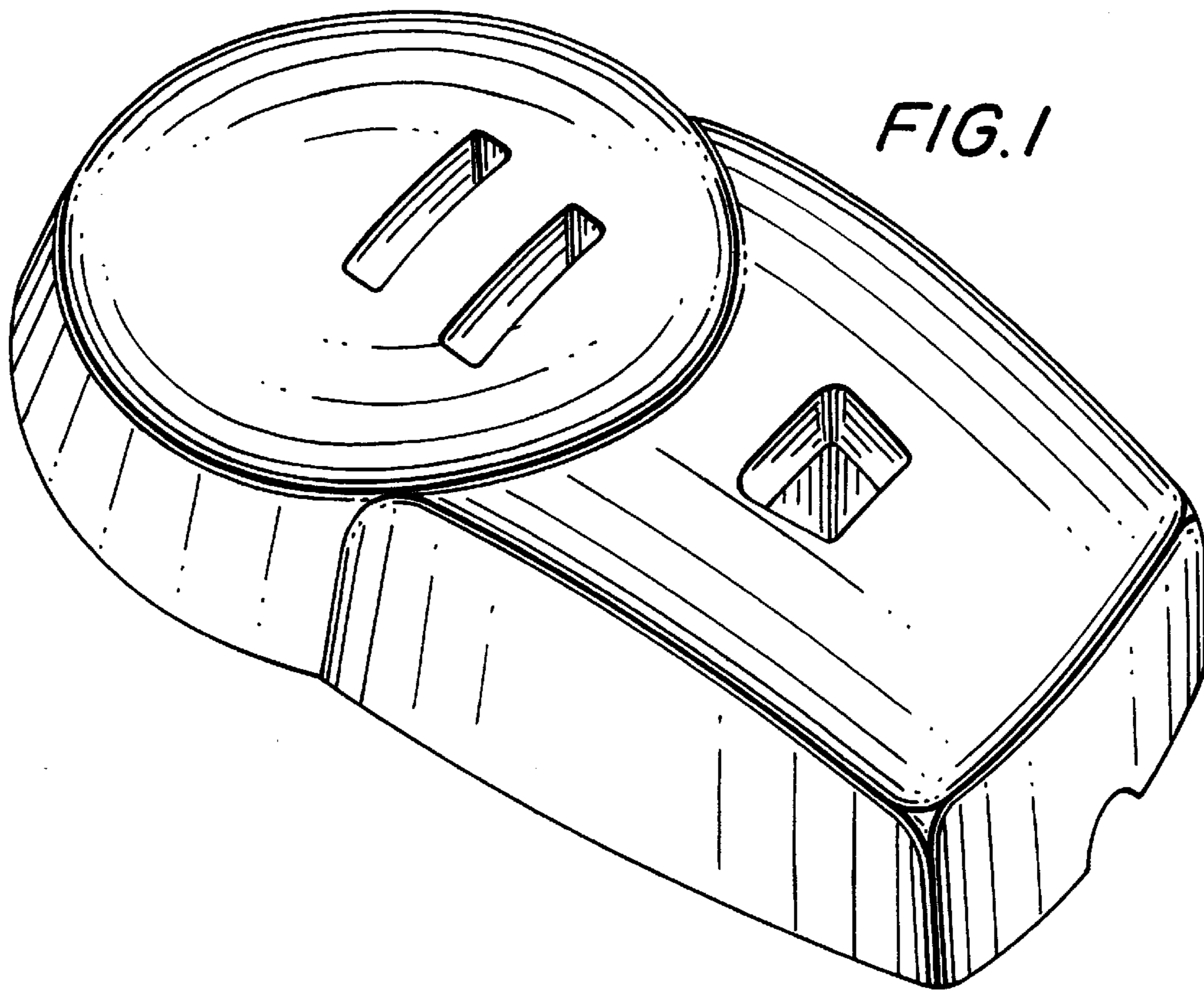



FIG. 2



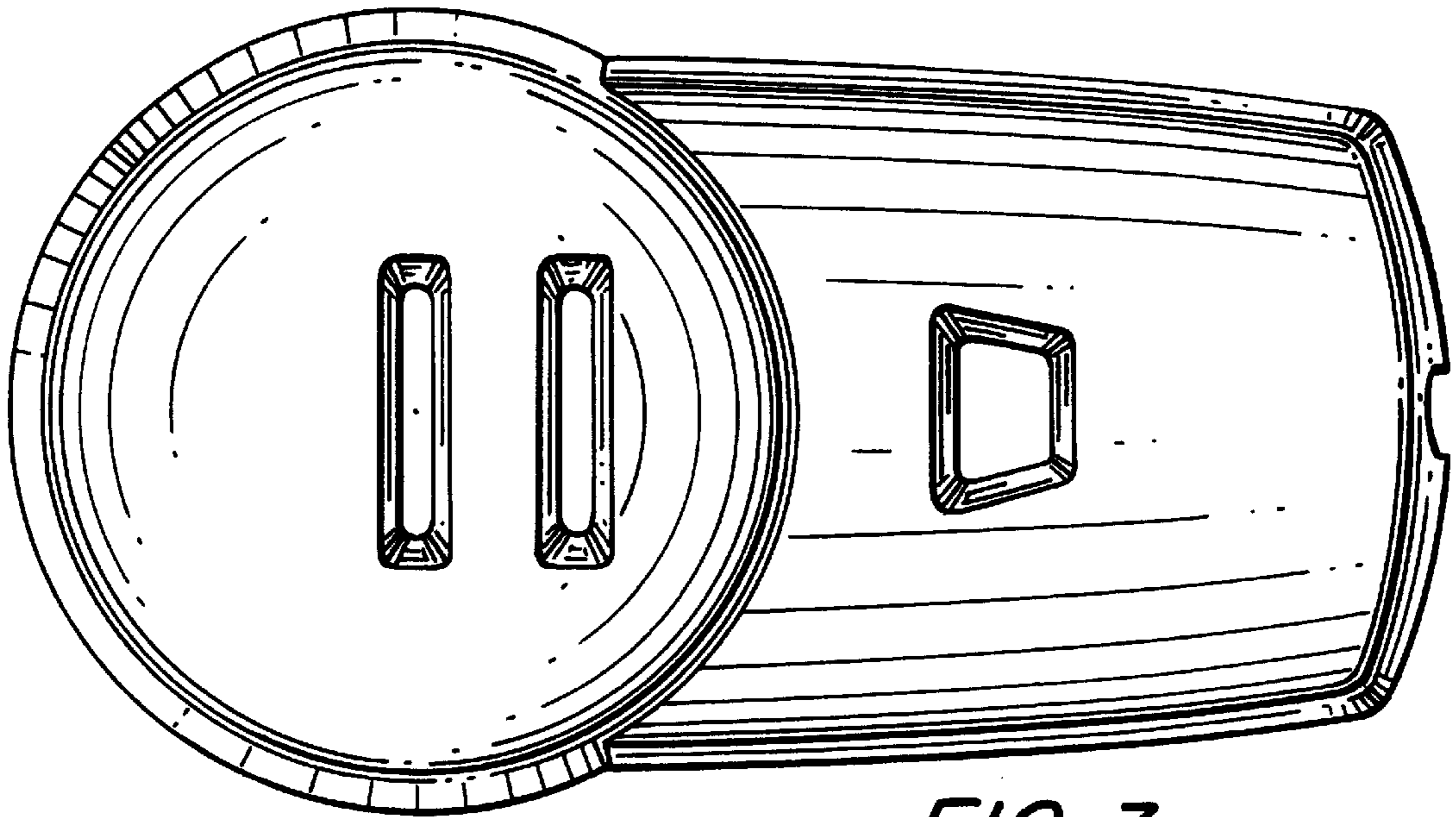


FIG. 3

FIG. 4

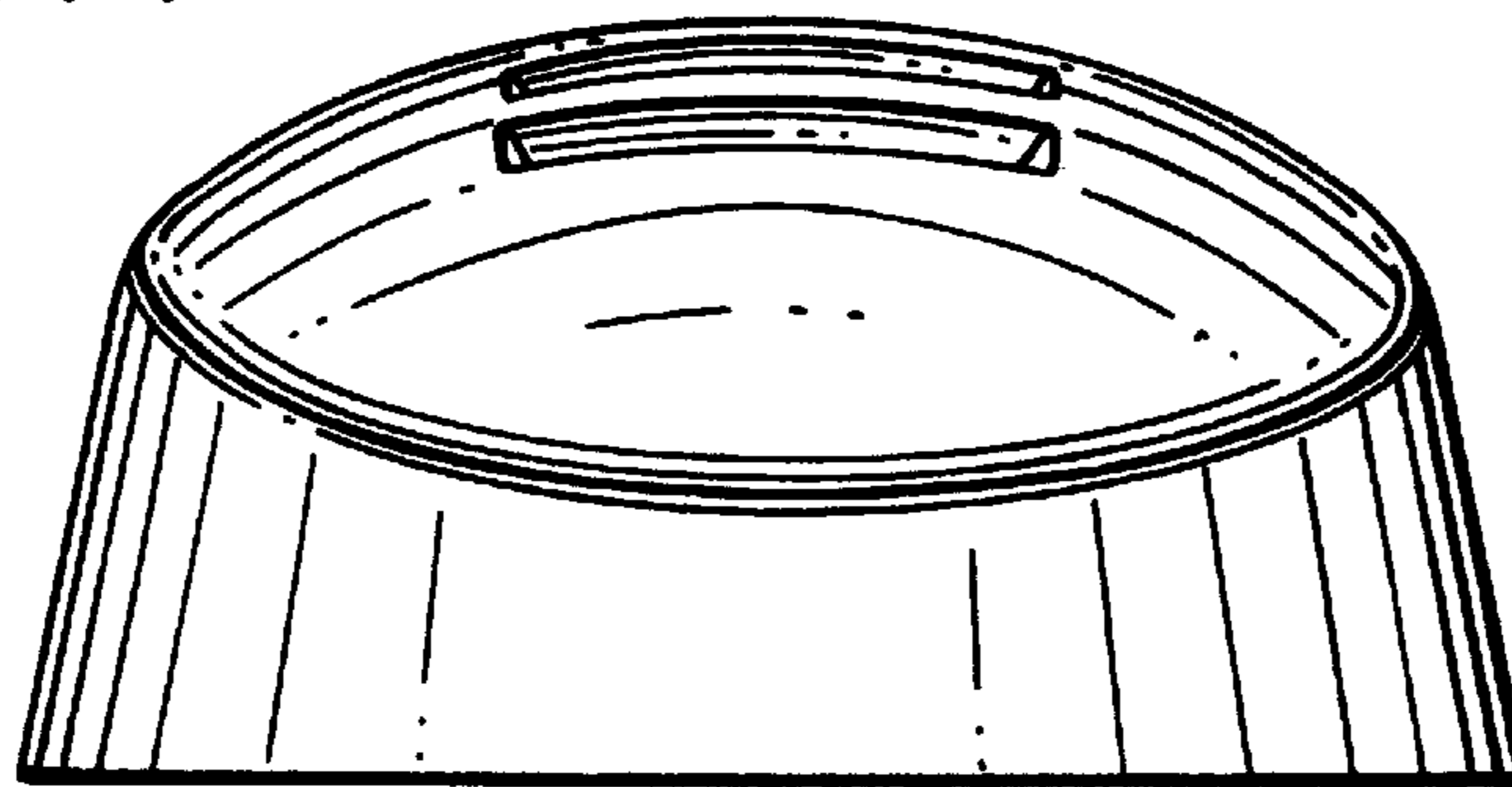


FIG. 5

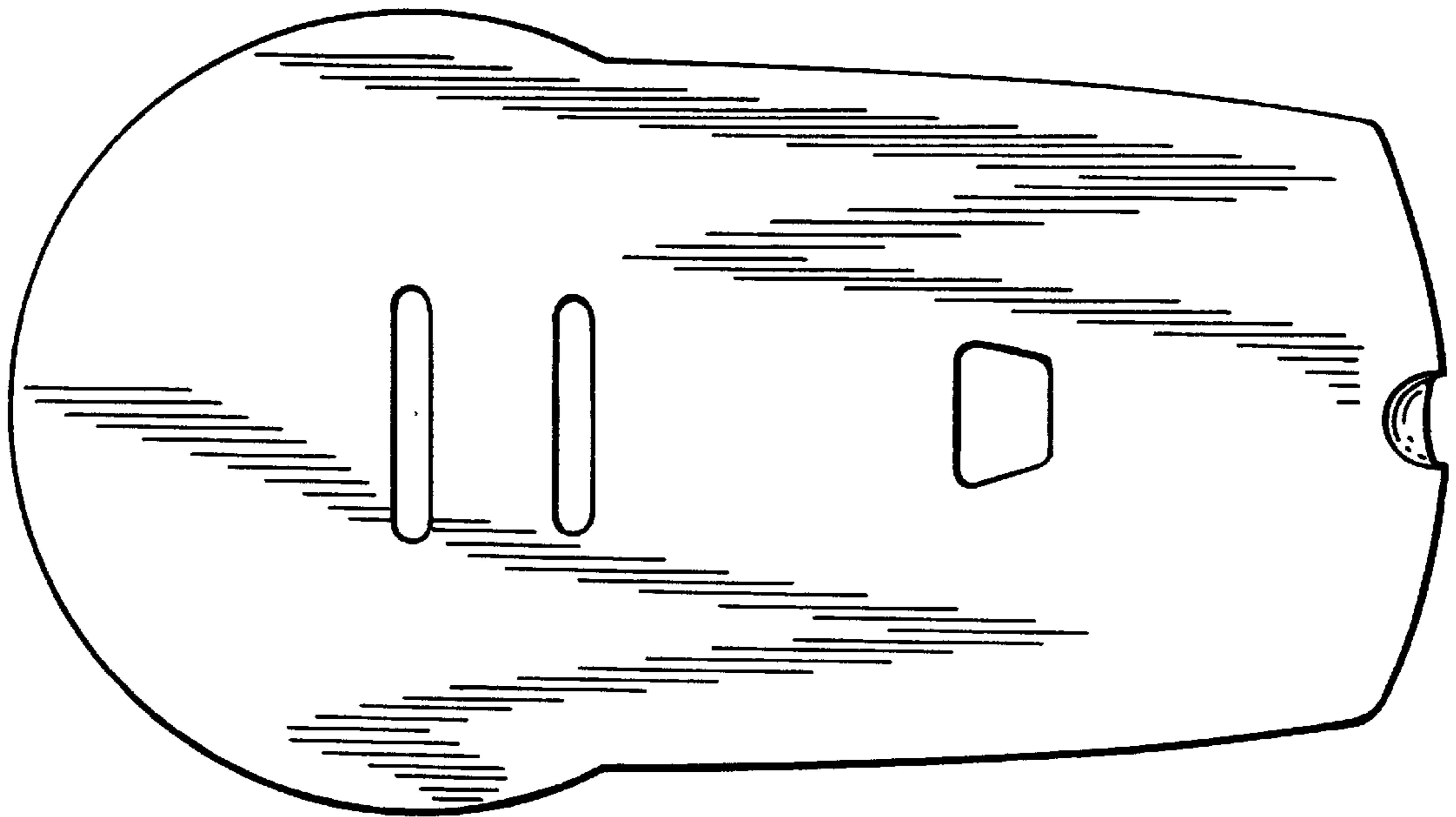



FIG. 6