



US00D442163S

(12) **United States Design Patent**
Dunk et al.

(10) **Patent No.:** **US D442,163 S**

(45) **Date of Patent:** **** May 15, 2001**

(54) **LOUDSPEAKER**

(75) Inventors: **Kieron Dunk; Laurence Richard Mayes; Antony Paul White**, all of Cambridgeshire (GB)

(73) Assignee: **New Transducers Limited**, London (GB)

(**) Term: **14 Years**

(21) Appl. No.: **29/122,209**

(22) Filed: **Apr. 24, 2000**

(30) **Foreign Application Priority Data**

Oct. 27, 1999 (GB) 2087685

(51) **LOC (7) Cl.** **14-01**

(52) **U.S. Cl.** **D14/214**

(58) **Field of Search** D14/204, 210-214; 181/144-145, 147-148, 150, 198-199; 381/300-302, 307, 359, 386

(56) **References Cited**

U.S. PATENT DOCUMENTS

D. 340,930 * 11/1993 Christie D14/214

D. 358,818 * 5/1995 Rozier et al. D14/214

D. 379,183 * 5/1997 Lin D14/214

D. 401,583 * 11/1998 Shin et al. D14/214

5,896,461 * 4/1999 Faraci et al. 381/386

* cited by examiner

Primary Examiner—Nanda Bondade

(74) *Attorney, Agent, or Firm*—Foley & Lardner

(57) **CLAIM**

The ornamental design for a loudspeaker, as shown and described.

DESCRIPTION

FIG. 1 is a perspective view of the loudspeaker taken from the front, right side and above;

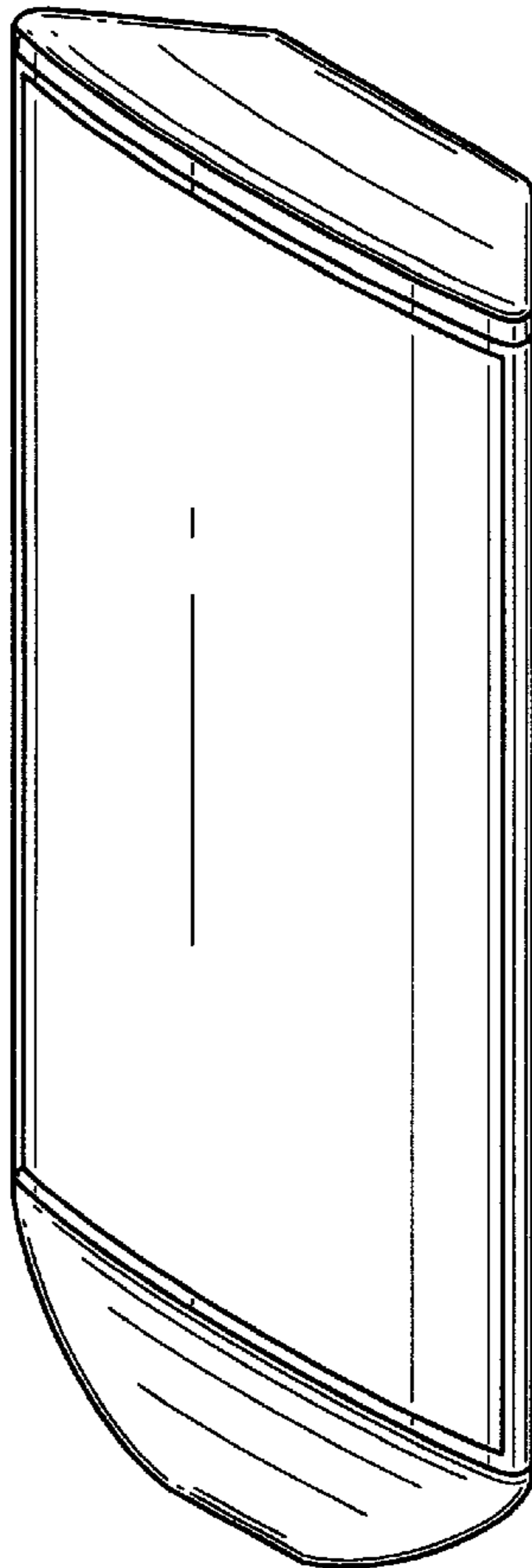
FIG. 2 is a front elevational view of the loudspeaker;

FIG. 3 is a right side elevational view of the loudspeaker, the opposite side being the mirror image of that shown;

FIG. 4 is a bottom plan view of the loudspeaker; and,

FIG. 5 is a top plan view of the loudspeaker.

1 Claim, 2 Drawing Sheets



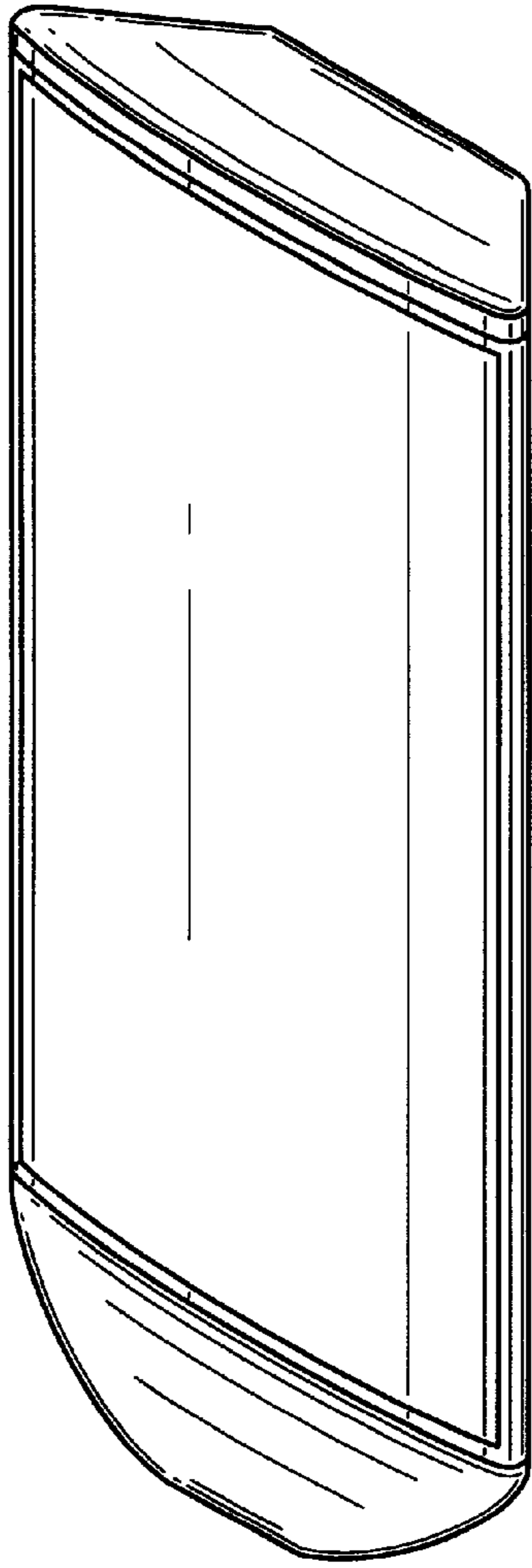


FIG. 1

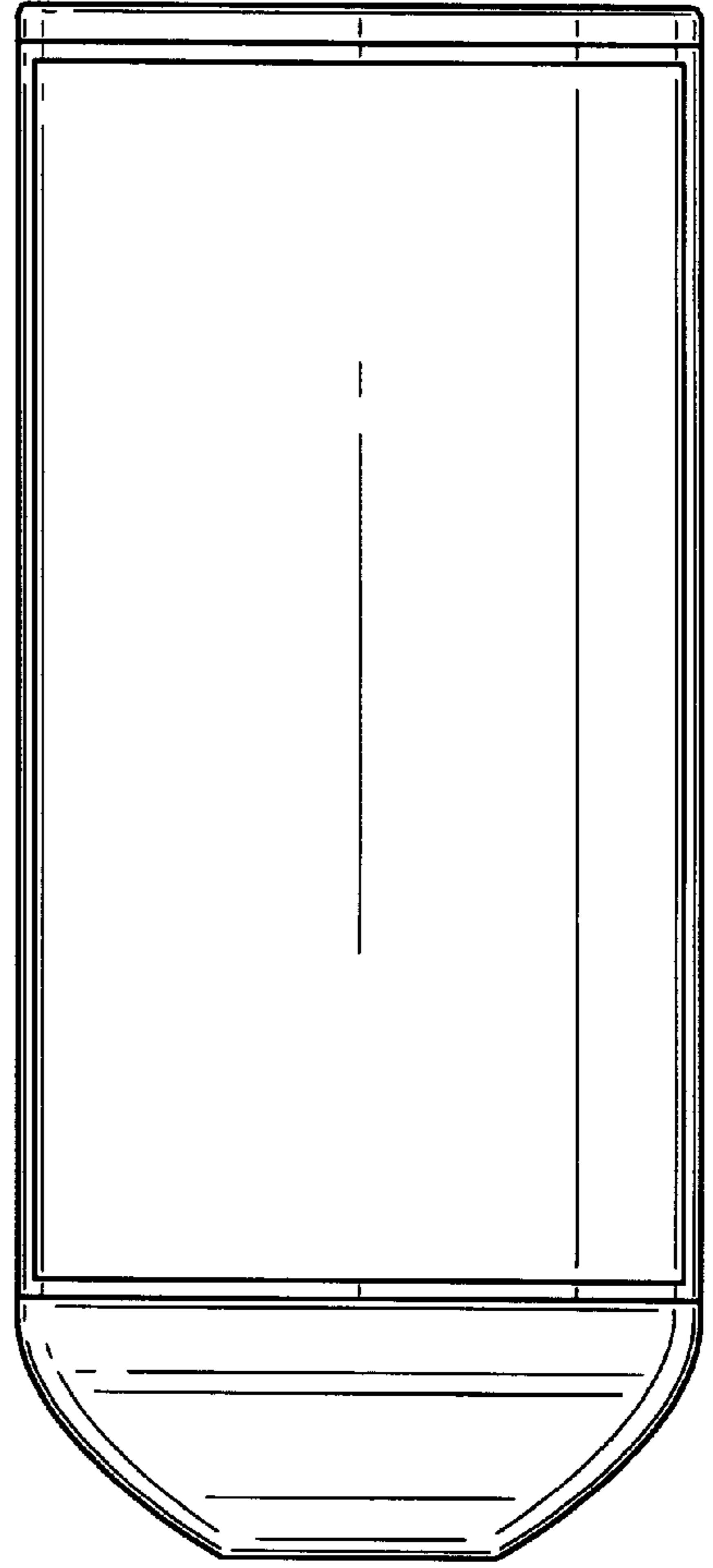


FIG. 2




FIG. 3

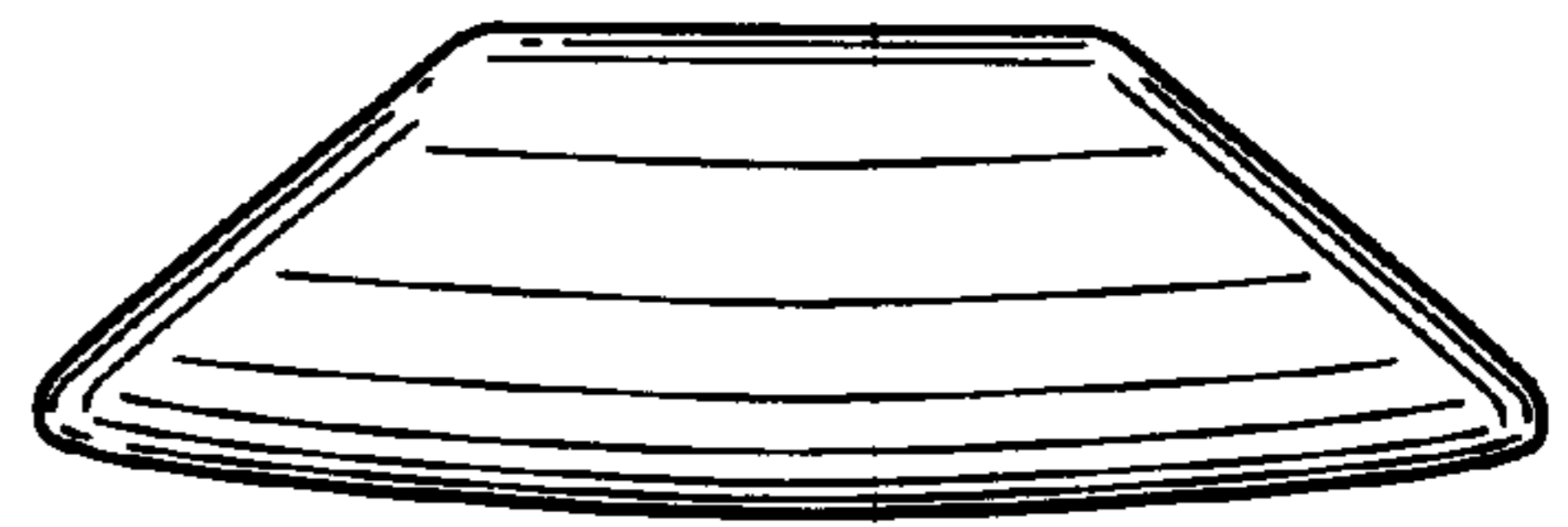


FIG. 4

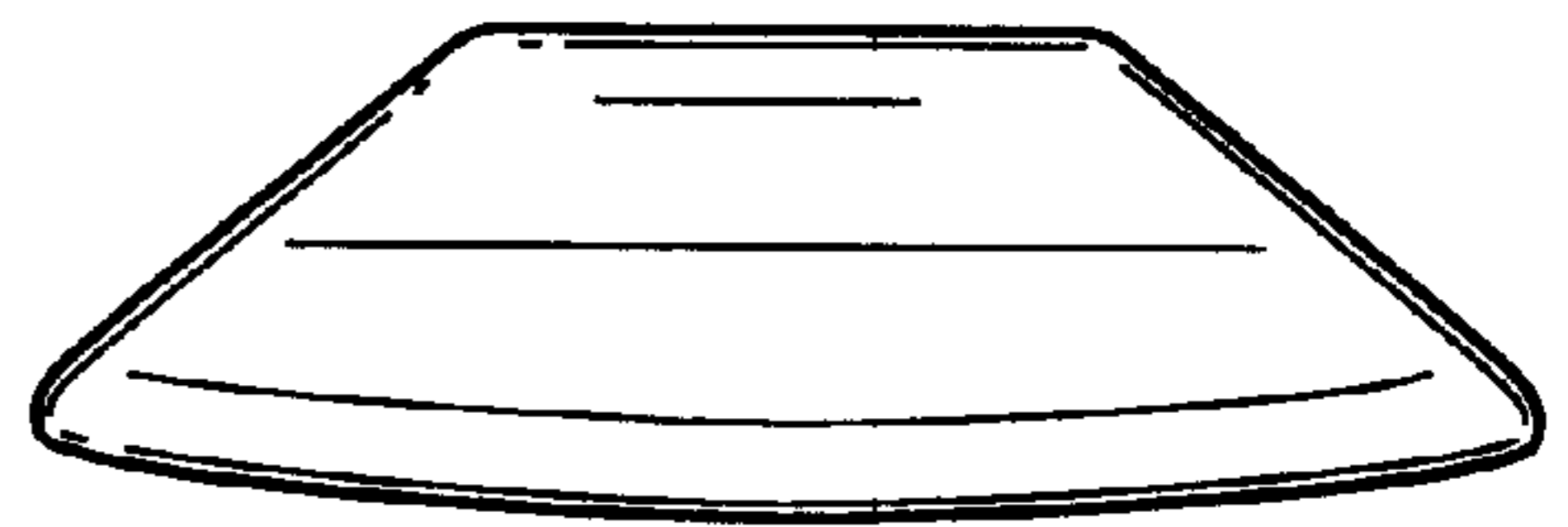


FIG. 5