



US00D442156S

(12) **United States Design Patent**
Lee

(10) **Patent No.:** **US D442,156 S**

(45) **Date of Patent:** **** May 15, 2001**

(54) **PERSONAL DATA ASSISTANT TYPE
MULTIMEDIA PORTABLE PHONE**

(75) **Inventor:** **Gil-yong Lee, Seoul (KR)**

(73) **Assignee:** **CyberBank Co., Ltd., Seoul (KR)**

(**) **Term:** **14 Years**

(21) **Appl. No.:** **29/116,030**

(22) **Filed:** **Dec. 23, 1999**

(30) **Foreign Application Priority Data**

Dec. 13, 1999 (KR) 99-30078

(51) **LOC (7) Cl.** **14-03**

(52) **U.S. Cl.** **D14/138; D14/144; D14/342**

(58) **Field of Search** D14/137, 138,
D14/341, 343, 342, 147-148, 247-248,
250, 240, 140-142, 191, 345-347, 144;
379/433.434, 419, 420, 428, 440, 110.01;
455/550-575, 90; D21/329; 364/708.1;
345/168, 169, 172, 173, 905; 361/863;
D18/7, 2

(56) **References Cited**

U.S. PATENT DOCUMENTS

- D. 330,907 * 11/1992 Burke D18/7
- D. 346,382 * 4/1994 Ando et al. D14/138
- D. 354,478 * 1/1995 Miyahara D14/100
- D. 356,546 * 3/1995 Peart D14/100
- D. 374,235 * 10/1996 Biasotti et al. D14/240
- D. 377,018 * 12/1996 Suzuki et al. D14/191
- D. 382,560 * 8/1997 Khoo et al. D14/191
- D. 390,230 * 2/1998 Wolf et al. D14/191
- D. 395,303 * 6/1998 Kawashima D14/138

- D. 396,231 * 7/1998 Hin et al. D14/191
- D. 397,046 * 8/1998 Oshizawa D10/65
- D. 397,679 * 9/1998 Hawkins et al. D14/100
- D. 409,185 * 5/1999 Kawashima D14/138
- D. 410,486 * 6/1999 Takahata et al. D18/2
- D. 416,237 * 11/1999 Miyahara et al. D14/100
- D. 416,253 * 11/1999 Hibino D14/138
- D. 422,595 * 4/2000 Taylor et al. D14/240
- D. 425,067 * 5/2000 Nguyen et al. D14/191
- D. 425,887 * 5/2000 Edwards et al. D14/138
- D. 427,170 * 6/2000 Edwards et al. D14/138
- D. 427,582 * 7/2000 Hampf et al. D14/191
- 5,825,675 * 10/1998 Want et al. 364/708.1

* cited by examiner

Primary Examiner—Jeffrey Asch

(74) *Attorney, Agent, or Firm*—Alan Kamrath; Rider
Bennett Egan & Arundel, LLP.

(57) **CLAIM**

The ornamental design for a personal data assistant type multimedia portable phone, substantially as shown and described.

DESCRIPTION

FIG. 1 is a perspective view of the article.
FIG. 2 is a front view of the article.
FIG. 3 is a rear view of the article.
FIG. 4 is a left side view of the article.
FIG. 5 is a right side view of the article.
FIG. 6 is a top view of the article.
FIG. 7 is a bottom view of the article; and,
FIG. 8 is a perspective view of the article with the cover in an open position and the stylus removed for illustrative purposes.

1 Claim, 4 Drawing Sheets




FIG. 1




FIG. 2




FIG. 3




FIG. 4




FIG. 5




FIG. 6



FIG. 7



FIG. 8

