



US00D442142S

(12) **United States Design Patent**
Henrici

(10) **Patent No.:** **US D442,142 S**

(45) **Date of Patent:** **** May 15, 2001**

(54) **LAMP HOLDER**

(75) Inventor: **Dieter Henrici**, Arnsberg (DE)

(73) Assignee: **BJB GmbH & Co. KG**, Arnsberg (DE)

(**) Term: **14 Years**

(21) Appl. No.: **29/114,069**

(22) Filed: **Nov. 15, 1999**

(30) **Foreign Application Priority Data**

May 20, 1999 (XH) DM/048 541

(51) **LOC (7) Cl.** **13-03**

(52) **U.S. Cl.** **D13/134**

(58) **Field of Search** D13/134; 439/232,
439/236, 619, 699.2; 313/318.12

(56) **References Cited**

U.S. PATENT DOCUMENTS

- D. 367,260 * 2/1996 Yarmark D13/134
- D. 415,104 * 10/1999 Klaus et al. D13/134
- 4,932,901 * 6/1990 Murakami et al. 439/619

- 4,936,789 * 6/1990 Ugalde 439/236
- 5,078,625 * 1/1992 Hiroto 439/699
- 5,150,008 * 9/1992 Lee 313/318.12 X
- 5,634,823 * 6/1997 Furuta et al. 439/699.2

* cited by examiner

Primary Examiner—Joel Sincavage

(74) *Attorney, Agent, or Firm*—Herbert Dubno

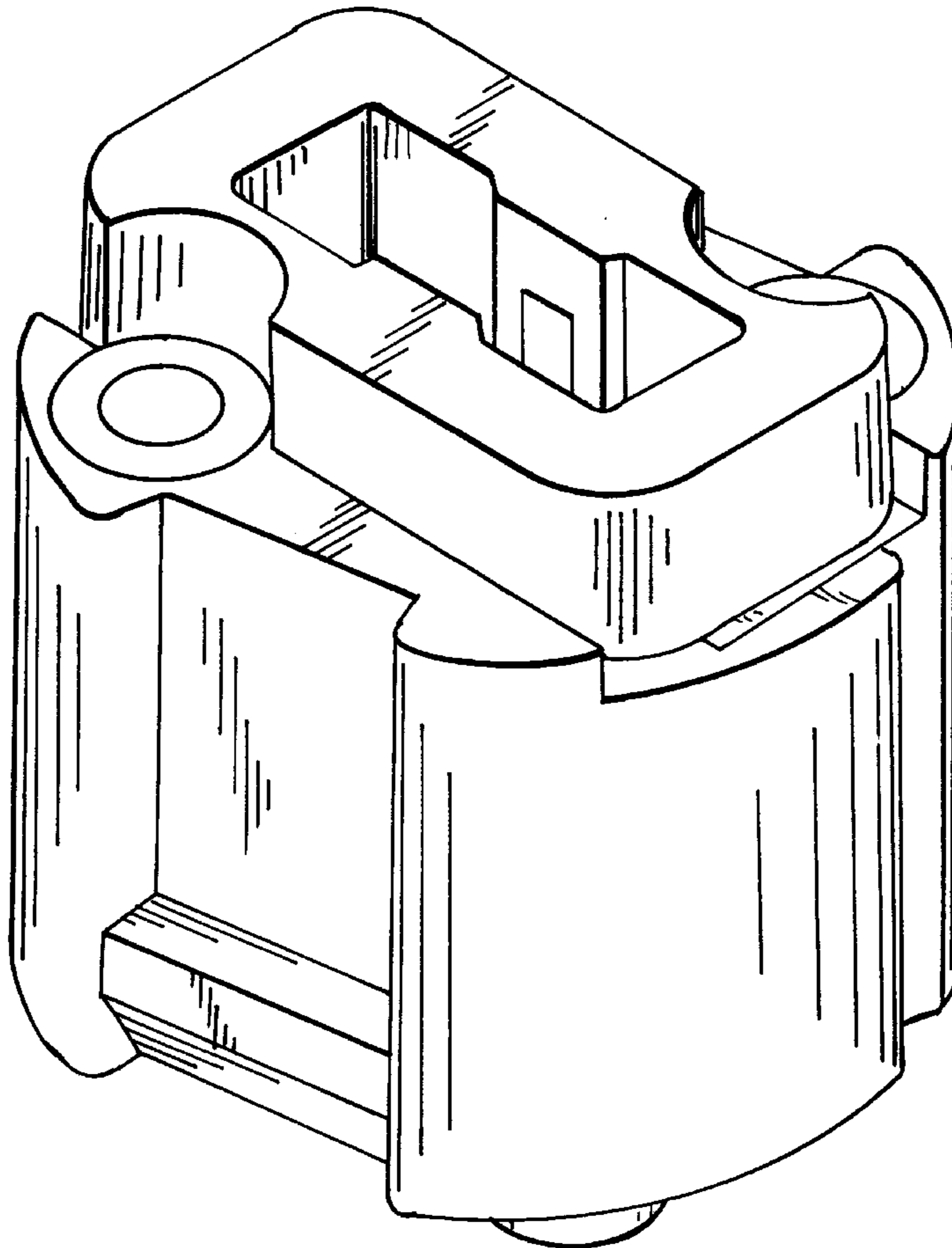
(57) **CLAIM**

The ornamental design for a lamp holder, as shown and described.

DESCRIPTION

FIG. 1 is a front, top, left side perspective view of a lamp holder receivable in a base and showing my new design;
 FIG. 2 is a top plan view thereof;
 FIG. 3 is a front elevational view thereof;
 FIG. 4 is a left side-elevational view thereof;
 FIG. 5 is a rear elevational view thereof;
 FIG. 6 is a right side-elevational view thereof; and,
 FIG. 7 is a bottom view thereof.

1 Claim, 4 Drawing Sheets






FIG. 1

FIG. 7

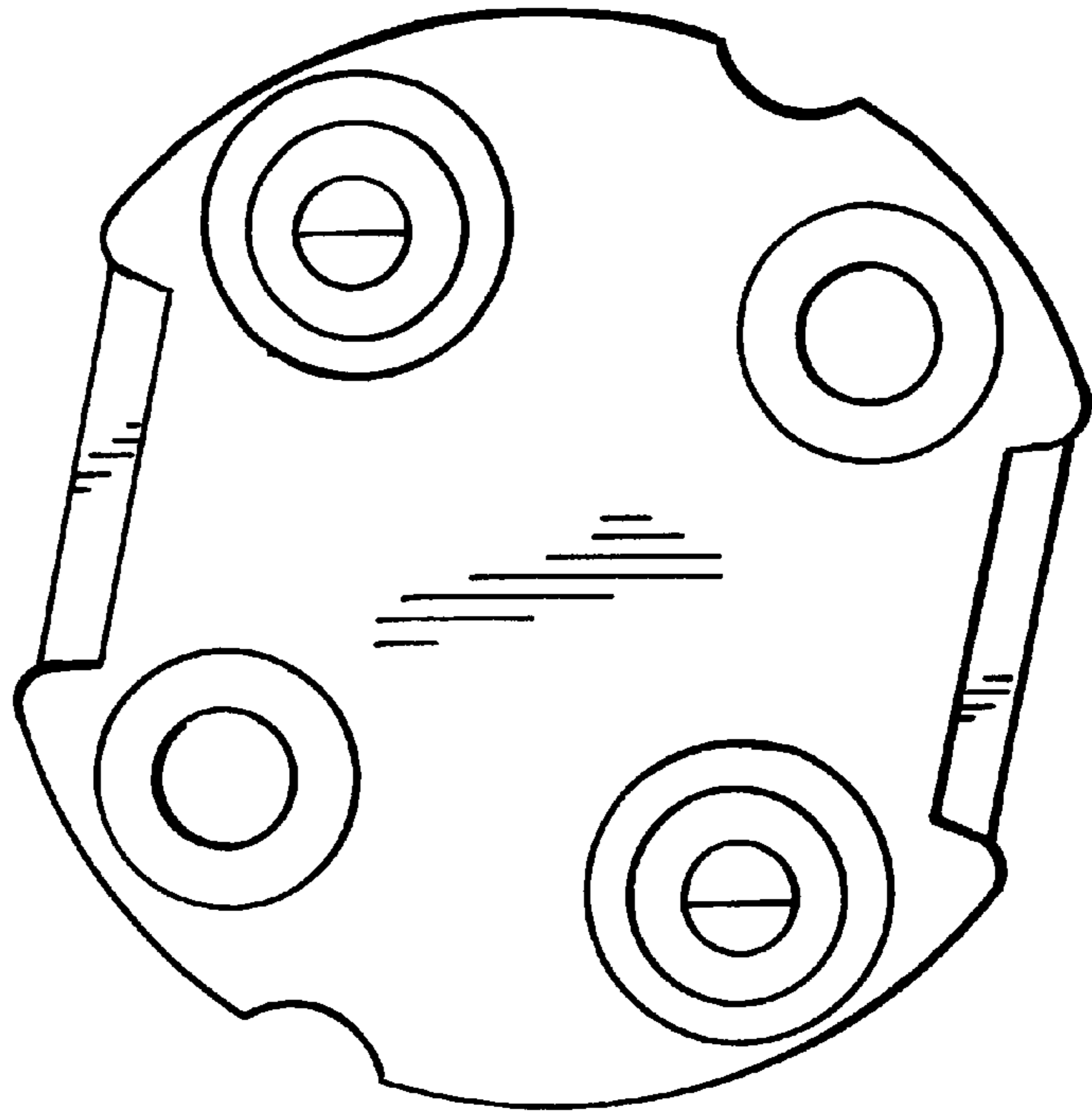


FIG. 2

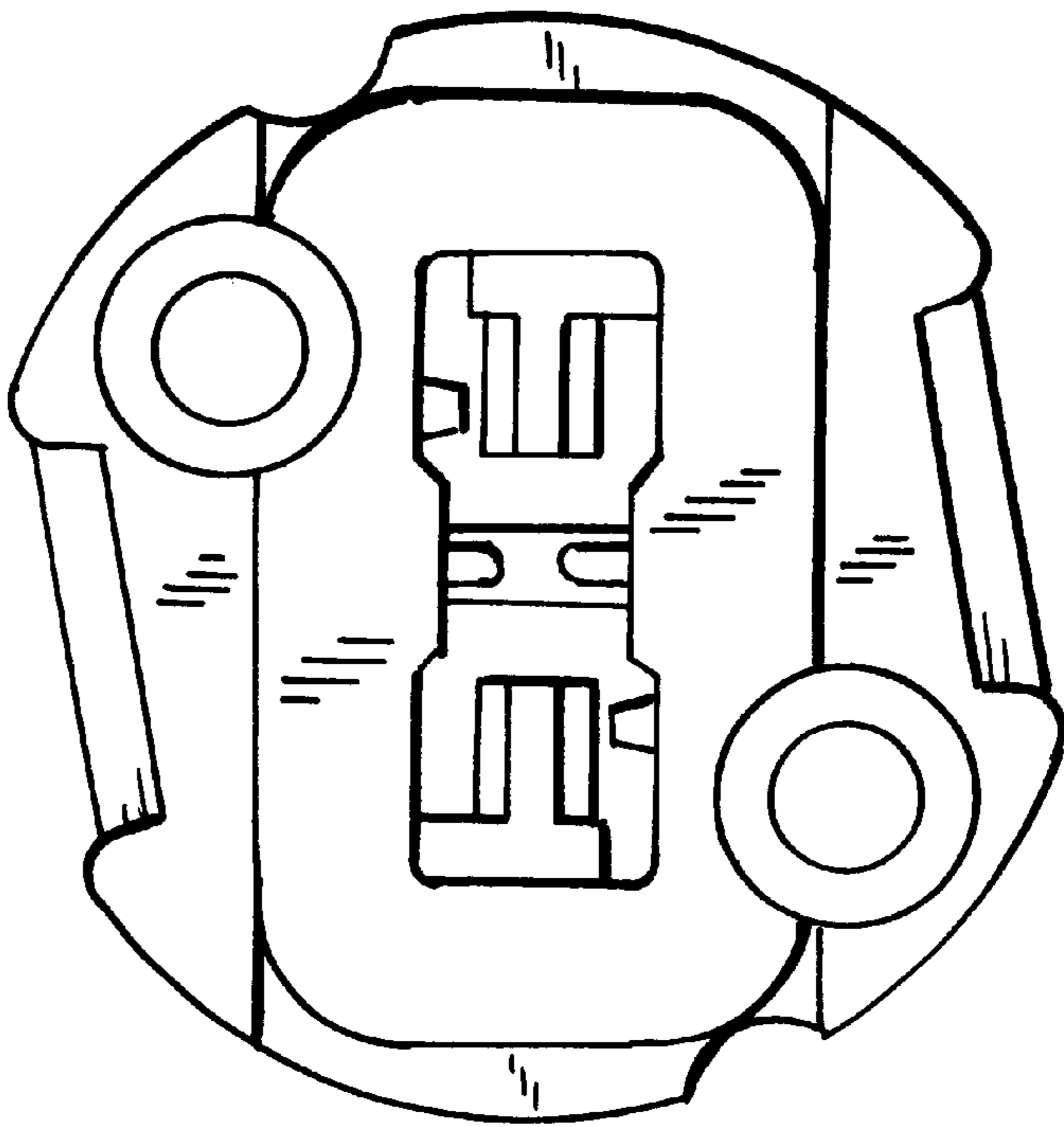


FIG. 4




FIG. 3




FIG. 6

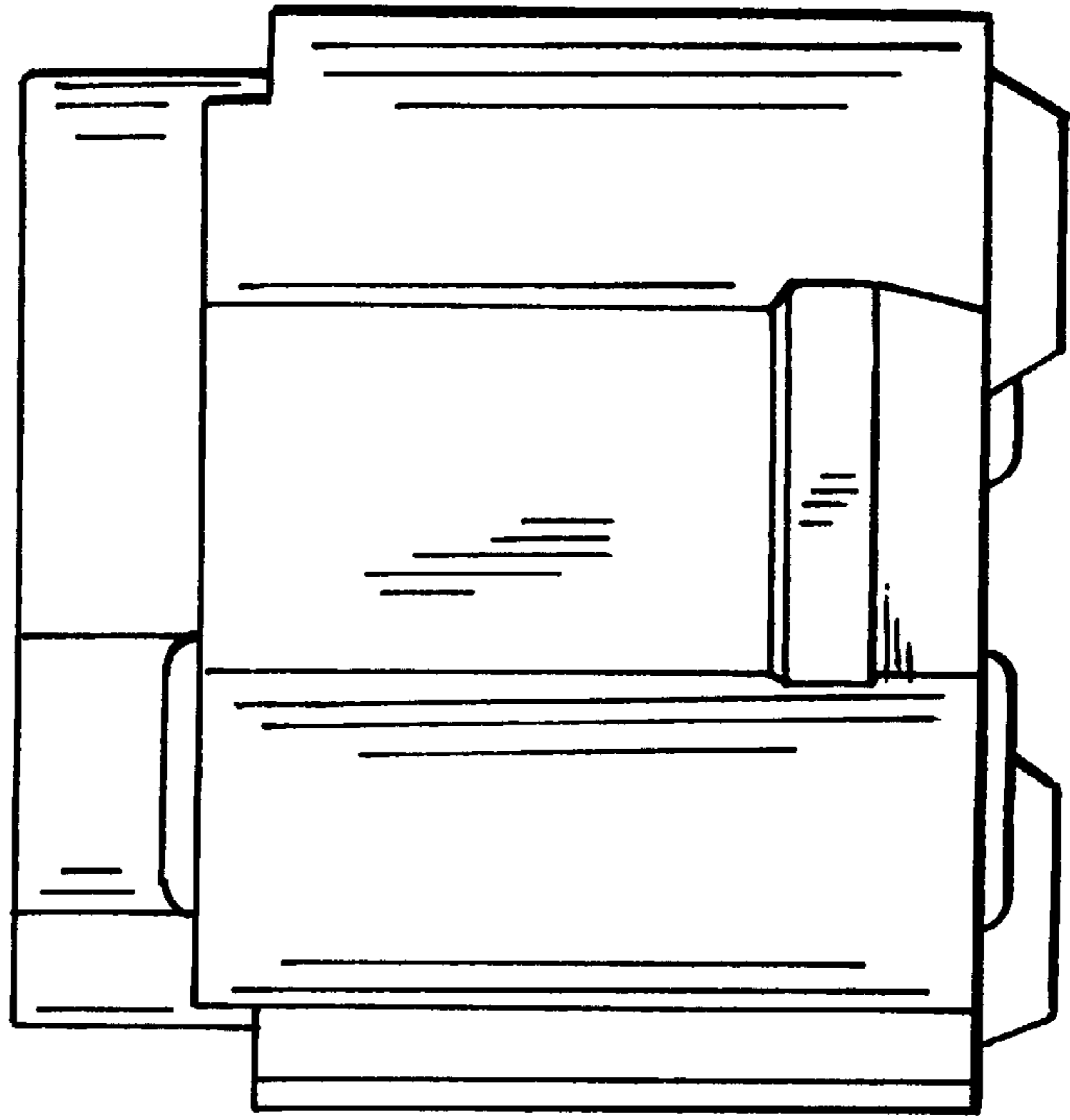


FIG. 5

