



US00D442135S

(12) **United States Design Patent**  
**Chrysanto et al.**

(10) **Patent No.:** **US D442,135 S**

(45) **Date of Patent:** **\*\* May 15, 2001**

(54) **VEHICLE WHEEL**

(75) Inventors: **Chrysanto; Anto Roesianto**, both of Surabaya (ID)

(73) Assignee: **PT Prima Alloy Steel Universal** (ID)

(\*\*) Term: **14 Years**

(21) Appl. No.: **29/127,241**

(22) Filed: **Aug. 1, 2000**

(51) **LOC (7) Cl.** ..... **12-16**

(52) **U.S. Cl.** ..... **D12/209**

(58) **Field of Search** ..... D12/204-211;  
301/37.1, 64.1, 65

- D. 391,216 \* 2/1998 Bollmann et al. .... D12/209
- D. 392,930 \* 3/1998 Embrador ..... D12/209
- D. 416,534 \* 11/1999 Couzyn et al. .... D12/211
- D. 422,257 \* 4/2000 Pruden ..... D12/209

\* cited by examiner

*Primary Examiner*—Stacia Cadmus

(74) *Attorney, Agent, or Firm*—Fulwider Patton Lee & Utecht, LLP

(57) **CLAIM**

The ornamental design for a vehicle wheel, as shown and described.

**DESCRIPTION**

FIG. 1 is a perspective view of a vehicle wheel showing our new design;

FIG. 2 is a front elevational view thereof;

FIG. 3 is an end elevational view thereof; and,

FIG. 4 is a section view of the vehicle wheel, taken along lines 4—4 in FIG. 2.

The broken line showing of environment is for illustrative purposes only and forms no part of the claimed design.

(56) **References Cited**

**U.S. PATENT DOCUMENTS**

- D. 208,542 \* 9/1967 Halibrand ..... D12/211
- D. 208,543 \* 9/1967 Halibrand ..... D12/211
- D. 329,416 \* 9/1992 Braungart et al. .... D12/209
- D. 360,866 \* 8/1995 Echazabal et al. .... D12/209
- D. 388,046 \* 12/1997 Roesianto ..... D12/209

**1 Claim, 4 Drawing Sheets**

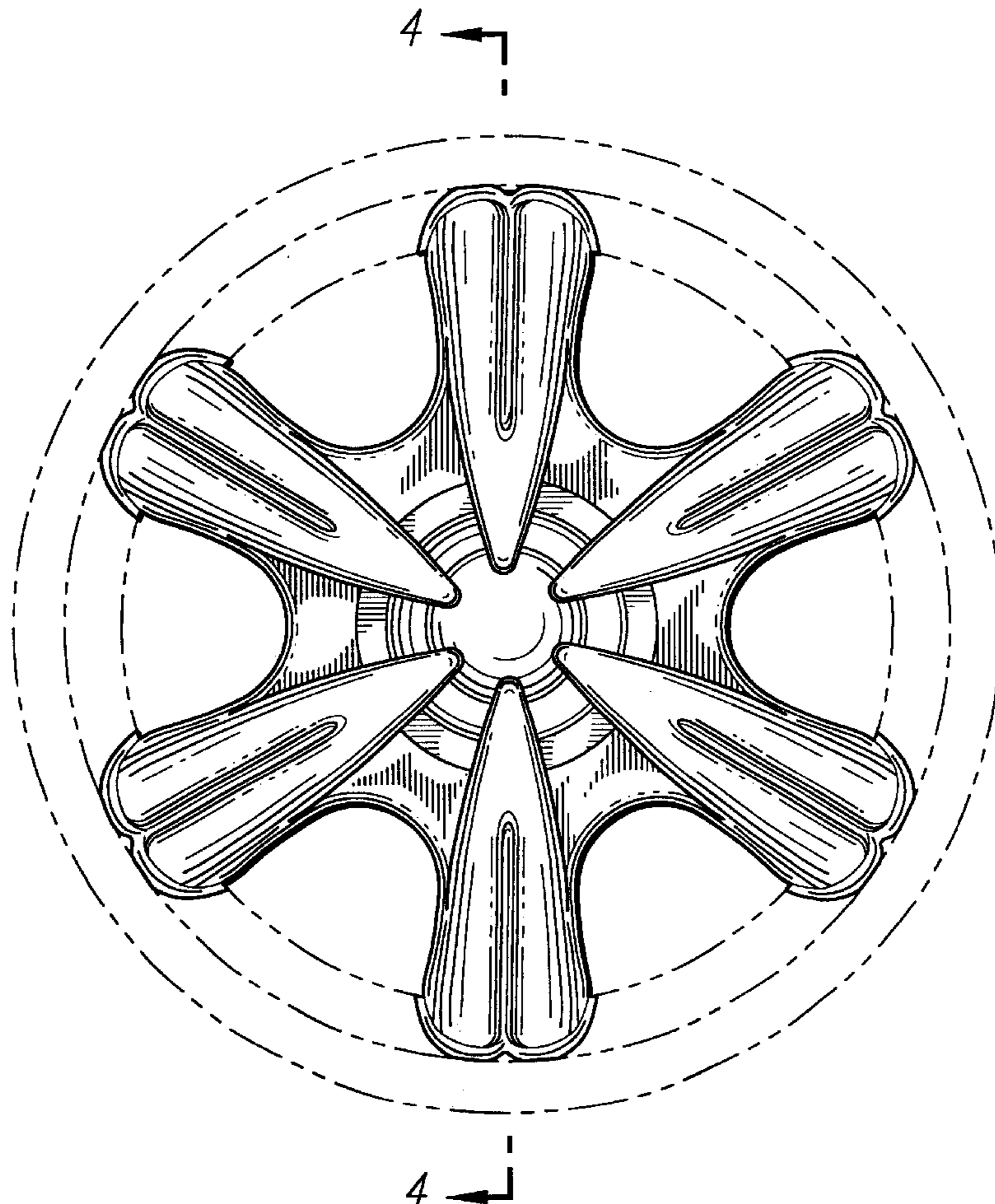


FIG. 1

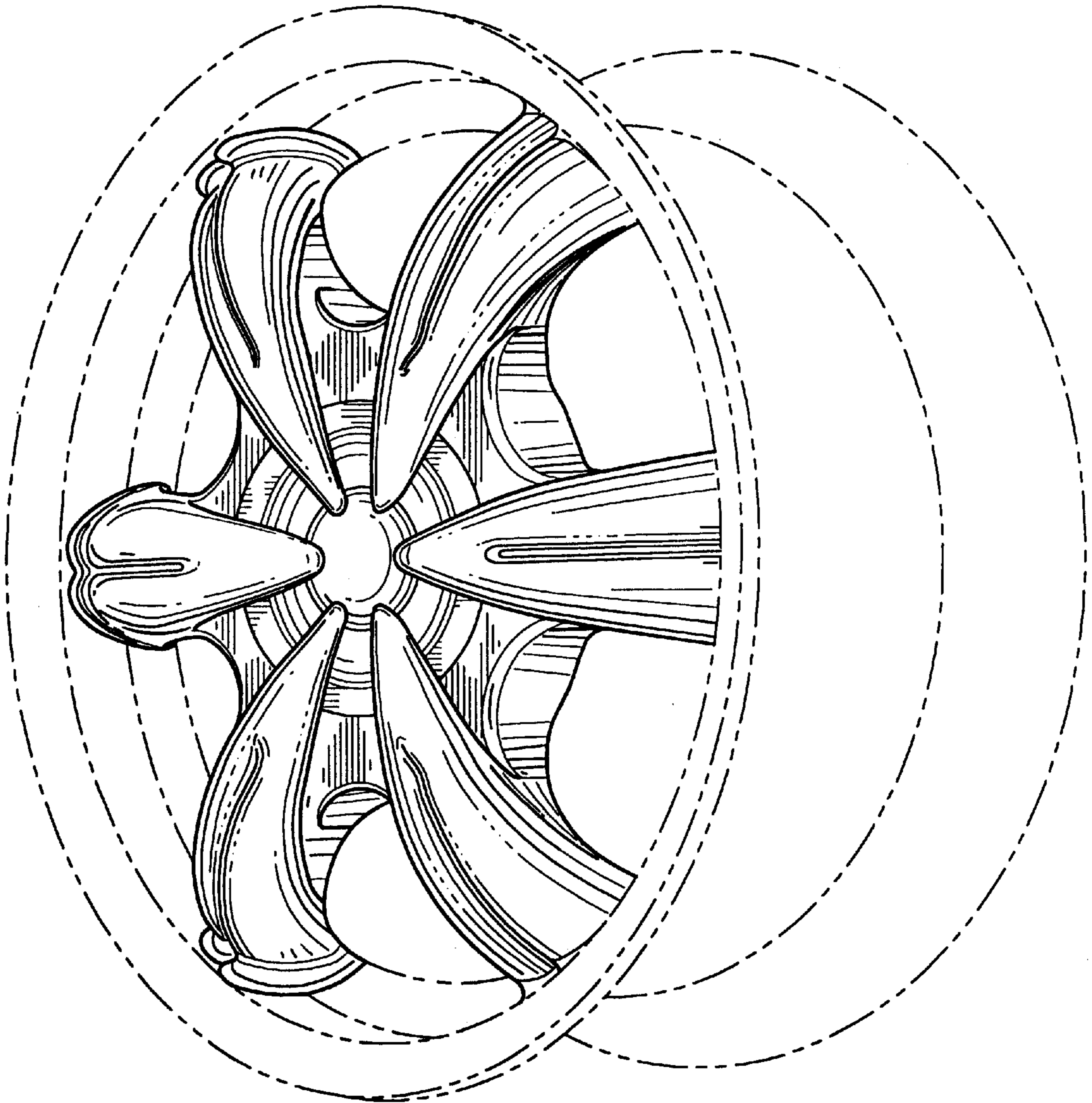


FIG. 2




FIG. 3

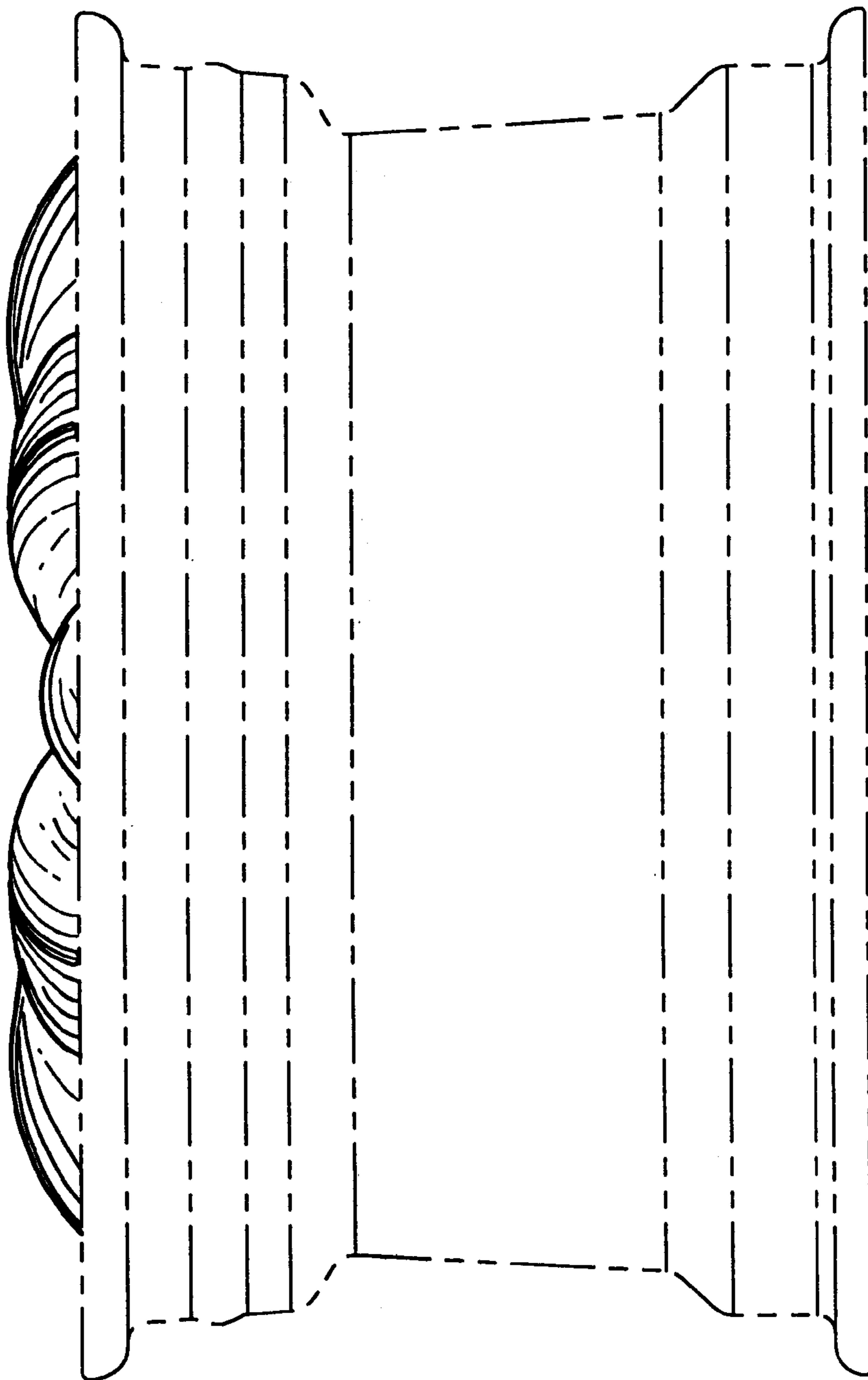


FIG. 4

