



US00D442128S

(12) **United States Design Patent** (10) **Patent No.:** **US D442,128 S**
Allison (45) **Date of Patent:** **** May 15, 2001**

(54) **TIRE SHOULDER REGION**

Bridgestone Dueler M/T Tire, 1999 Tread Design Guide, p. 82. 4/2, Jan. 1999.*

(75) Inventor: **William B. Allison**, Cuyahoga Falls, OH (US)

* cited by examiner

(73) Assignee: **Bridgestone/Firestone Research, Inc.**, Akron, OH (US)

Primary Examiner—Robert M. Spear
(74) *Attorney, Agent, or Firm*—Michael Sand; Thomas R. Kingsbury

(**) Term: **14 Years**

(21) Appl. No.: **29/133,089**

(57) **CLAIM**

(22) Filed: **Nov. 21, 2000**

The ornamental design for a tire shoulder region, as shown and described.

Related U.S. Application Data

DESCRIPTION

(62) Division of application No. 29/118,635, filed on Feb. 11, 2000.

(51) **LOC (7) Cl.** **12-15**

(52) **U.S. Cl.** **D12/152**

(58) **Field of Search** D12/134-152;
152/209.1, 209.8, 209.9, 209.11, 209.12,
209.13, 209.28, 900, 901, 902, 903

FIG. 1 is a right side perspective view of a shoulder region for a tire showing my new design, it being understood that the shoulder region is repeated throughout the circumference of the tire;

FIG. 2 is a front elevational view thereof;

FIG. 3 is a side elevational view thereof; and,

FIG. 4 is an enlarged fragmentary right side perspective view thereof.

(56) **References Cited**

U.S. PATENT DOCUMENTS

D. 431,214 * 9/2000 Allison D12/146

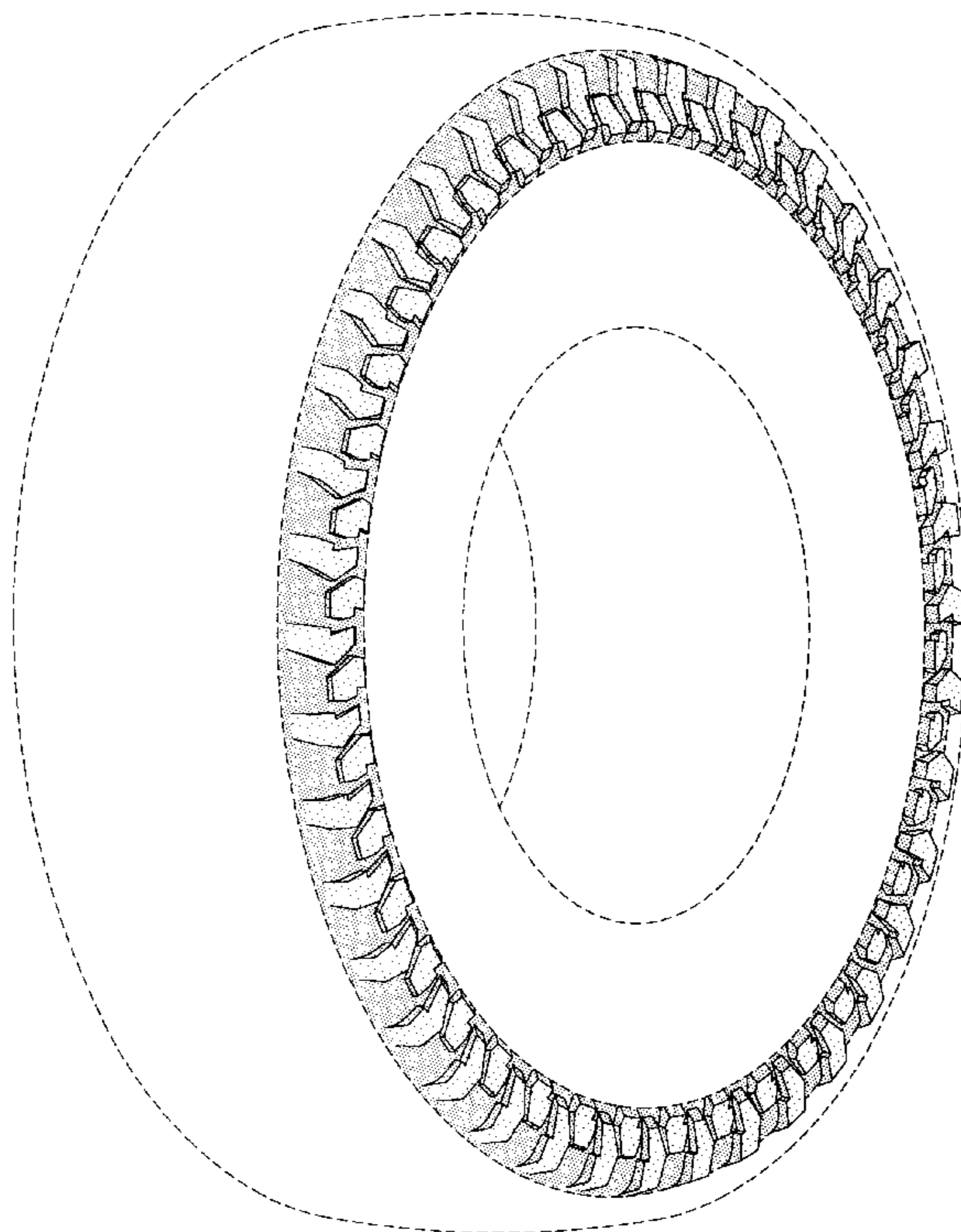
OTHER PUBLICATIONS

Co-Op Country Squire RT Tire, 1999 Tread Design Guide, p. 85 4/2, Jan. 1999.*

Dayton Daytona Stag XT Tire, 1999 Tread Design Guide, p. 89. 1/5, Jan. 1999.*

The broken line showing of a tire, as well as the peripheral boundary between the tire shoulder region and the tire, is for illustrative purposes only and forms no part of the claimed design.

1 Claim, 4 Drawing Sheets



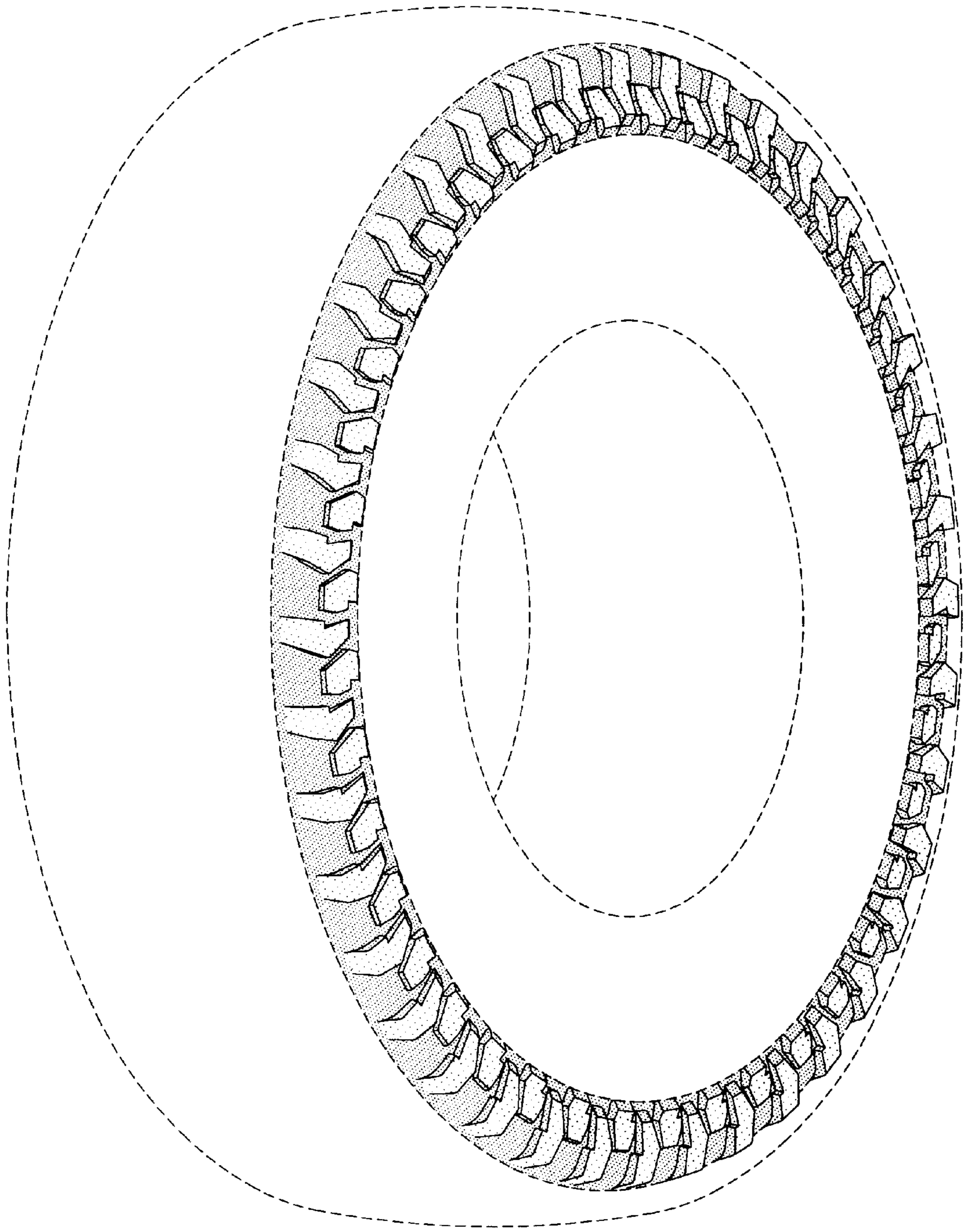


FIG-1




FIG-2




FIG-3

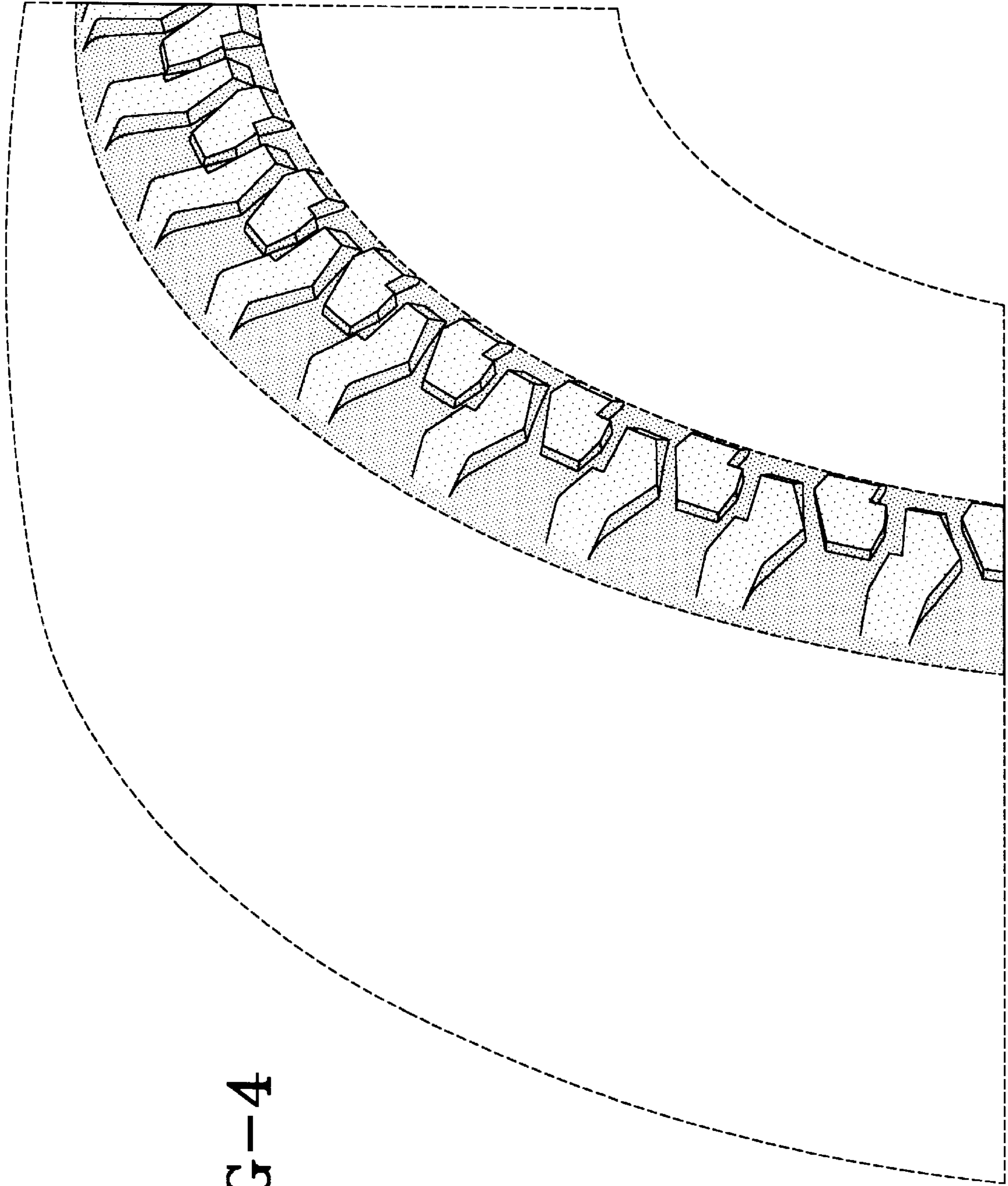


FIG-4