



US00D442127S

(12) **United States Design Patent** (10) **Patent No.:** **US D442,127 S**  
**Allison** (45) **Date of Patent:** **\*\* May 15, 2001**

(54) **TIRE TREAD**

(75) Inventor: **William B. Allison**, Cuyahoga Falls, OH (US)

(73) Assignee: **Bridgestone/Firestone Research, Inc.**, Akron, OH (US)

(\*\*) Term: **14 Years**

(21) Appl. No.: **29/118,661**

(22) Filed: **Feb. 11, 2000**

(51) **LOC (7) Cl.** ..... **12-15**

(52) **U.S. Cl.** ..... **D12/147**

(58) **Field of Search** ..... D12/134-152;  
152/209.1, 209.8, 209.9, 209.11, 209.12,  
209.13, 209.28, 900, 901, 902, 903

(56) **References Cited**

**U.S. PATENT DOCUMENTS**

D. 313,212	12/1990	Hamada et al.	.....	D12/147
D. 316,532	4/1991	Tsuda et al.	.....	D12/147
D. 362,219	* 9/1995	McKisson	.....	D12/147
D. 391,906	3/1998	Kousaie	.....	D12/147
D. 396,676	8/1998	Croyle	.....	D12/147
D. 414,726	10/1999	Matsuda	.....	D12/146

**OTHER PUBLICATIONS**

Hankook Radial 885 Tire, 1999 Tread Design Guide, p. 39. 1/5, Jan. 1999.\*

Miller Primera Tire, 1999 Tread Design Guide, p. 51. 2/4, Jan. 1999.\*

\* cited by examiner

*Primary Examiner*—Robert M. Spear

(74) *Attorney, Agent, or Firm*—Michael Sand; Thomas R. Kingsbury; John H. Hornickel

(57) **CLAIM**

The ornamental design for a tire tread, as shown and described.

**DESCRIPTION**

FIG. 1 is a side perspective view of a tire tread showing my new design, it being understood that the tread pattern is repeated throughout the circumference of the tire tread, the opposite side being the same as that shown;

FIG. 2 is a front elevational view thereof;

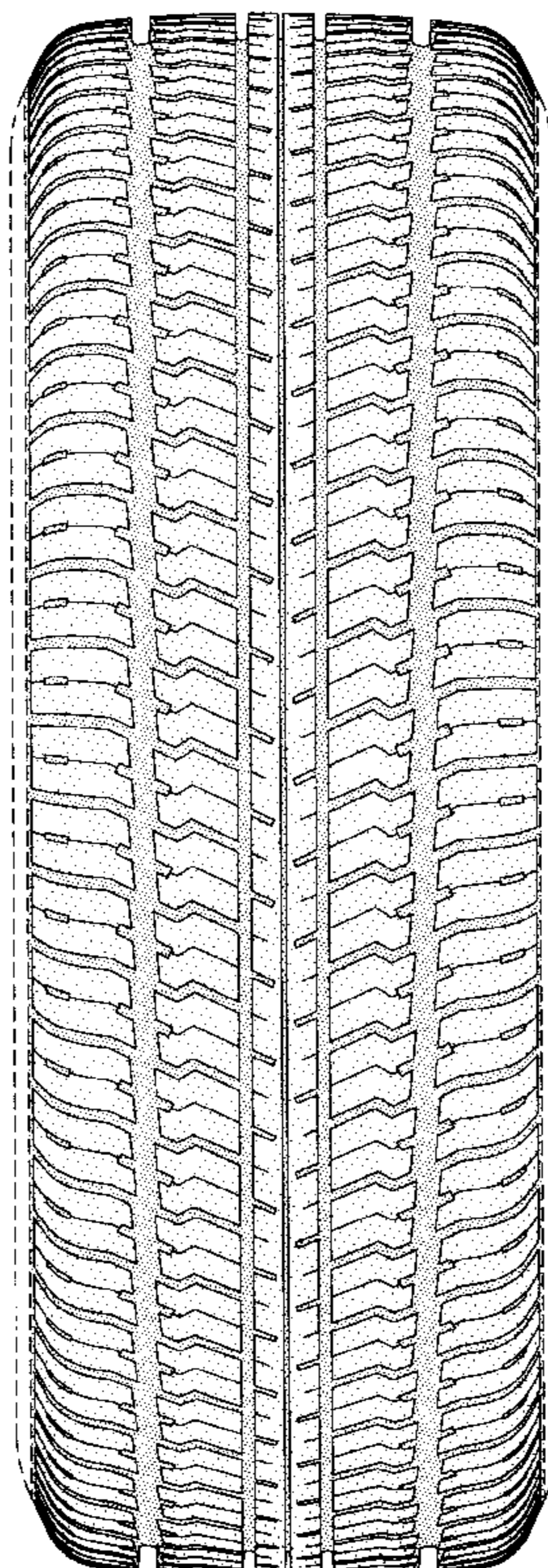
FIG. 3 is a side elevational view of the right side thereof;

FIG. 4 is a side elevational view of the left side thereof; and,

FIG. 5 is an enlarged fragmentary front elevational view thereof.

The dark stippled surface shading represents the recessed portion of the tread grooves, having a depth as best shown in FIG. 2; the broken lines defining the tire sidewall and inner bead and the peripheral boundary between the tire tread and sidewall are for illustrative purposes only and form no part of the claimed design.

**1 Claim, 5 Drawing Sheets**



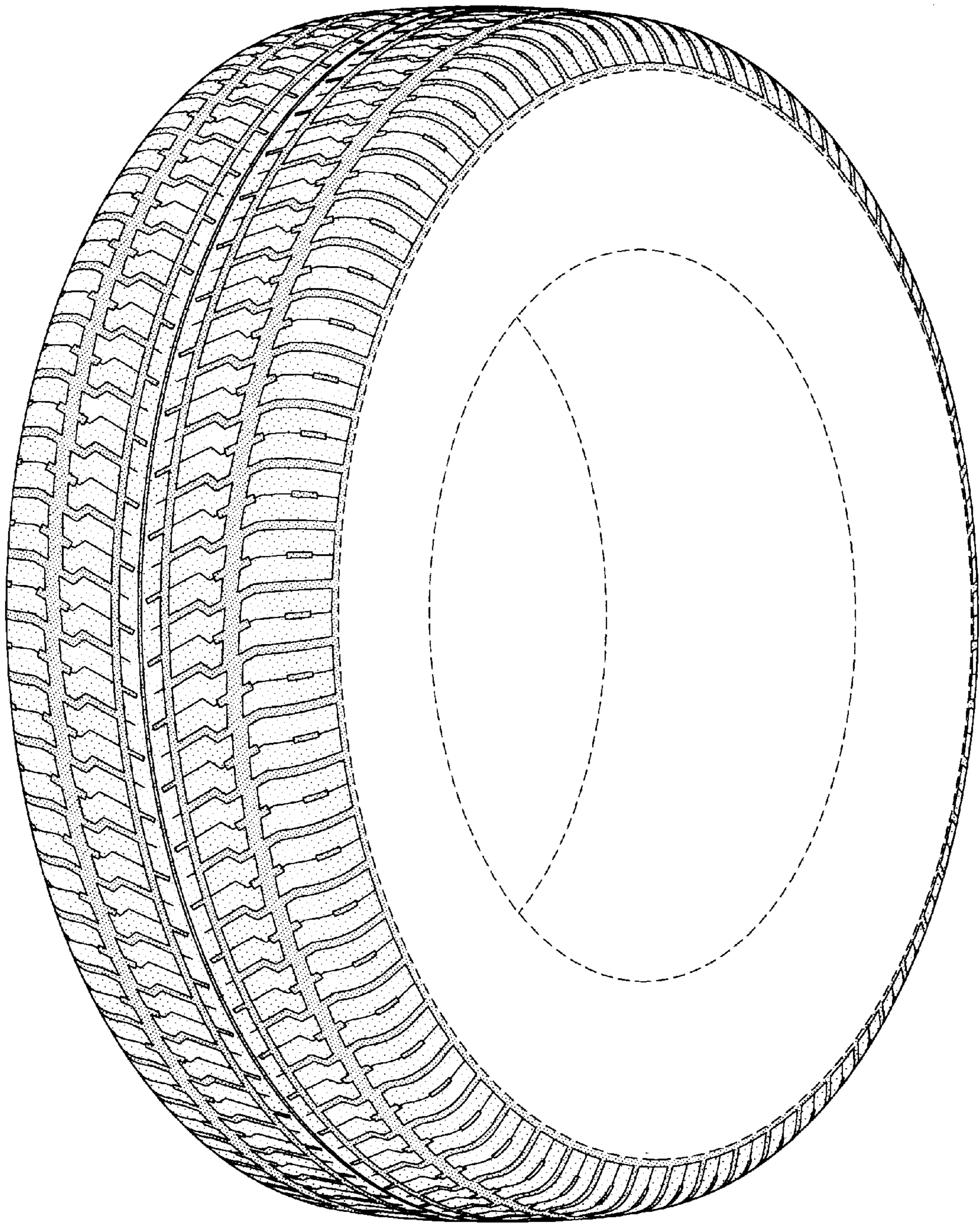


FIG-1

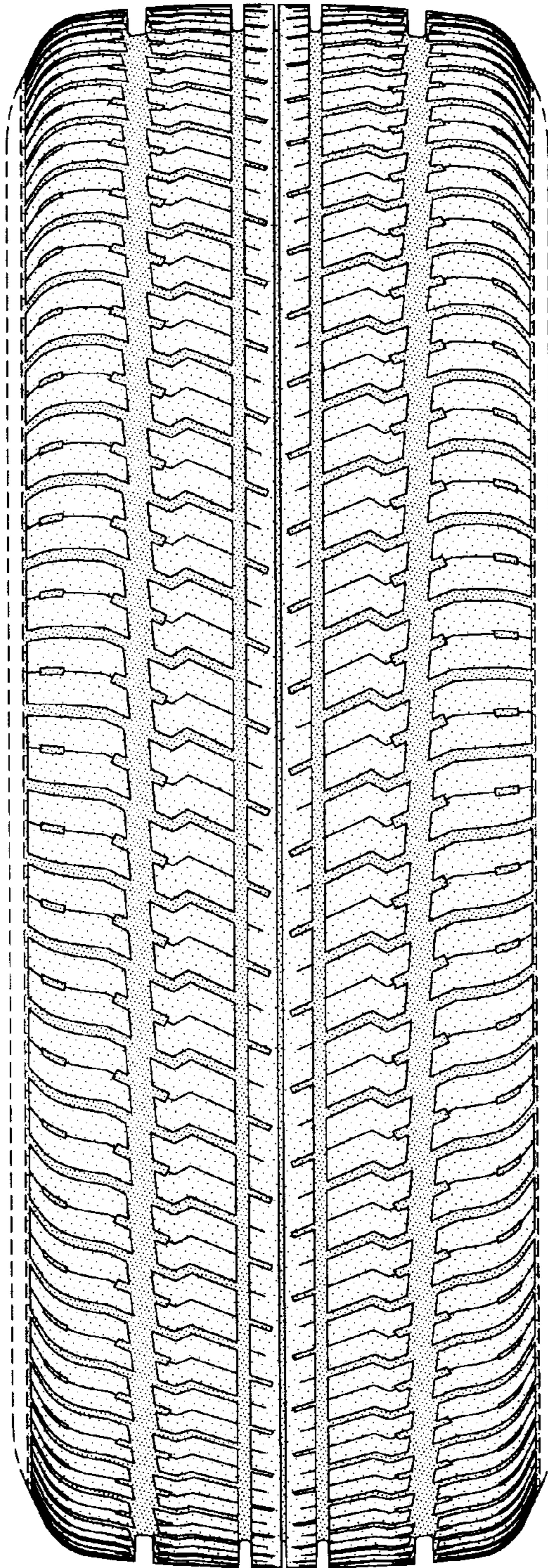


FIG-2

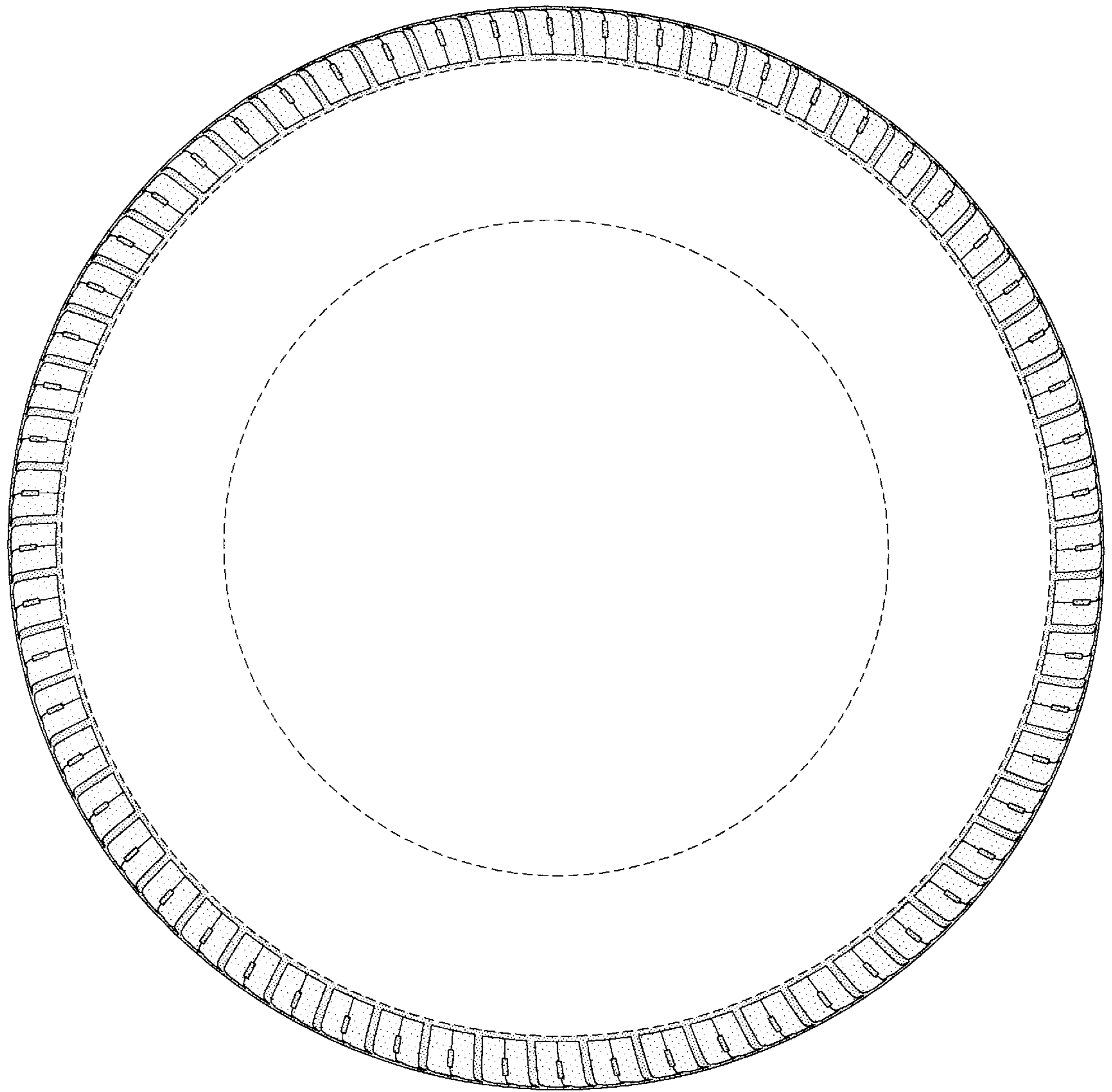


FIG-3

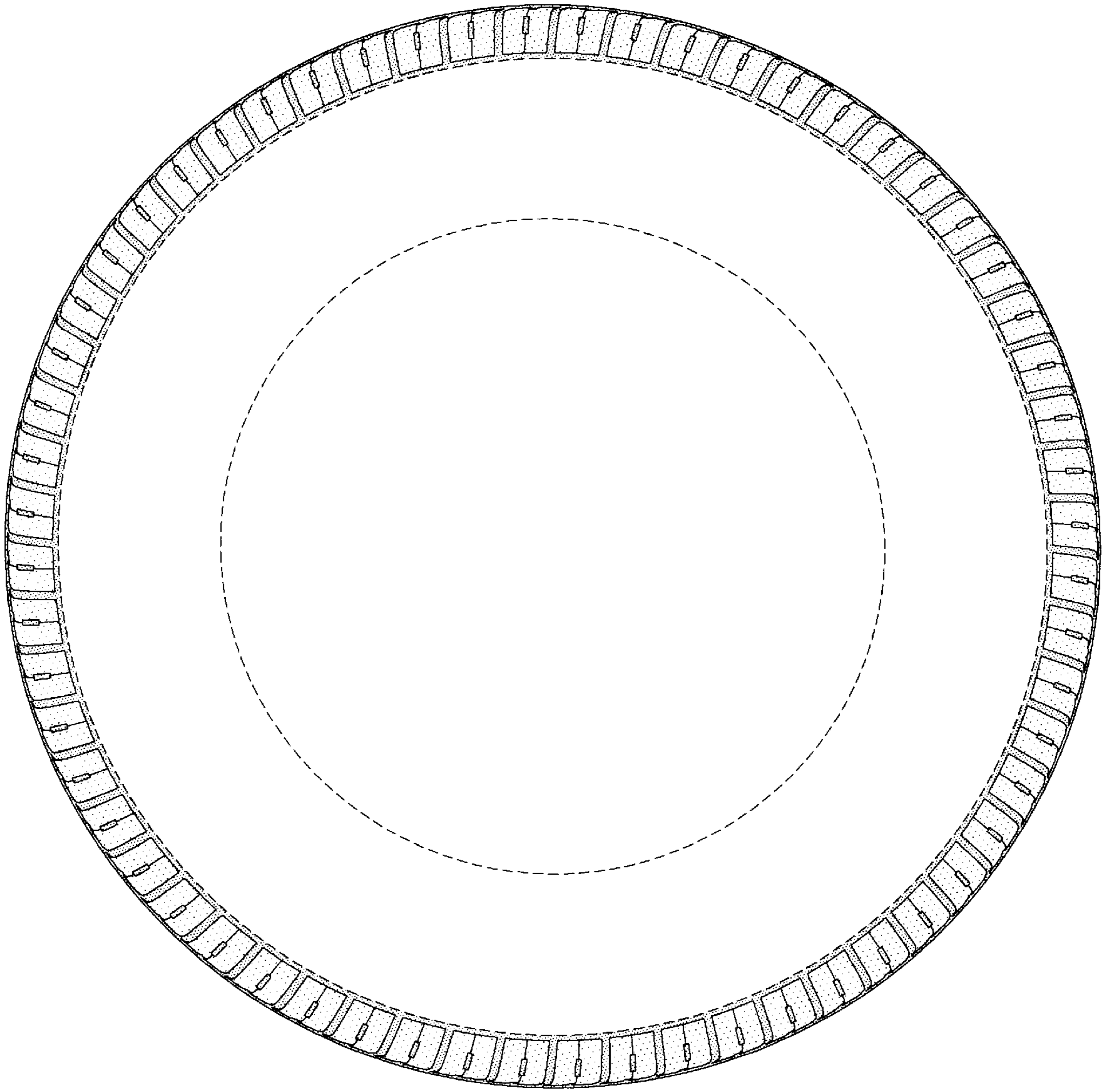


FIG-4

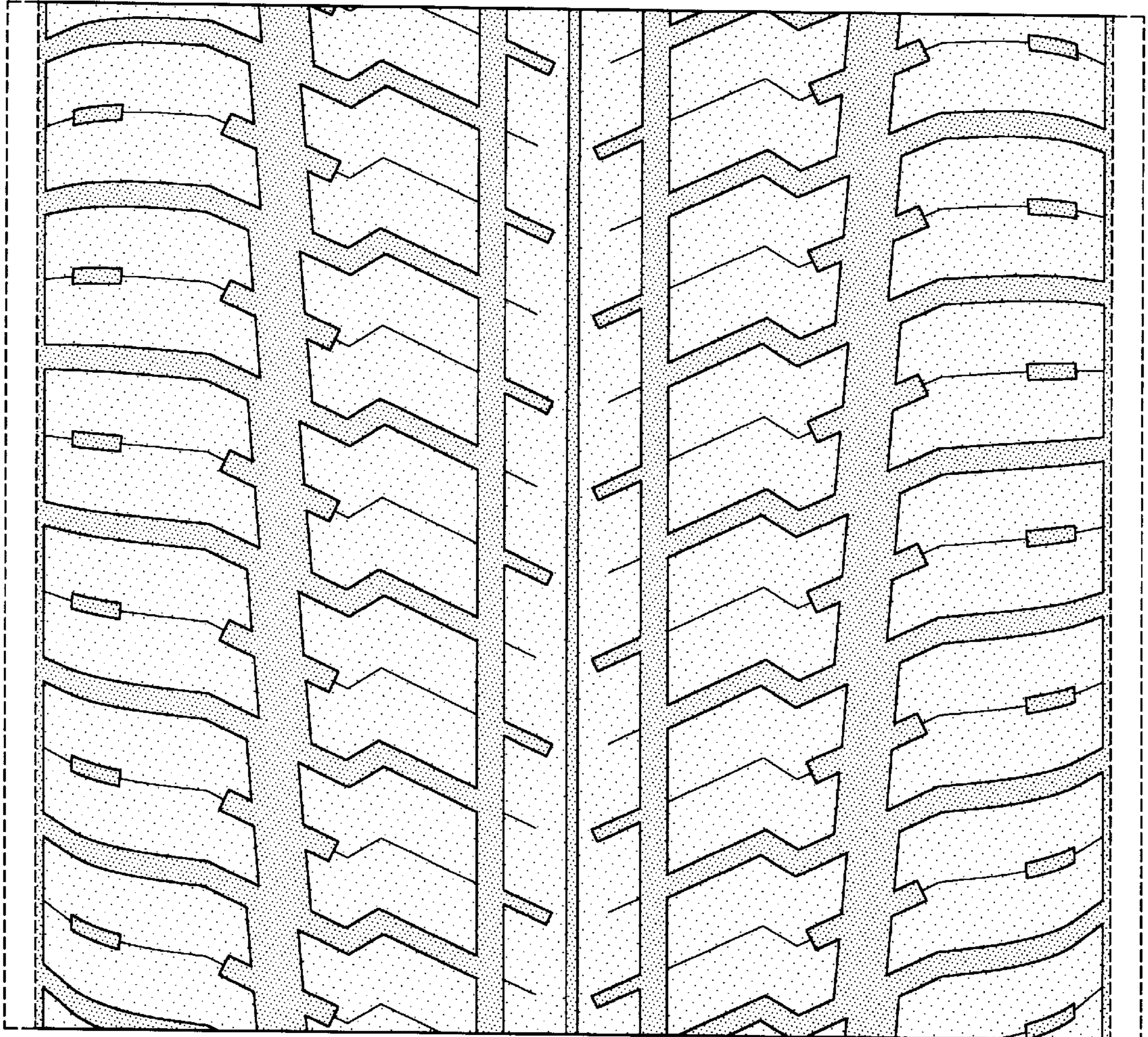


FIG-5