



US00D442116S

(12) **United States Design Patent**  
**Cloud**

(10) **Patent No.:** **US D442,116 S**

(45) **Date of Patent:** **\*\* May 15, 2001**

(54) **DECORATIVE PLAQUE**

(76) **Inventor:** **William W. Cloud**, 3100 Tee La.,  
Knoxville, TN (US) 37918

(\*\*) **Term:** **14 Years**

(21) **Appl. No.:** **29/128,607**

(22) **Filed:** **Aug. 28, 2000**

(51) **LOC (7) Cl.** ..... **11-02**

(52) **U.S. Cl.** ..... **D11/133**

(58) **Field of Search** ..... **D11/131-133;**  
**D6/300-303; 428/913.3**

(56) **References Cited**

**U.S. PATENT DOCUMENTS**

D. 59,365	*	10/1921	Lynch	.....	D11/132
D. 317,679	*	6/1991	LaRochell	.....	D11/133 X
D. 368,052	*	3/1996	Mendez	.....	D11/133
D. 368,653	*	4/1996	Lyons	.....	D11/132 X
D. 369,573	*	5/1996	Sorce	.....	D11/133
D. 431,013	*	9/2000	Evans, Jr.	.....	D11/133

\* cited by examiner

*Primary Examiner*—Dominic Simone  
(74) *Attorney, Agent, or Firm*—Pitts & Brittan,P.C.

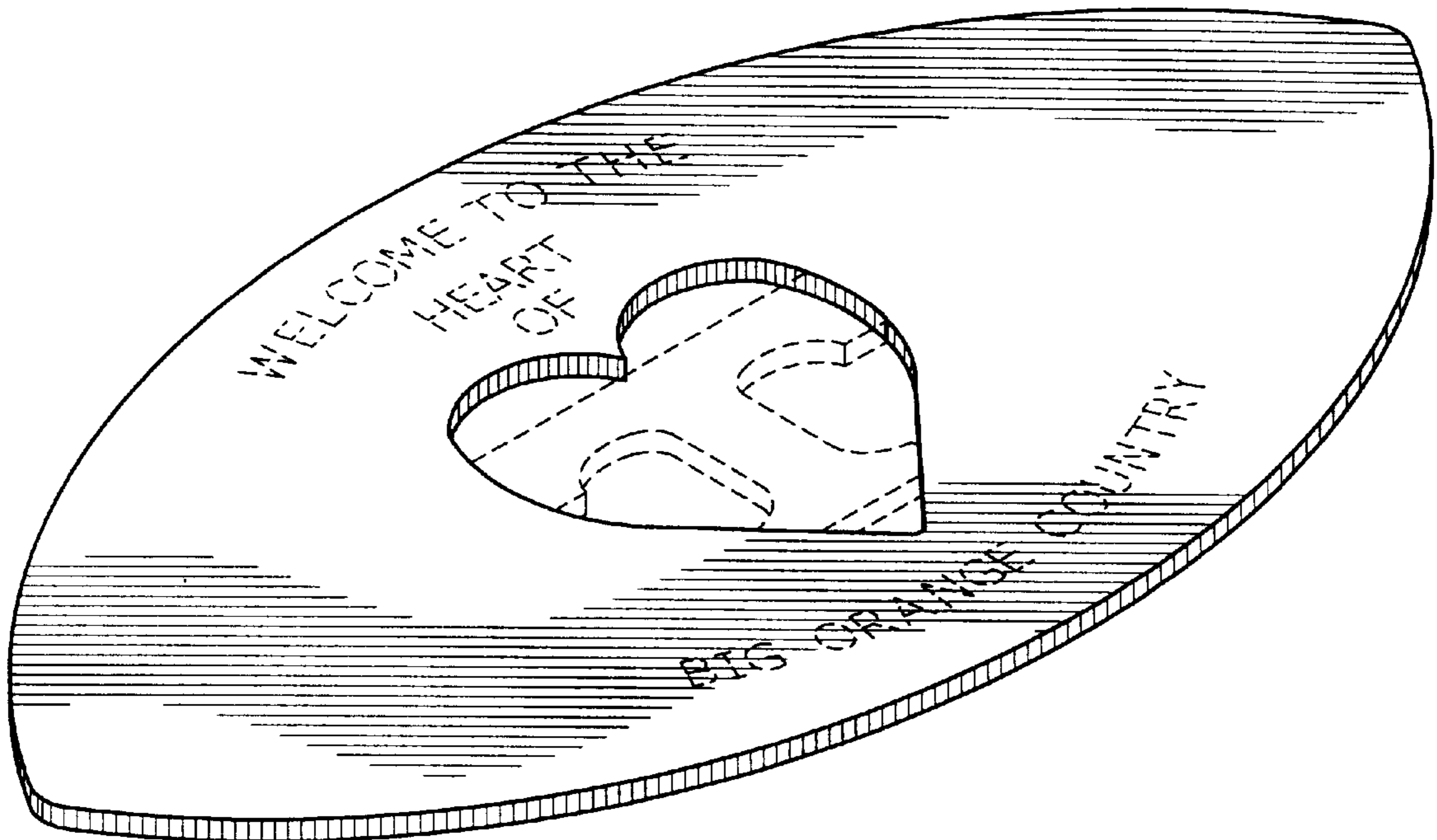
(57) **CLAIM**

The ornamental design of a decorative plaque, as shown and described.

**DESCRIPTION**

FIG. 1 is a left front perspective view thereof;  
FIG. 2 is a front view thereof, the back side thereof being identical;  
FIG. 3 is a right side view thereof, the left side thereof being a mirror image;  
FIG. 4 is a top view thereof, the bottom view thereof being a mirror image; and,  
FIG. 5 is a side view of a further embodiment thereof.  
The broken lines of FIG. 1 are merely illustrative of one embodiment of the environment within which the present design is used.

**1 Claim, 2 Drawing Sheets**



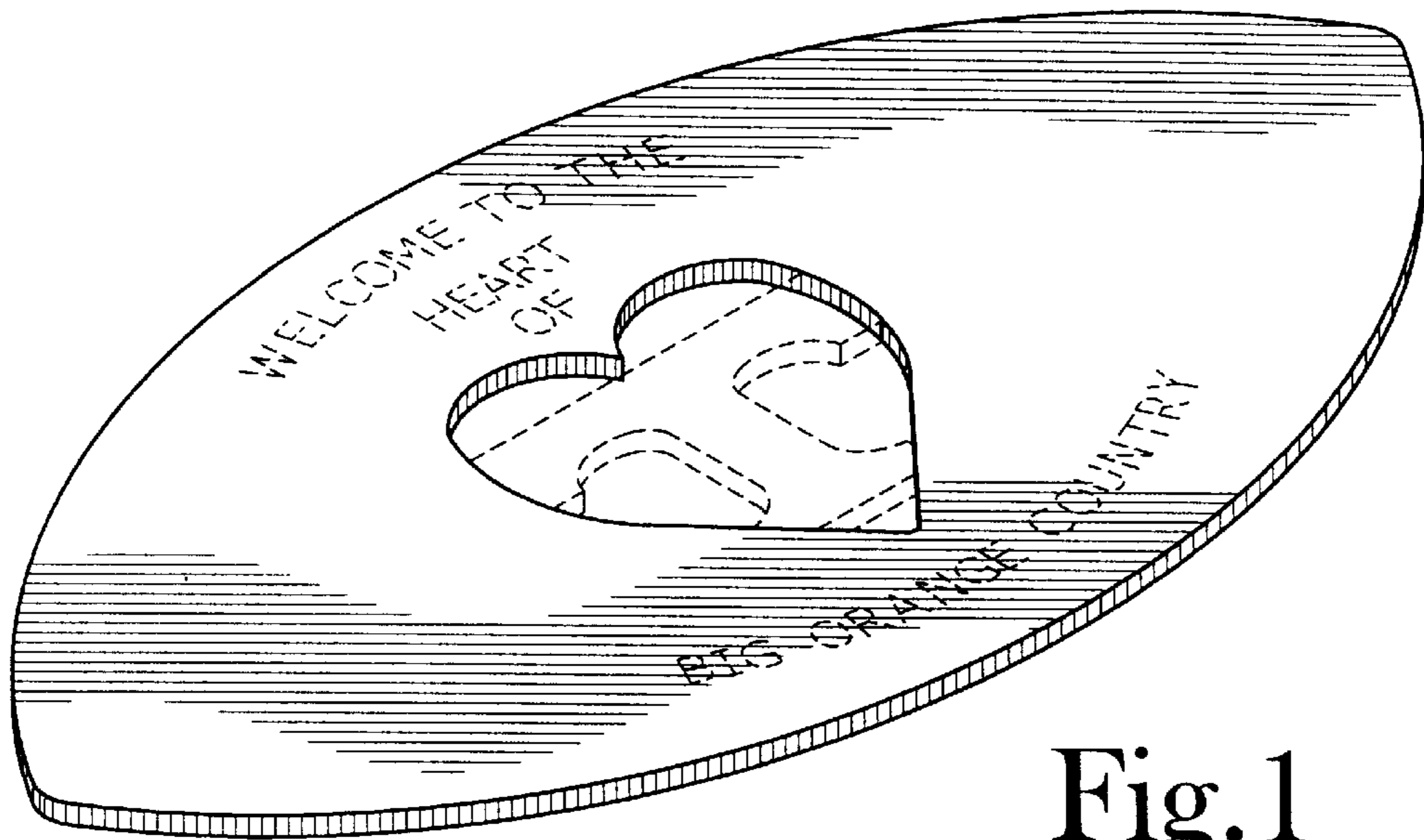


Fig. 1




Fig. 2



Fig.3



Fig.4

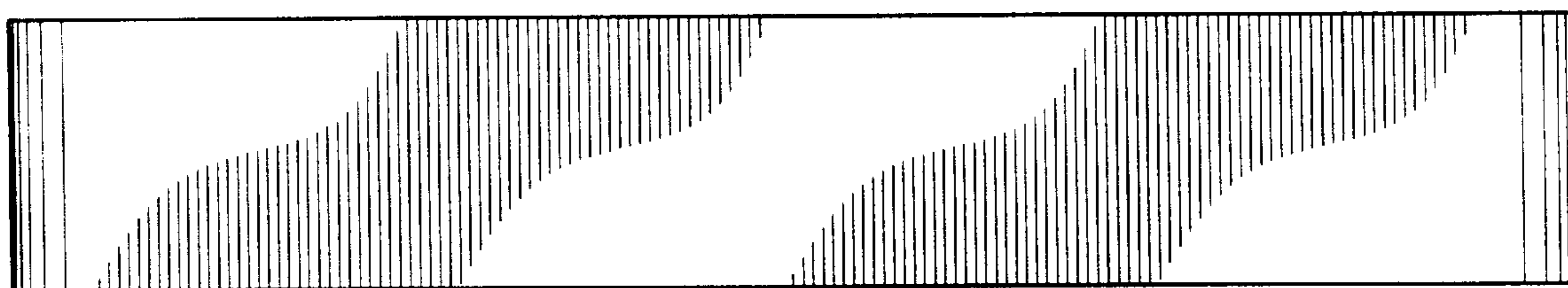


Fig.5