



US00D442110S

(12) **United States Design Patent**
Edmond

(10) **Patent No.:** **US D442,110 S**

(45) **Date of Patent:** **** May 15, 2001**

(54) **PAIR OF EARRINGS**

(76) Inventor: **Avakian Edmond**, P.O. Box 1226, 1211 Geneva 26 (CH)

(**) Term: **14 Years**

(21) Appl. No.: **29/128,918**

(22) Filed: **Sep. 6, 2000**

(30) **Foreign Application Priority Data**

Mar. 6, 2000 (XH) DMA/004 815

(51) **LOC (7) Cl.** **11-01**

(52) **U.S. Cl.** **D11/40**

(58) **Field of Search** D11/26-39, 91-92;
63/15, 15.1, 15.2, 15.3, 15.4, 15.45, 15.5,
15.6, 15.65, 15.7, 15.8, 26-28

(56) **References Cited**

U.S. PATENT DOCUMENTS

D. 320,951 * 10/1991 Bulgari D11/42
D. 353,120 * 12/1994 Pandel D11/42
D. 390,802 * 2/1998 Bulgari D11/42
D. 417,636 * 12/1999 Ambar D11/40
D. 427,540 * 7/2000 Calvani D11/40

OTHER PUBLICATIONS

Platinum Guild International USA; Edition IV, p. 113, WM. Chalson & Co. Inc. earrings (bottom, right corner).
Platinum Guild International USA; Edition VI, 1998; p. 128, M.K.Diamonds Natalie K. Collection earrings (center of pg.).*

Le Vian brochure; Sapphires page (Center, left side of page).*

* cited by examiner

Primary Examiner—Cathy Anne MacCormac

(74) *Attorney, Agent, or Firm*—Sughrue, Mion, Zinn, Macpeak & Seas, PLLC

(57) **CLAIM**

The ornamental design for a pair of earrings, as shown.

DESCRIPTION

FIG. 1 is a perspective view of the front and left side of a pair of earrings showing my new design;

FIG. 2 is a front elevational view thereof;

FIG. 3 is a rear elevational view thereof;




FIG. 4 is a right side elevational view thereof;

FIG. 5 is a top plan view thereof;

FIG. 6 is a left side elevational view thereof; and,

FIG. 7 is a bottom plan view thereof.

1 Claim, 2 Drawing Sheets






FIG. 1




FIG. 2




FIG. 3




FIG. 4

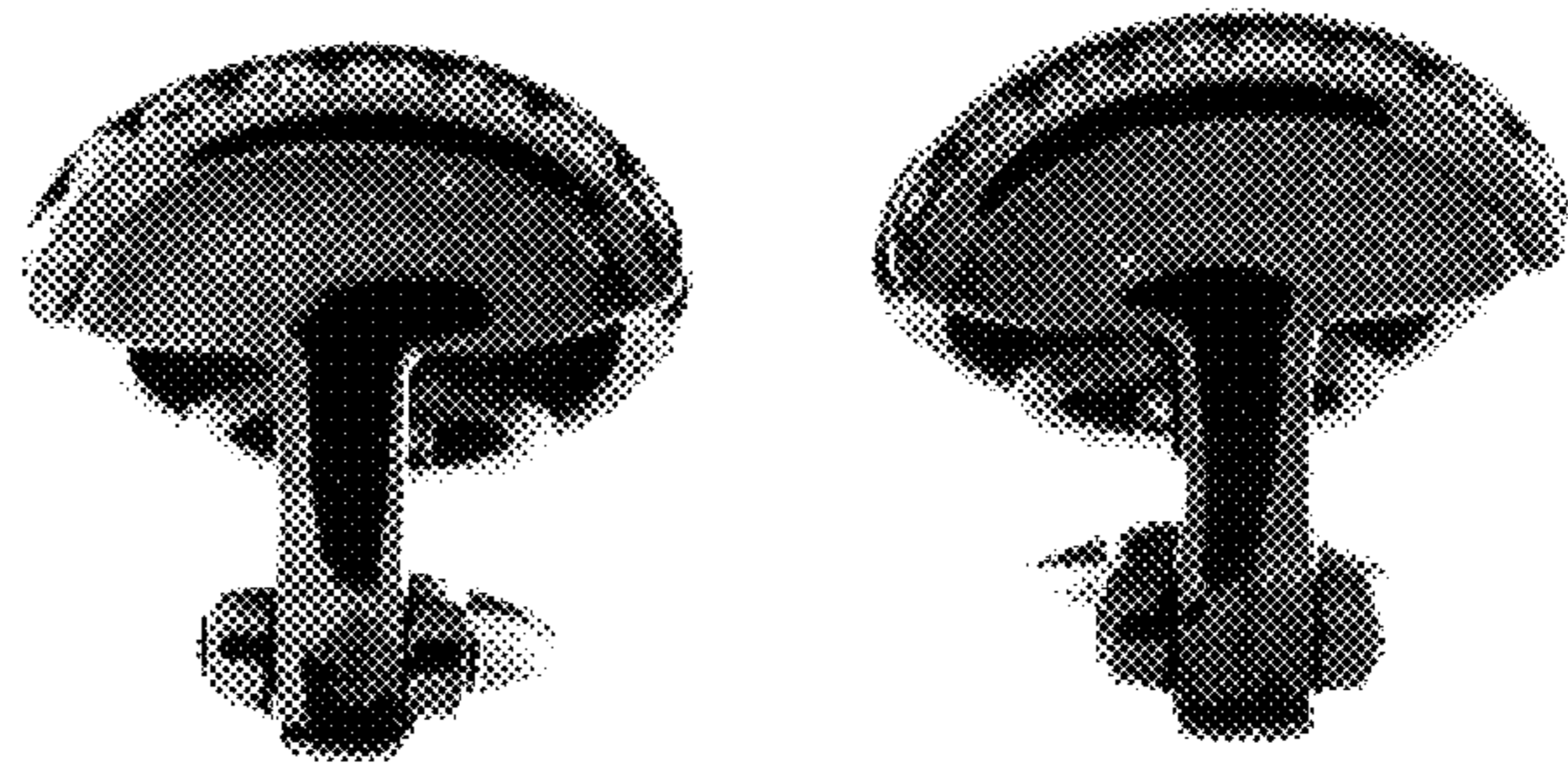


FIG. 5




FIG. 6



FIG. 7