



US00D442106S

(12) **United States Design Patent**
Stein et al.

(10) **Patent No.:** **US D442,106 S**

(45) **Date of Patent:** **** May 15, 2001**

(54) **DIRECTIONAL TRAFFIC SIGNAL LIGHT BAR**

(75) Inventors: **Paul L. Stein**, St. Peters, MO (US);
Robert E. Kreutzer, Jr., Columbia, IL (US);
Timothy B. Murray, St. Louis, MO (US);
Steven J. Muren, Belleville, IL (US)

(73) Assignee: **Code 3, Inc.**, St. Louis, MO (US)

(**) Term: **14 Years**

(21) Appl. No.: **29/123,761**

(22) Filed: **May 24, 2000**

(51) **LOC (7) Cl.** **10-05**

(52) **U.S. Cl.** **D10/114**

(58) **Field of Search** D10/104, 109,
D10/111, 114, 115; 362/61, 80, 80.1, 83,
83.3, 240; D26/28-36

(56) **References Cited**

U.S. PATENT DOCUMENTS

Re. 36,245	*	7/1999	Stanuch et al.	D10/114
D. 200,345		2/1965	Gosswiller	D48/32
D. 212,722		11/1968	Kahn	D72/1
D. 215,117		9/1969	Stahl	D48/32
D. 223,281		4/1972	Fujita et al.	D48/32
D. 246,131		10/1977	Schifrin	D48/32
D. 249,739		9/1978	Moore	D48/32
D. 254,603		4/1980	Gosswiller	D10/114
D. 254,604		4/1980	Gosswiller	D10/114
D. 254,995		5/1980	Alsman	D26/35
D. 267,156		12/1982	Phelps	D10/114
D. 279,927		7/1985	Preisler et al.	D26/35
D. 280,978		10/1985	Gosswiller	D10/114
D. 284,557		7/1986	Ferenc	D10/114
D. 291,870		9/1987	Urbanski et al.	D10/114
D. 309,952		8/1990	Charet et al.	D26/35

D. 311,590	10/1990	VanRiper et al.	D26/35
D. 317,212	5/1991	Fettes et al.	D26/28
D. 324,921	3/1992	Stanuch et al.	D26/35
D. 330,687	11/1992	Stanuch	D10/114
D. 347,078	5/1994	Lyons et al.	D26/35
D. 347,903	6/1994	Paffrath	D26/35
D. 356,169	3/1995	Lyons	D26/28
D. 364,109	11/1995	Stanuch et al.	D10/114
D. 375,180	10/1996	Lyons	D26/28
D. 379,437	5/1997	Flaherty	D10/114
D. 385,368	10/1997	Lyons	D26/28
D. 387,450	12/1997	Lyons	D26/28
D. 390,980	2/1998	Yamamoto	D26/28
D. 399,325	10/1998	Lyons et al.	D26/28
D. 402,577	12/1998	Payne et al.	D10/114
D. 407,168	3/1999	Arakelian	D26/28
D. 415,296	10/1999	Gavin	D26/28
D. 417,298	11/1999	Paffrath et al.	D26/28
D. 432,444	* 10/2000	Sasaki et al.	D10/114

* cited by examiner

Primary Examiner—Marcus A. Jackson

(74) *Attorney, Agent, or Firm*—Senniger, Powers, Leavitt & Roedel

(57) **CLAIM**

The ornamental design for a directional traffic signal light bar, as shown and described.

DESCRIPTION

FIG. 1 is a front elevational view of one preferred embodiment of a directional traffic signal light bar incorporating our new design;
FIG. 2 is a rear elevation view thereof;
FIG. 3 is a top plan view thereof;
FIG. 4 is a bottom plan view thereof;
FIG. 5 is a left side elevational view thereof;
FIG. 6 is a right side elevational view thereof; and,
FIG. 7 is a front, top and right side perspective view thereof.

1 Claim, 3 Drawing Sheets

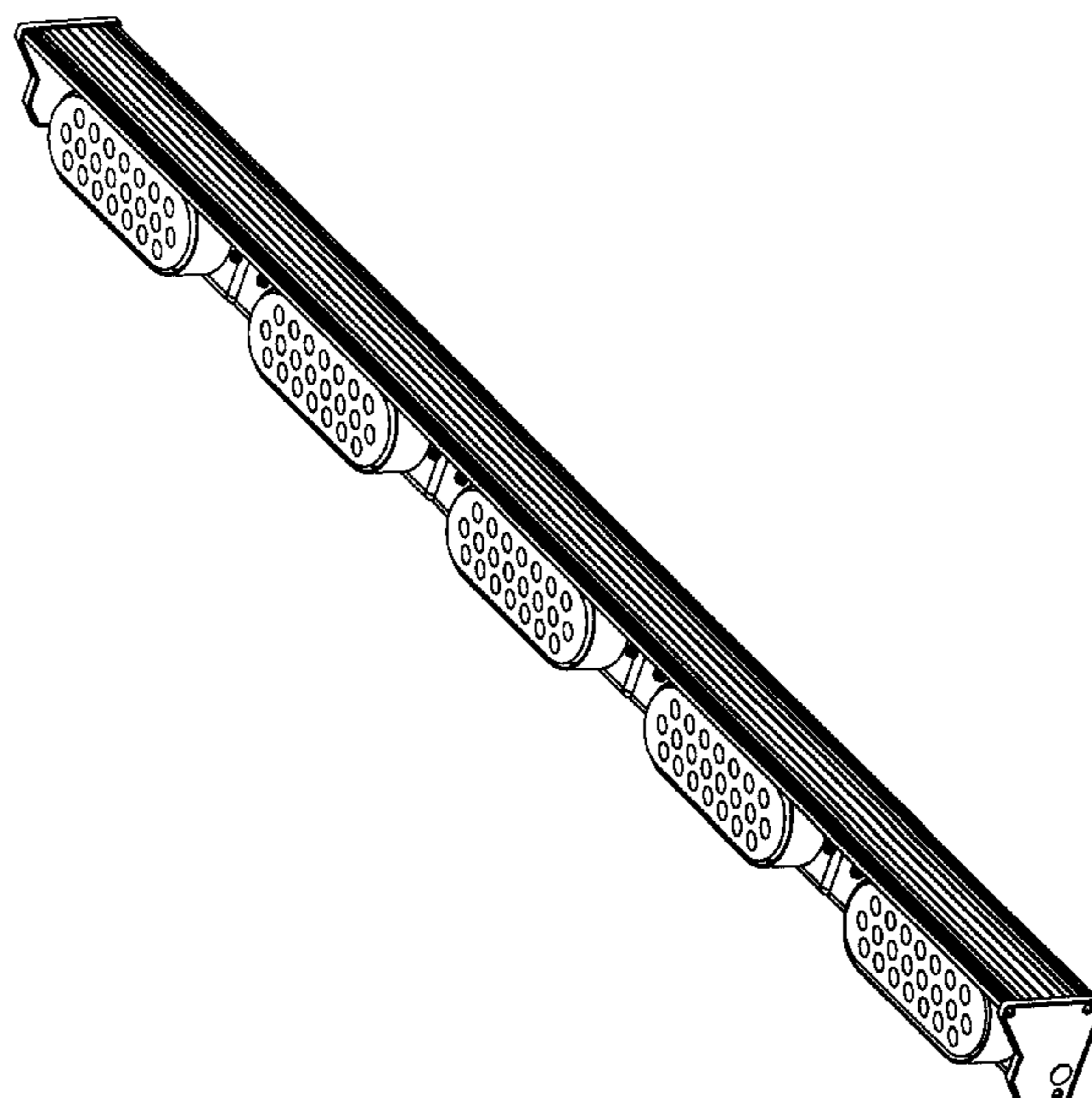


FIG. 1

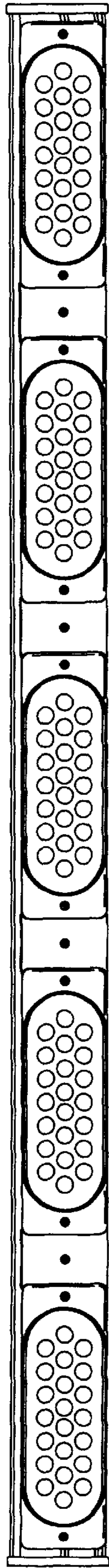


FIG. 2



FIG. 3




FIG. 4

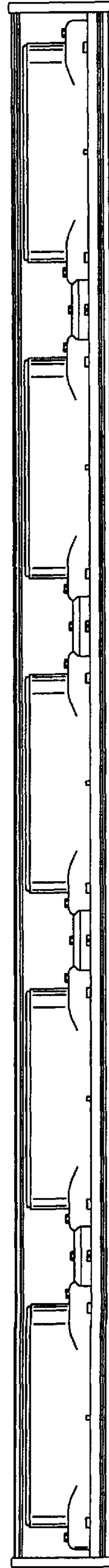


FIG. 5

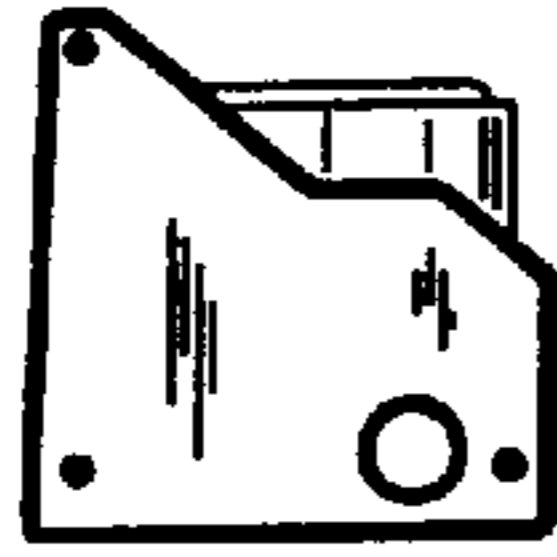


FIG. 6

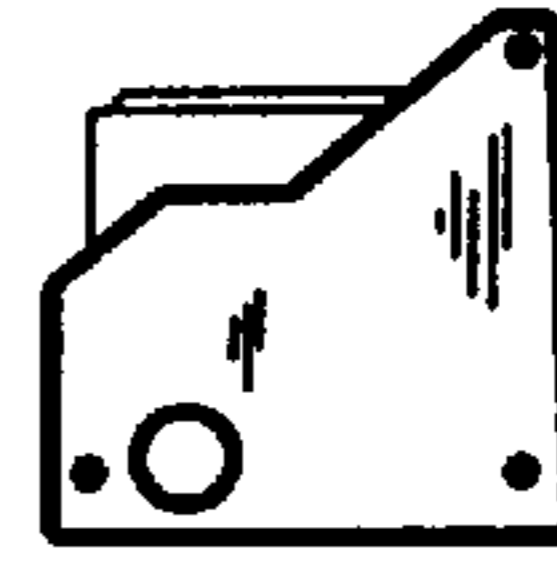


FIG. 7

