



US00D442092S

(12) **United States Design Patent**
Liao

(10) **Patent No.:** **US D442,092 S**

(45) **Date of Patent:** **** May 15, 2001**

(54) **MODERN CLOCK**

(76) **Inventor:** **Steven Liao**, Room No. 6G14, No. 5,
Hsinyi Rd., Sec. 5, Taipei (TW)

(**) **Term:** **14 Years**

(21) **Appl. No.:** **29/129,790**

(22) **Filed:** **Sep. 22, 2000**

(51) **LOC (7) Cl.** **10-01**

(52) **U.S. Cl.** **D10/22**

(58) **Field of Search** D10/1-40, 122-132;
368/10, 37, 220, 276, 277, 294, 285, 316-317

(56) **References Cited**

U.S. PATENT DOCUMENTS

D. 41,725	*	8/1911	Kern	D10/19
D. 114,262	*	4/1939	Dreyfuss	D10/23
D. 116,062	*	8/1939	Stern	D10/22
D. 270,523	*	9/1983	Mox	D10/22
D. 316,374	*	4/1991	Esslinger et al.	D10/28
D. 359,913	*	7/1995	Wilson	D10/21
D. 359,914	*	7/1995	Wilson	D10/22

D. 369,750	*	5/1996	Riley	D10/30
D. 376,983	*	12/1996	Dieu	D10/22
D. 397,943	*	9/1998	Levinger	D10/18
3,452,538	*	7/1969	Frey	368/294

* cited by examiner

Primary Examiner—Jeffrey Asch

(74) *Attorney, Agent, or Firm*—Rosenberg, Klein & Lee

(57) **CLAIM**

The ornamental design for a “modern clock”, as shown and described.

DESCRIPTION

FIG. 1 is The perspective view of a “modern clock” showing my new design;

FIG. 2 is The front view thereof;

FIG. 3 is The rear view thereof;

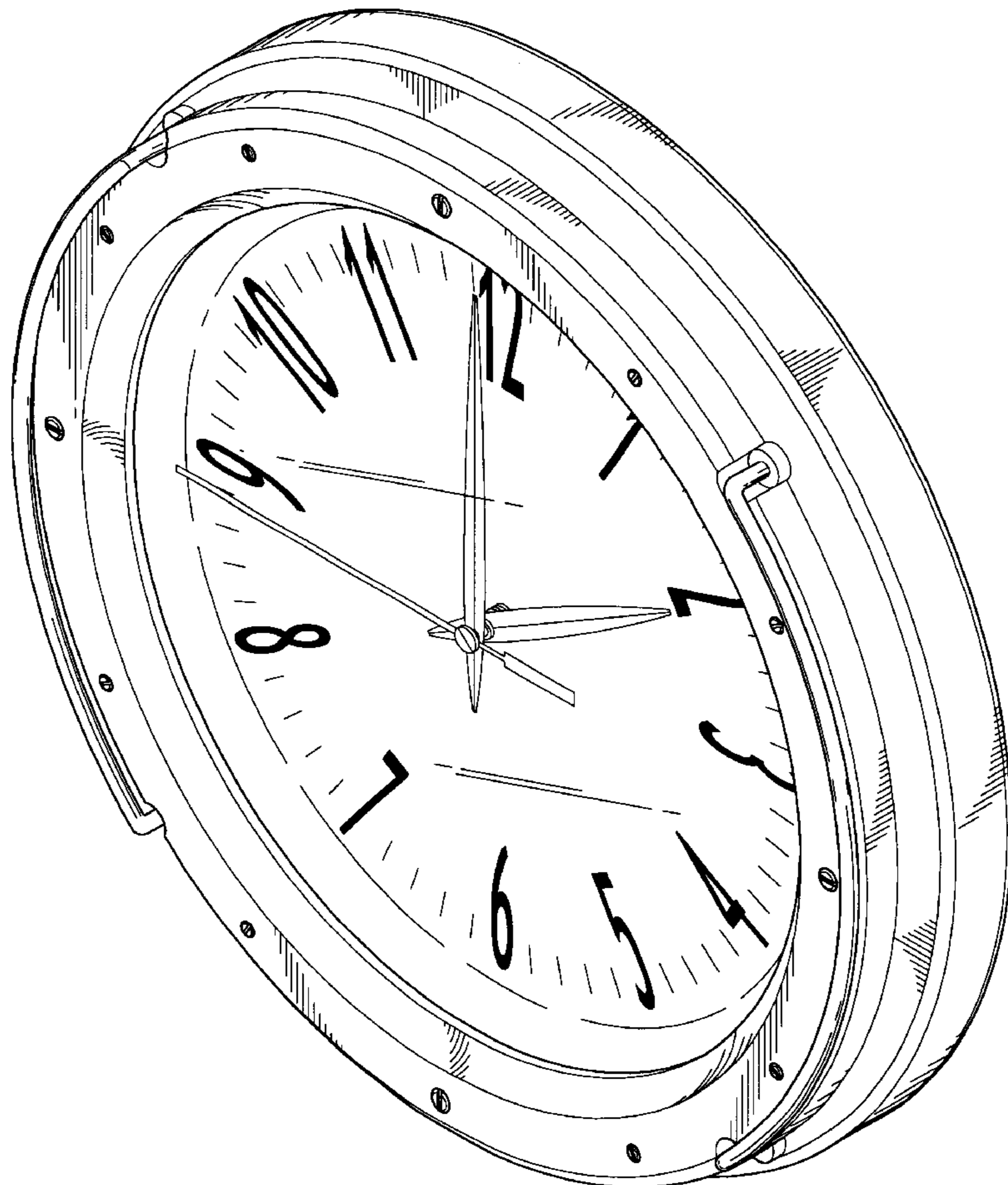
FIG. 4 is The left side view thereof;

FIG. 5 is The right side view thereof;

FIG. 6 is The top view thereof; and,

FIG. 7 is The bottom view thereof.

1 Claim, 5 Drawing Sheets






FIG. 1




FIG. 2

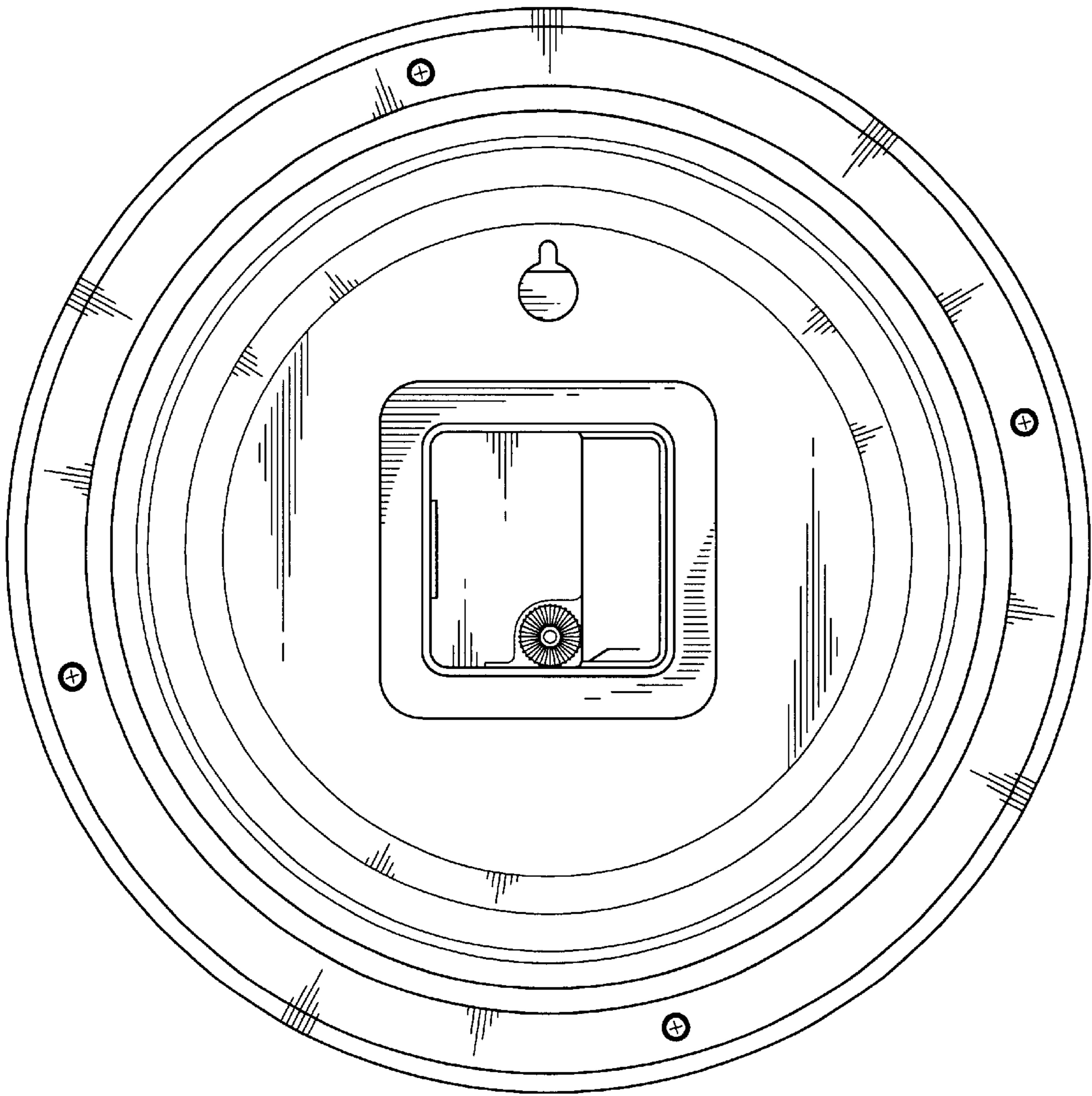


FIG. 3

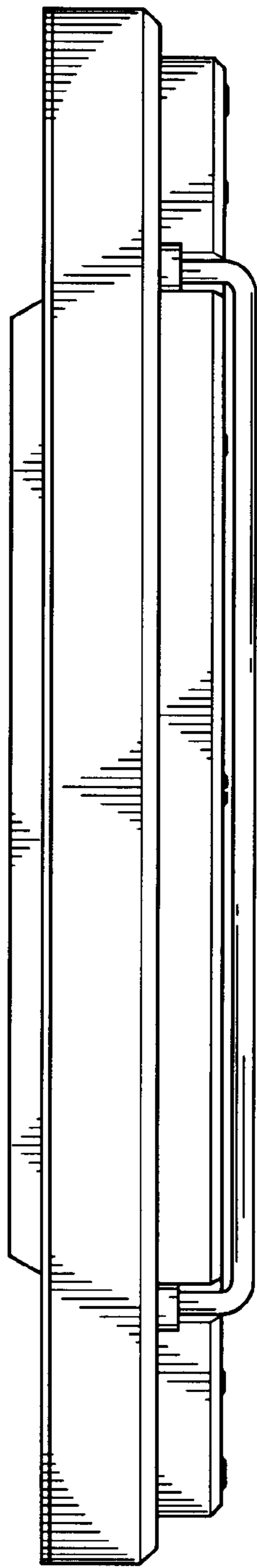


FIG. 4

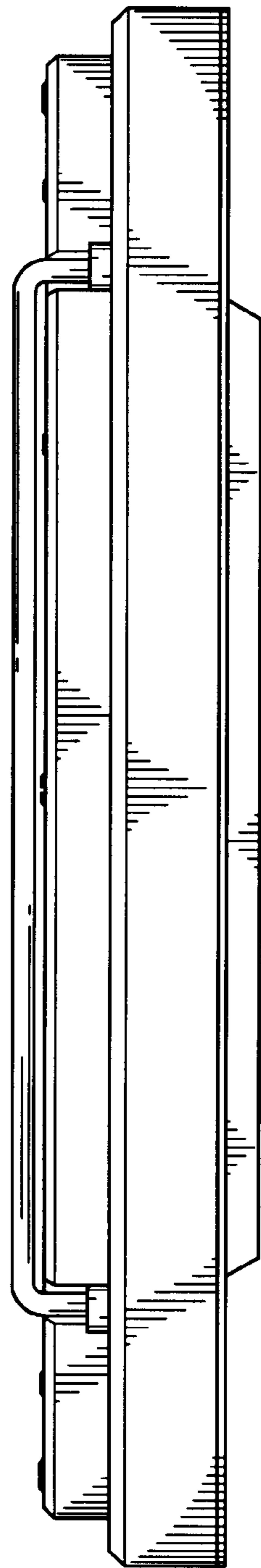


FIG. 5

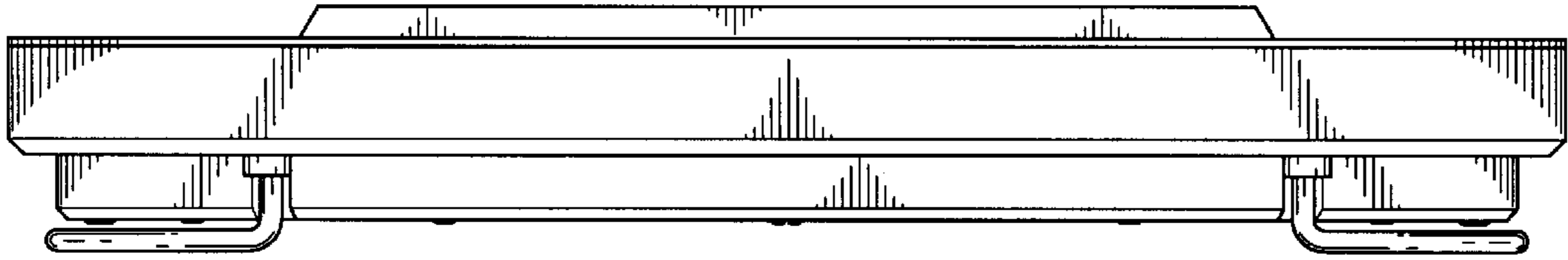


FIG. 6

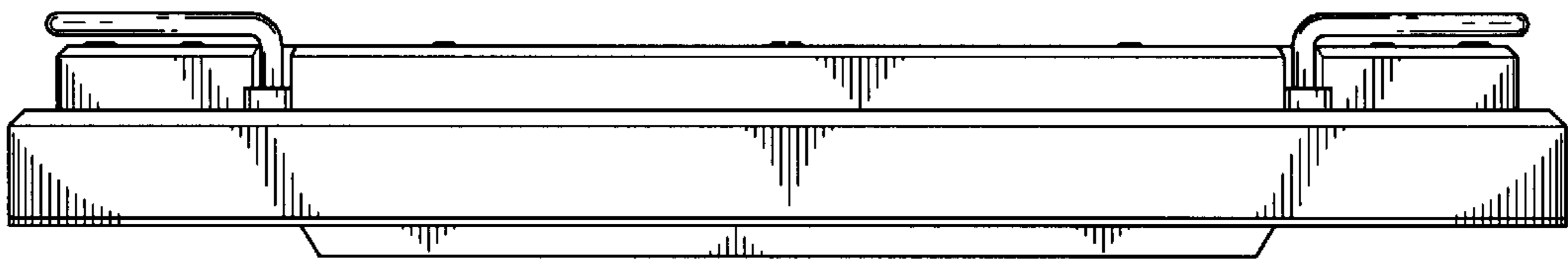


FIG. 7