



US00D442085S

(12) **United States Design Patent**
Bozlee

(10) **Patent No.:** **US D442,085 S**

(45) **Date of Patent:** **** May 15, 2001**

(54) **HANDLE**

(75) **Inventor:** **Martin R. Bozlee, San Diego, CA (US)**

(73) **Assignee:** **Grabb-It, Inc., Oceanside, CA (US)**

(**) **Term:** **14 Years**

(21) **Appl. No.:** **29/119,014**

(22) **Filed:** **Feb. 22, 2000**

(51) **LOC (7) Cl.** **09-07**

(52) **U.S. Cl.** **D9/434**

(58) **Field of Search** D7/622; D8/300,
D8/303; D9/344, 434, 499; D34/28; 16/110.1,
111.1, 406, 422; 248/95; 294/12, 137, 158,
159, 170, 171; 383/6, 13

(56) **References Cited**

U.S. PATENT DOCUMENTS

D. 227,660	*	7/1973	Konno	294/171
D. 239,919	*	5/1976	Wilson	D9/434
D. 307,712	*	5/1990	Ralls et al.	D9/344
D. 325,156	*	4/1992	Sweeny	D9/434
D. 380,382	*	7/1997	Rhone et al.	D9/434
D. 395,602	*	6/1998	Sakko	D9/434
2,501,037	*	3/1950	Fox	294/158
2,796,210	*	6/1957	Phillips	294/159
4,796,940		1/1989	Rimland	294/171
4,982,989	*	1/1991	Sweeny	294/171
5,005,891		4/1991	Lunsford	294/171
5,658,029		8/1997	Franko	294/171
5,775,757	*	7/1998	Tipp	294/171

5,803,522	9/1998	Lisbon	294/171	
5,865,494	*	2/1999	Tipp	294/171
5,881,432	3/1999	Good	16/114	
5,992,803	11/1999	LeRoux	248/100	
5,996,180	12/1999	Eisenzopf	16/406	

* cited by examiner

Primary Examiner—Robert M. Spear

(74) *Attorney, Agent, or Firm*—Kilpatrick Stockton LLP;
John S. Pratt, Esq.; Kyle M. Globerman, Esq.

(57) **CLAIM**

The ornamental design for a handle, as shown and described.

DESCRIPTION

FIG. 1 is a perspective view of my new design of the handle shown in a folded condition.

FIG. 2 is the front view of the handle of FIG. 1 shown in an open condition, the rear view being the same.

FIG. 3 is the right side view of the handle of FIG. 2, the left side view being the same.

FIG. 4 is the top view of the handle of FIG. 2, the bottom view being the same.

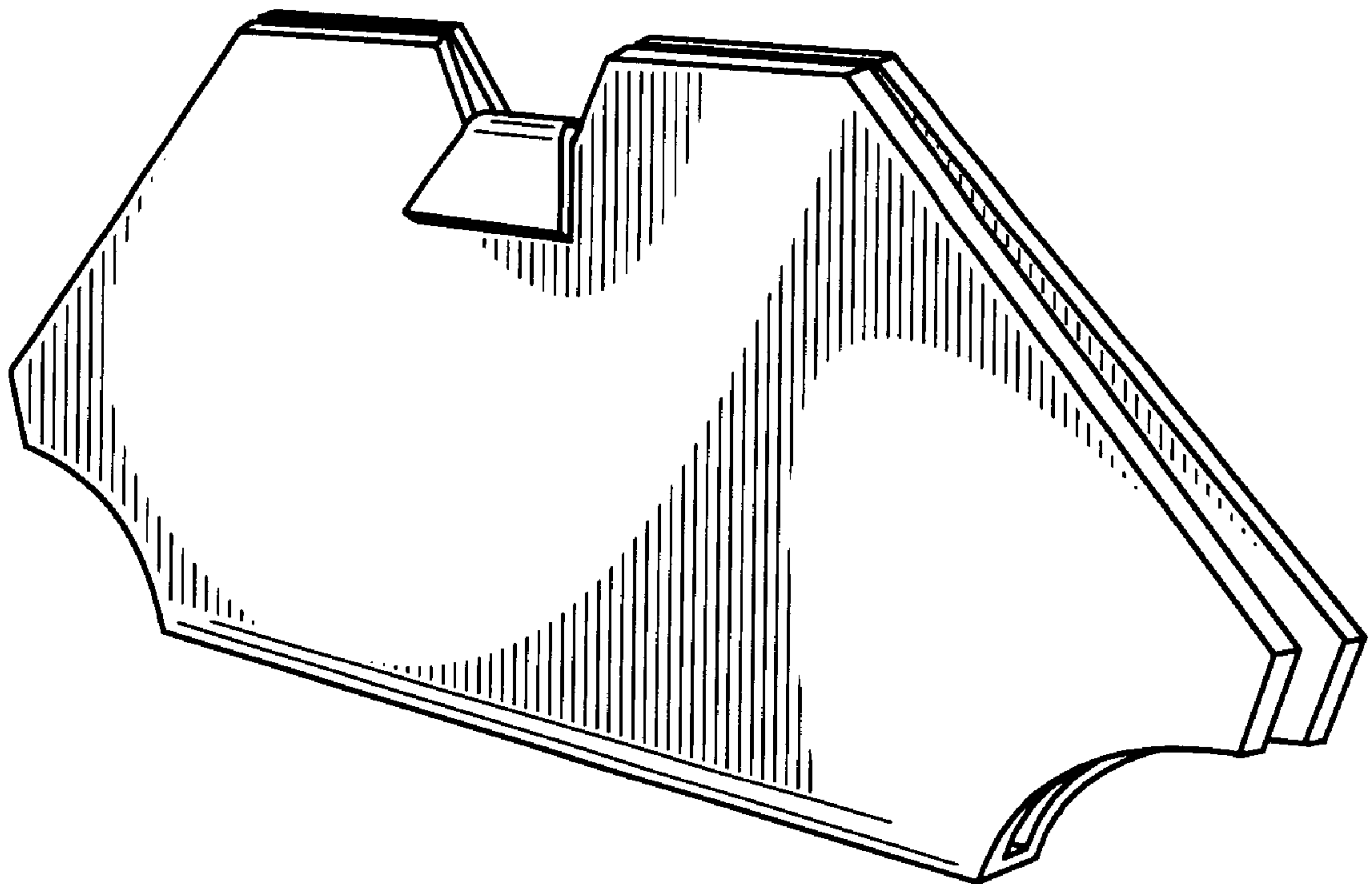
FIG. 5 is a perspective view of my new design of the handle shown in a folded condition in an alternate embodiment.

FIG. 6 is the front view of the handle of FIG. 5 shown in an open condition, the rear view being the same.

FIG. 7 is the right side view of the handle of FIG. 6, the left side view being the same; and,

FIG. 8 is the top view of the handle of FIG. 6, the bottom view being the same.

1 Claim, 2 Drawing Sheets



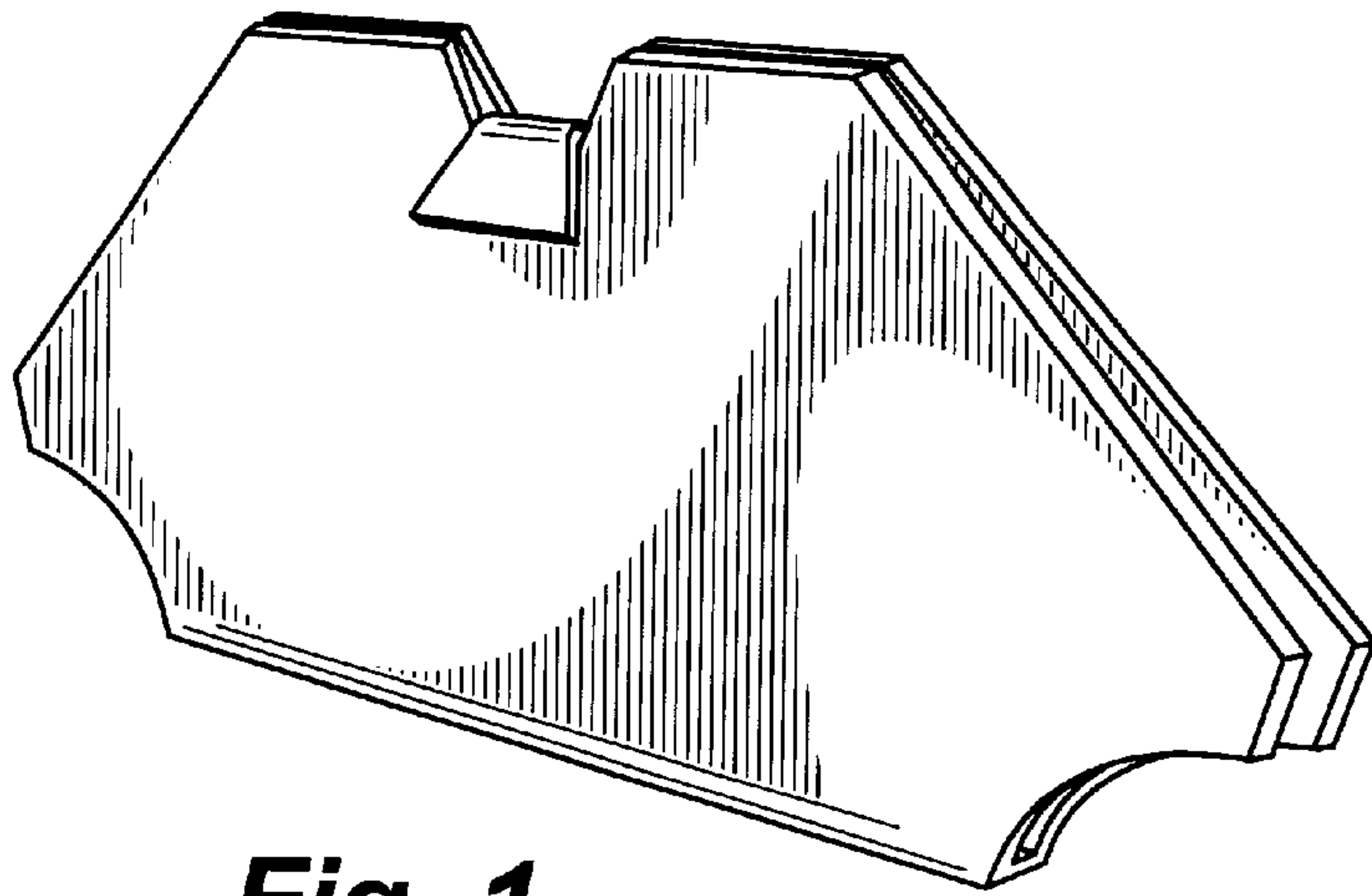


Fig. 1




Fig. 2



Fig. 3

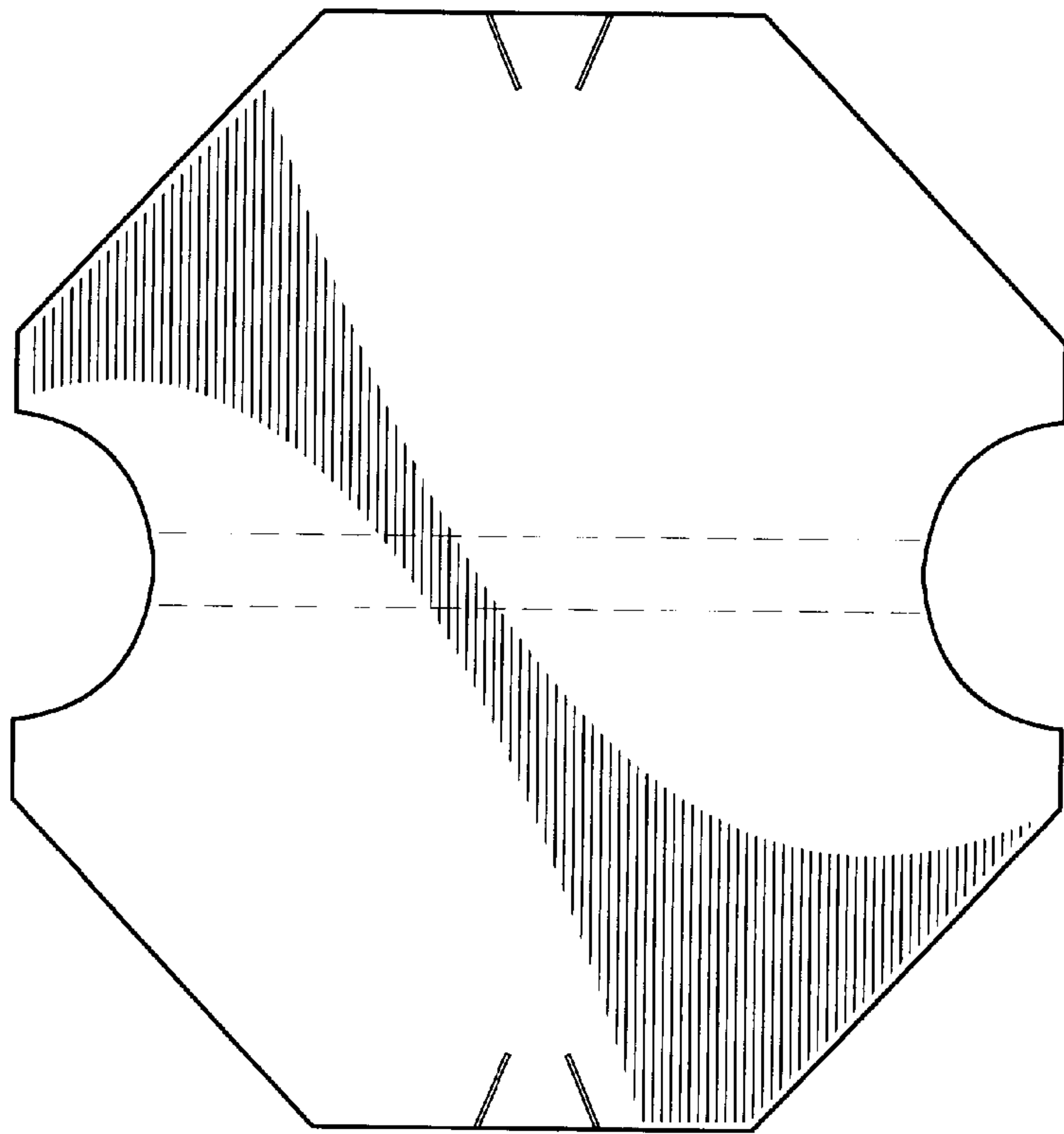


Fig. 4

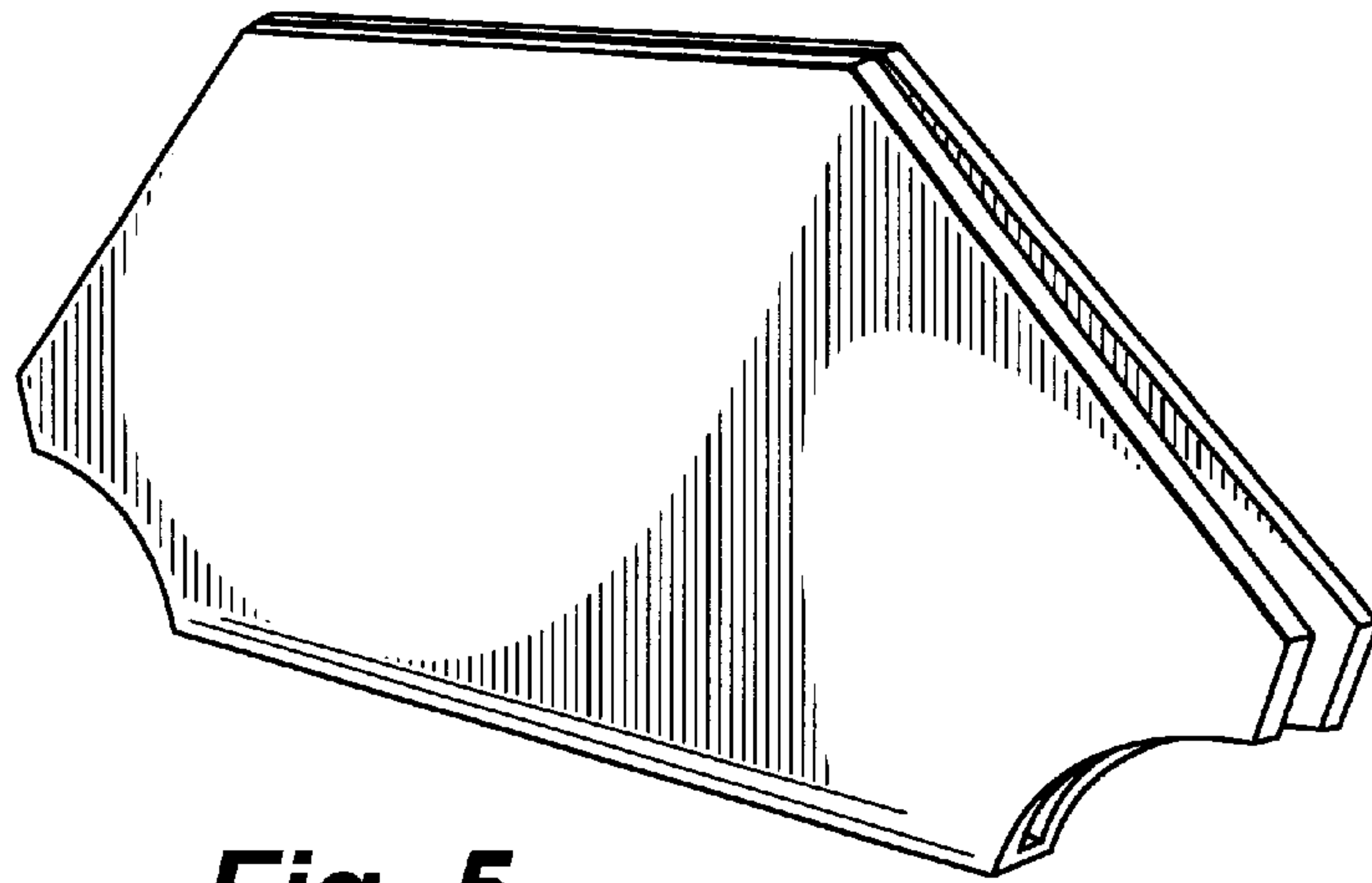


Fig. 5



Fig. 6



Fig. 7

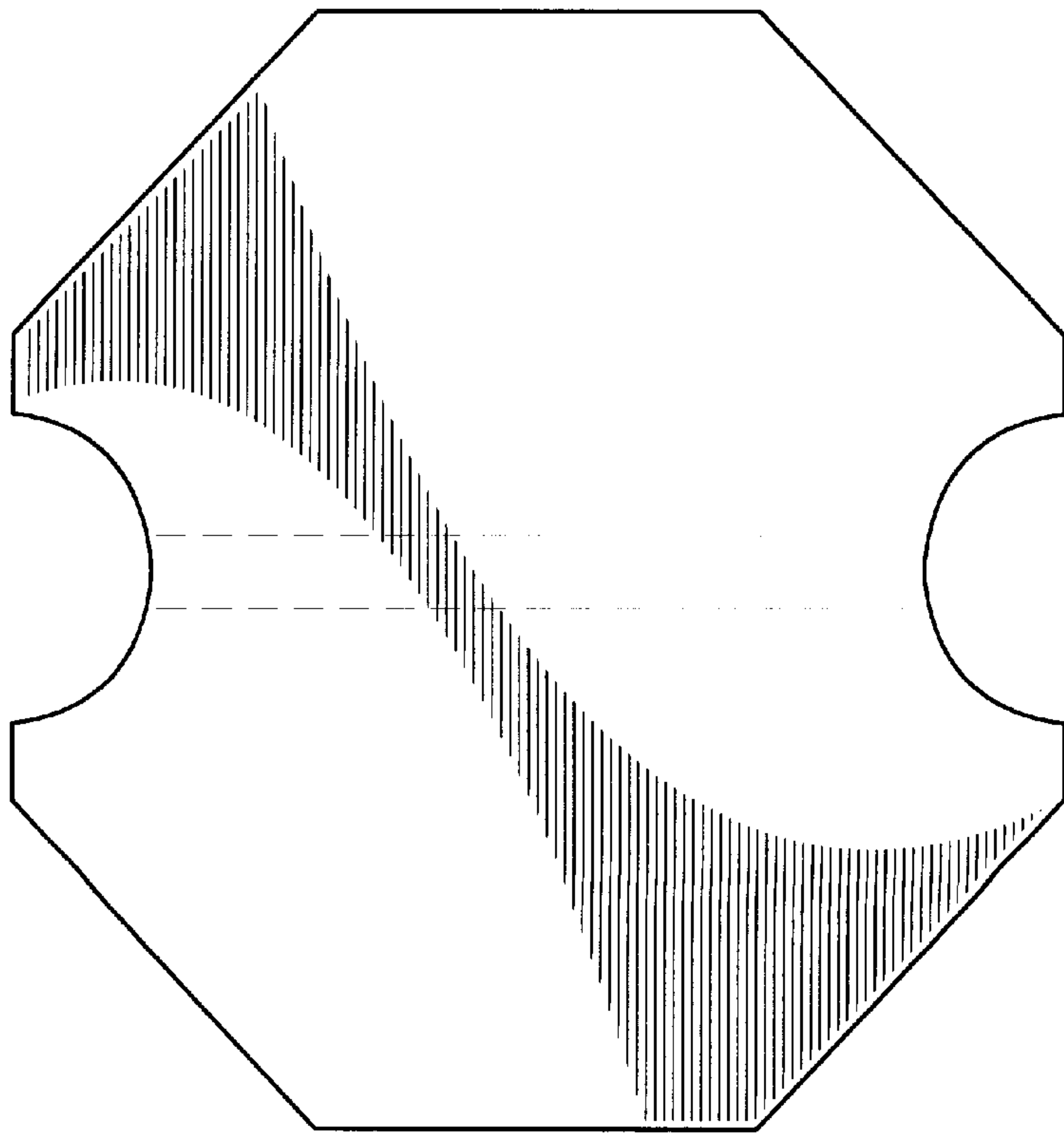


Fig. 8