



US00D442075S

(12) **United States Design Patent**
Lay et al.

(10) **Patent No.:** **US D442,075 S**

(45) **Date of Patent:** **** May 15, 2001**

(54) **DECK RAIL HOOK**

3,722,164 * 3/1973 Schmidgall 52/684
5,181,363 * 1/1993 Leach et al. 52/685

(75) Inventors: **Daniel S. Lay; Joseph M. Franz**, both
of Des Moines, IA (US)

* cited by examiner

(73) Assignee: **Captain Hook Industries**, Des Moines,
IA (US)

Primary Examiner—Holly Baynham
(74) *Attorney, Agent, or Firm*—Zarley, McKee, Thomte,
Voorhees & Sease

(**) Term: **14 Years**

(21) Appl. No.: **29/117,712**

(57) **CLAIM**

(22) Filed: **Jan. 28, 2000**

The ornamental design for a deck rail hook, as shown and
described.

Related U.S. Application Data

DESCRIPTION

(62) Division of application No. 29/098,168, filed on Dec. 22,
1998

(60) Provisional application No. 60/068,819, filed on Dec. 24,
1997.

FIG. 1 is a perspective view of a deck rail hook showing our
new design;

(51) **LOC (7) Cl.** **08-05**

(52) **U.S. Cl.** **D8/370**

FIG. 2 is a top plan view of FIG. 1;

(58) **Field of Search** D8/367, 370; 248/302,
248/303, 339; 52/685, 719, 715

FIG. 3 is an end view thereof as seen from the top of FIG.
1; and,


FIG. 4 is a side elevational view as seen from the righthand
side of FIG. 1.

(56) **References Cited**

U.S. PATENT DOCUMENTS

1,498,595 * 6/1924 Wedmore 52/719

1 Claim, 2 Drawing Sheets






Fig. 1




Fig. 2

