



US00D442074S

(12) **United States Design Patent**  
**Harvey**

(10) **Patent No.:** **US D442,074 S**

(45) **Date of Patent:** **\*\* May 15, 2001**

(54) **CURTAIN RING**

(75) **Inventor:** **William Harvey, Brooklyn, NY (US)**

(73) **Assignee:** **Umbra, Inc., Buffalo, NY (US)**

(\*\*) **Term:** **14 Years**

(21) **Appl. No.:** **29/135,477**

(22) **Filed:** **Jan. 12, 2001**

(51) **LOC (7) Cl.** ..... **07-05**

(52) **U.S. Cl.** ..... **D8/368**

(58) **Field of Search** ..... D8/367, 371, 373,  
D8/368; D6/323, 546; D7/633; 248/215,  
301, 304, 339; 16/87.8; 160/349.2, 349.1,  
348, 388; 24/265 H, 265 R, 599.1, 599.8;  
294/82.18; D11/3, 6, 17

(56) **References Cited**

**U.S. PATENT DOCUMENTS**

- D. 344,687 \* 3/1994 Nikolai ..... D11/6
- D. 366,206 \* 1/1996 Hogan, Jr. et al. .... D8/367

- D. 406,784 \* 3/1999 Thompson ..... D11/3
- 2,226,502 \* 12/1940 Platt ..... 160/349.2
- 5,339,618 \* 8/1994 Sawyer ..... 362/404
- 5,996,675 \* 12/1999 Sturgis ..... 160/349.2

\* cited by examiner

*Primary Examiner*—Pamela Burgess

(74) *Attorney, Agent, or Firm*—SAIDMAN DesignLaw Group


(57) **CLAIM**

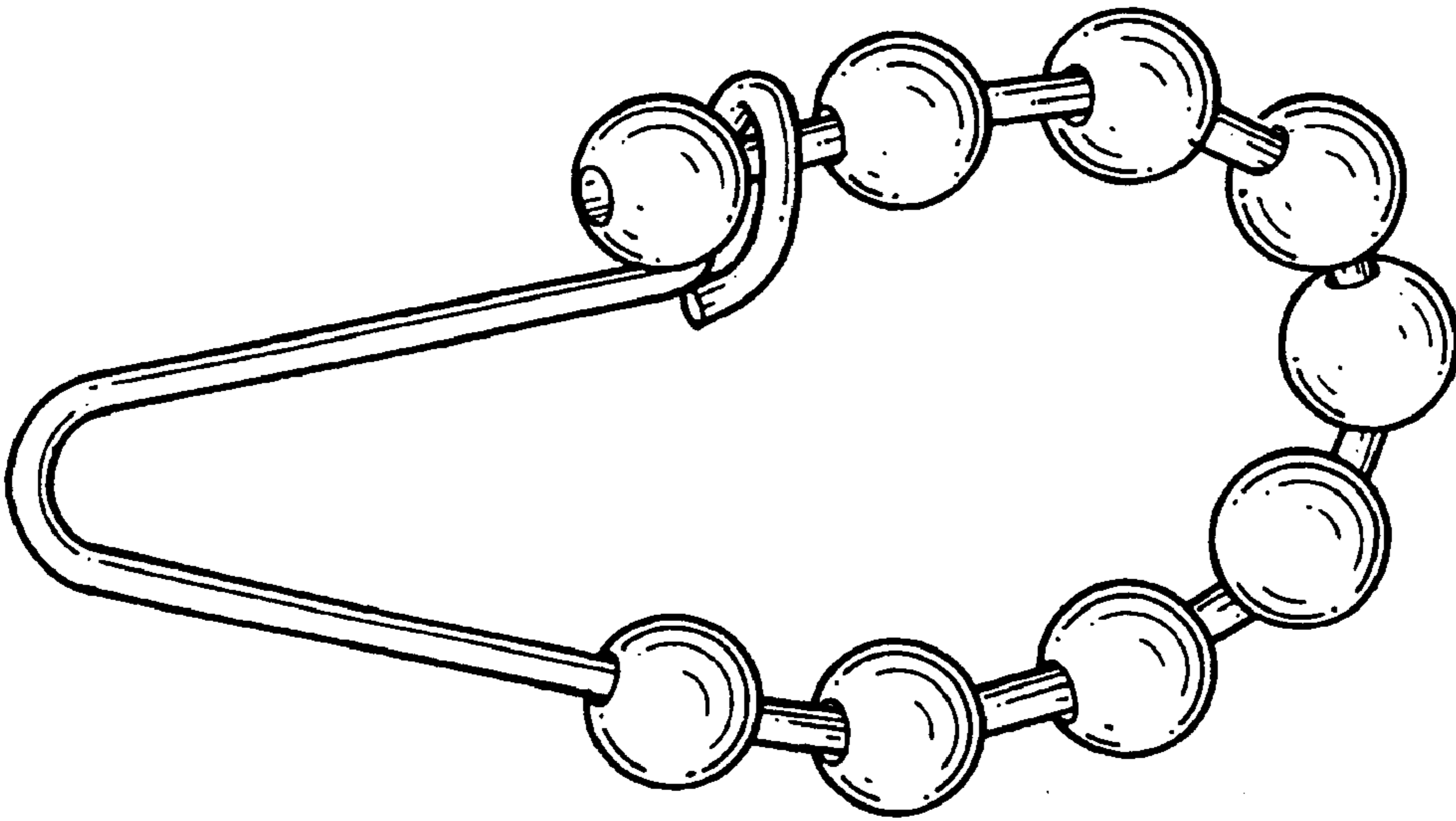
The ornamental design for a curtain ring, as shown.

**DESCRIPTION**

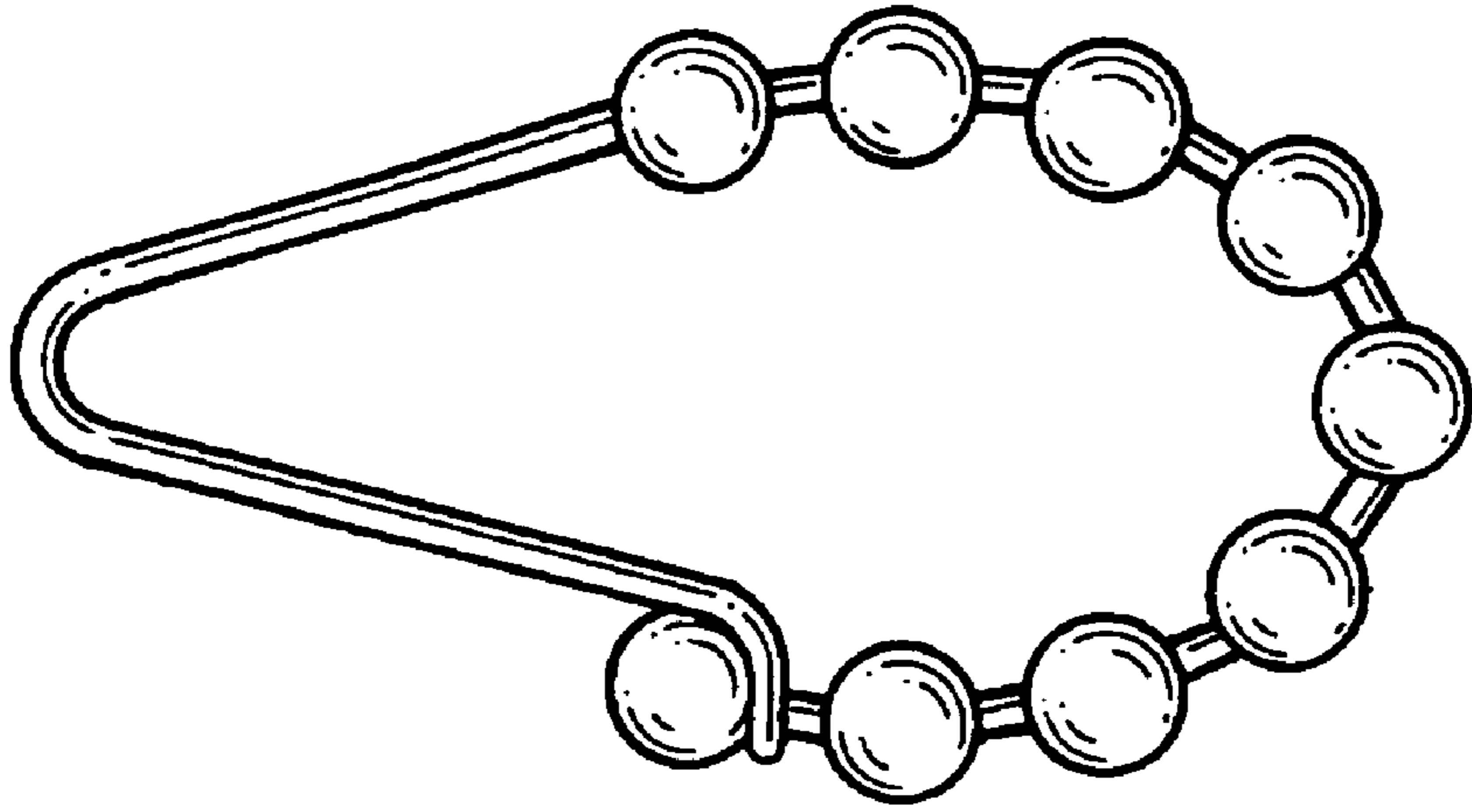
FIG. 1 is a perspective view of a curtain ring showing my new design;  
 FIG. 2 is a front view thereof;  
 FIG. 3 is a rear view thereof;  
 FIG. 4 is a right side view thereof;  
 FIG. 5 is a left side view thereof;  
 FIG. 6 is a top view thereof; and,  
 FIG. 7 is a bottom view thereof.

**1 Claim, 4 Drawing Sheets**

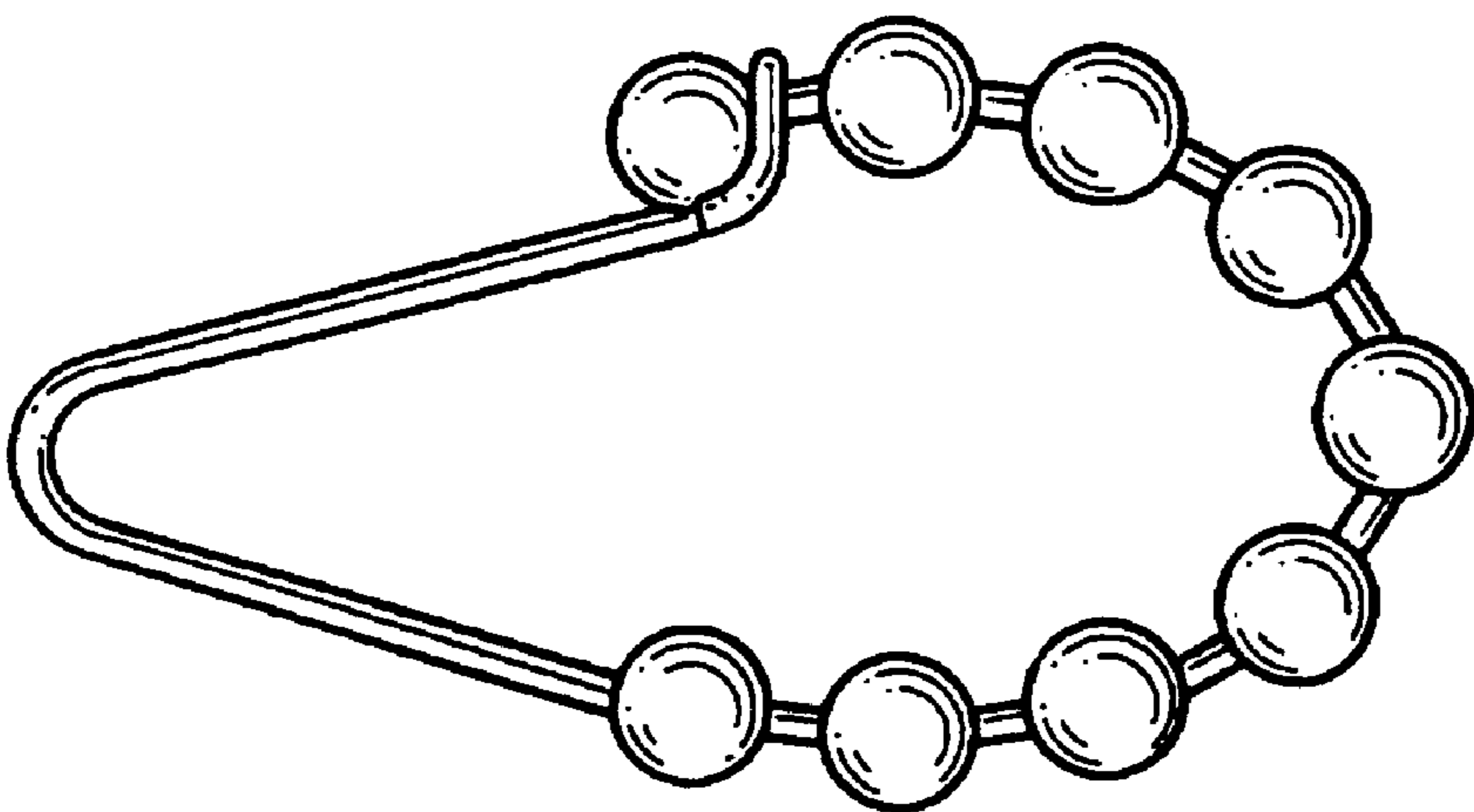




**FIG.1**



**FIG. 2**



**FIG. 3**



**FIG. 5**



**FIG. 4**



**FIG. 7**



**FIG. 6**