



US00D442061S

(12) **United States Design Patent**
Harris et al.

(10) **Patent No.:** **US D442,061 S**
(45) **Date of Patent:** **** May 15, 2001**

(54) **AUTOMOTIVE VEHICLE KEY**
(75) Inventors: **Daryl Harris**, Farmington Hills; **Lowell Charles Neset**, Dearborn Heights, both of MI (US)
(73) Assignee: **Ford Global Technologies, Inc.**, Dearborn, MI (US)
(**) Term: **14 Years**
(21) Appl. No.: **29/122,602**
(22) Filed: **Apr. 28, 2000**
(51) **LOC (7) Cl.** **08-07**
(52) **U.S. Cl.** **D8/347; D8/346**
(58) **Field of Search** D8/346, 347, 348; 70/393, 396, 402, 405, 408, 456 R, 458, 459; D3/207, 212

3,277,680 10/1966 Merila .
3,363,440 1/1968 Rivers .
3,394,565 7/1968 Turman .
3,421,349 1/1969 St. Clair, Jr. .
3,427,834 2/1969 Tutino .
3,527,072 9/1970 Demetreon .
3,672,192 6/1972 Dontas .
4,726,205 2/1988 Allerdist .
4,888,970 12/1989 Kinzler .
4,941,569 7/1990 Lindmayer .
5,117,666 * 6/1992 Keefer 70/456 R
5,433,096 7/1995 Janssen .
5,732,579 3/1998 D'Hont .
5,768,925 6/1998 Ozawa .
5,819,568 10/1998 Christie .
5,832,761 11/1998 Chen .
5,878,611 3/1999 Lerchner .
6,016,676 * 1/2000 McConnell 70/408

* cited by examiner

Primary Examiner—Susan J. Lucas
Assistant Examiner—Jennifer Rivard
(74) *Attorney, Agent, or Firm*—David B. Kelley

(56) **References Cited**

U.S. PATENT DOCUMENTS

D. 3,942 3/1870 Elwell .
D. 178,844 9/1956 Mencaccini .
D. 179,844 3/1957 Gehrie .
D. 250,990 2/1979 Hanneman .
D. 307,704 5/1990 Vonlanthen .
D. 334,528 4/1993 Franklin .
D. 358,543 5/1995 Amber .
D. 400,779 11/1998 Chen .
D. 404,284 1/1999 Sacco .
D. 407,006 3/1999 Sacco .
D. 407,007 3/1999 Sacco .
2,514,940 7/1950 Doss .
2,547,340 4/1951 Mullan .
2,547,524 4/1951 Gross .
2,625,814 1/1953 Mullan .
2,659,231 11/1953 Glubiak .
2,699,667 1/1955 Mark .
2,882,710 4/1959 Furn .
2,931,208 4/1960 Prim .
2,989,861 6/1961 Schefman .

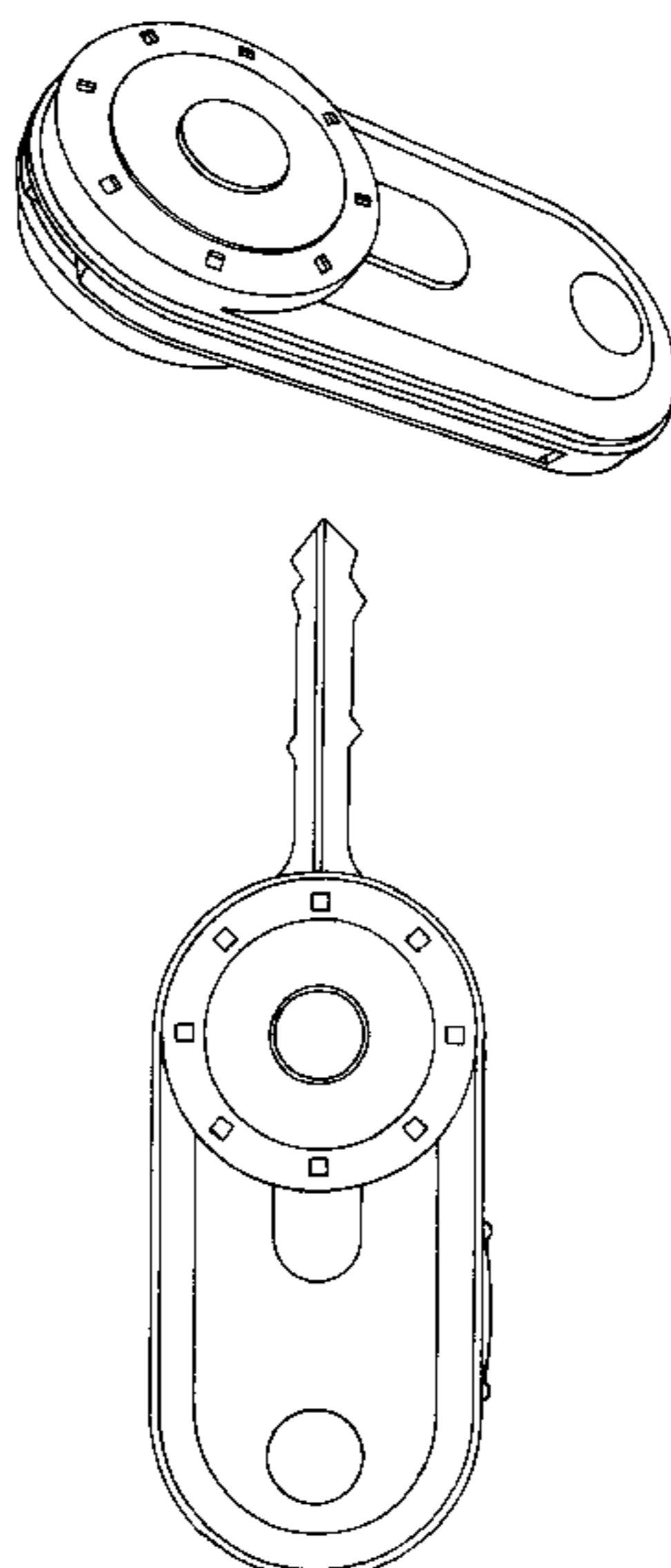
(57) **CLAIM**

The ornamental design for an automotive vehicle key, as shown and described.

DESCRIPTION

FIG. 1 is a perspective view of an automotive vehicle key according to our novel design;
FIG. 2 is a front view thereof;
FIG. 3 is a front view thereof with a key shank extended;
FIG. 4 is a bottom view thereof;
FIG. 5 is a top view thereof;
FIG. 6 is a left side view thereof;
FIG. 7 is a back view thereof;
FIG. 8 is a right side view thereof; and,
FIG. 9 is a cross-sectional view taken along lines 9—9 of FIG. 7.

1 Claim, 2 Drawing Sheets



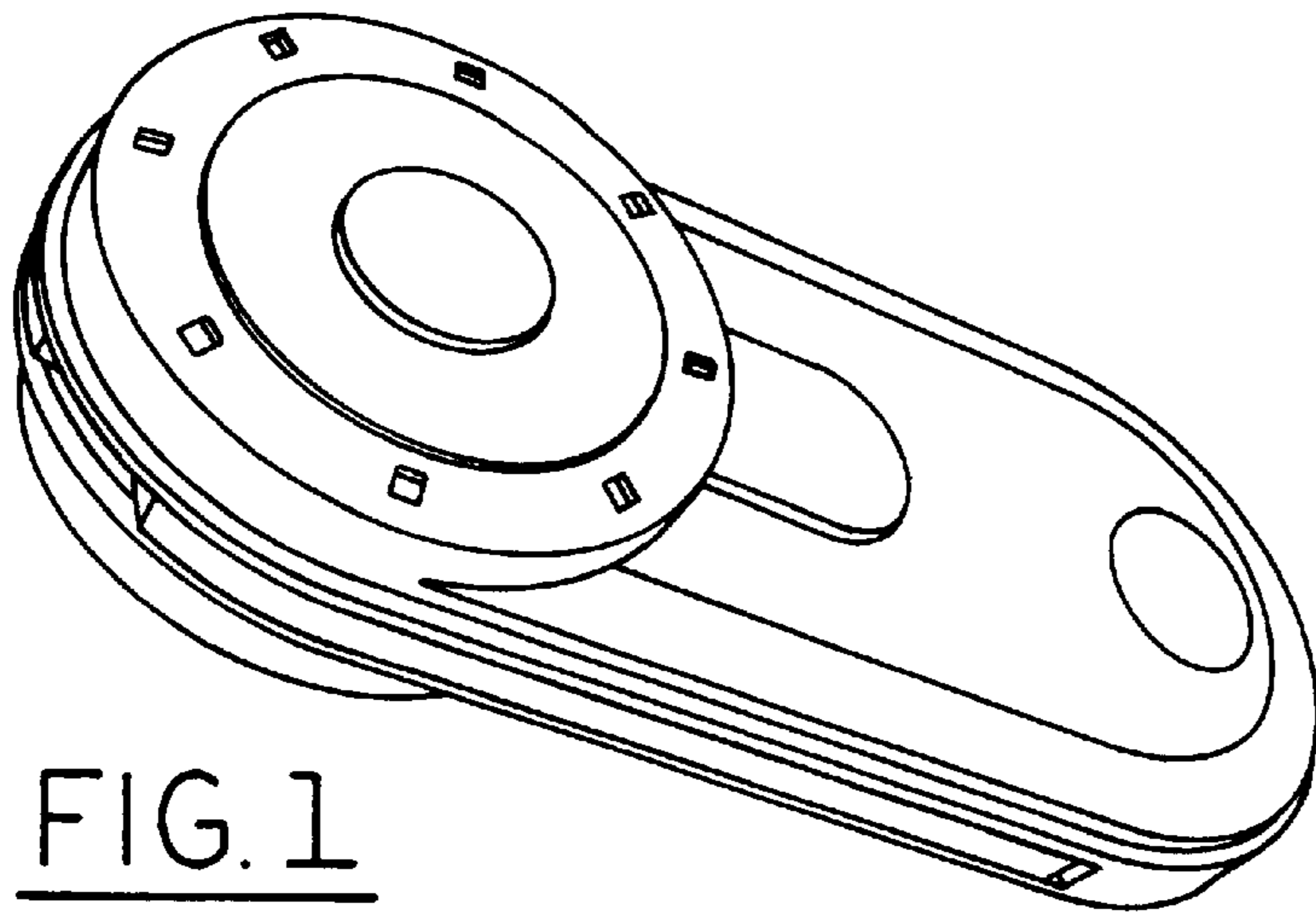


FIG. 1

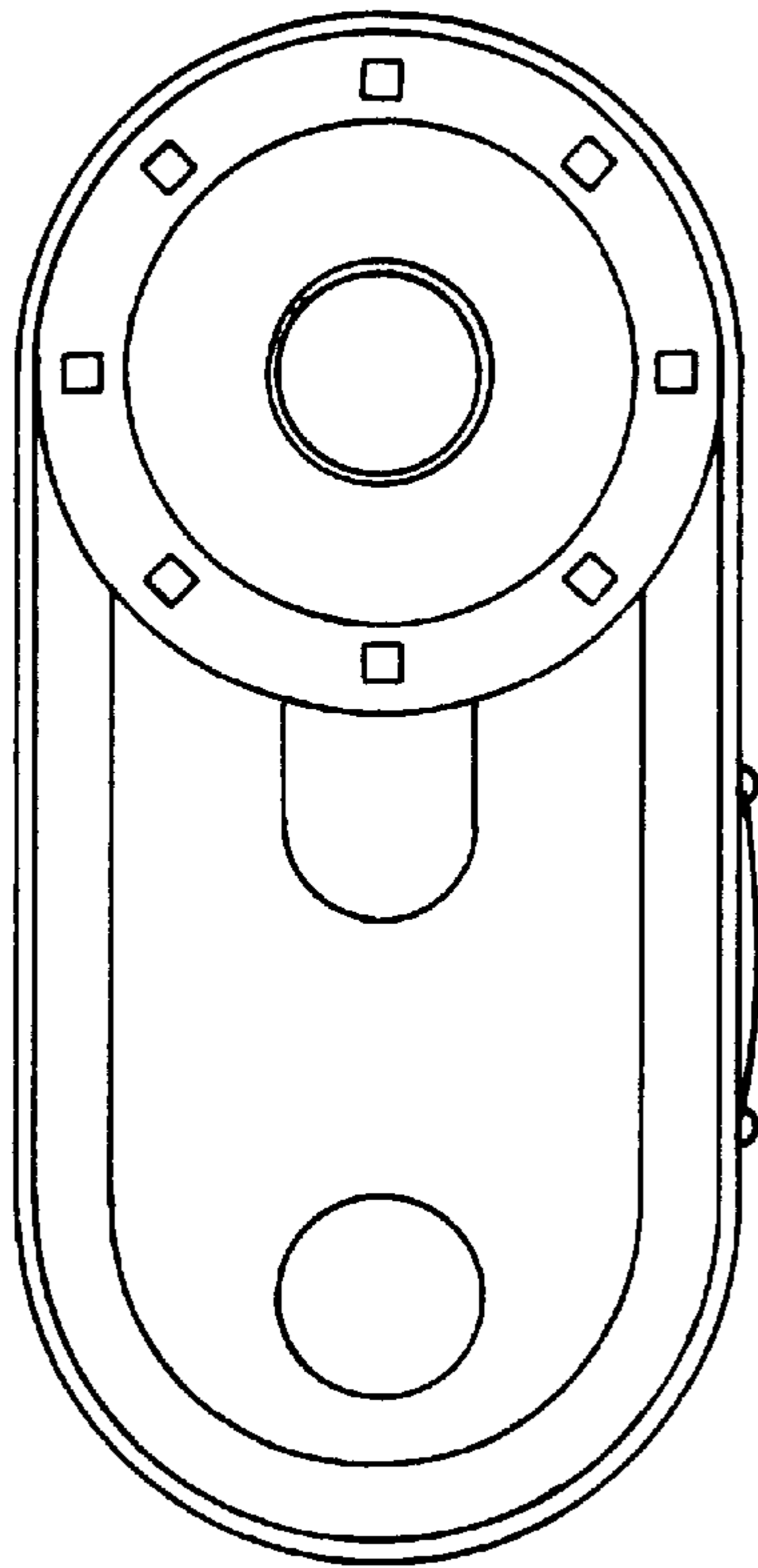


FIG. 2

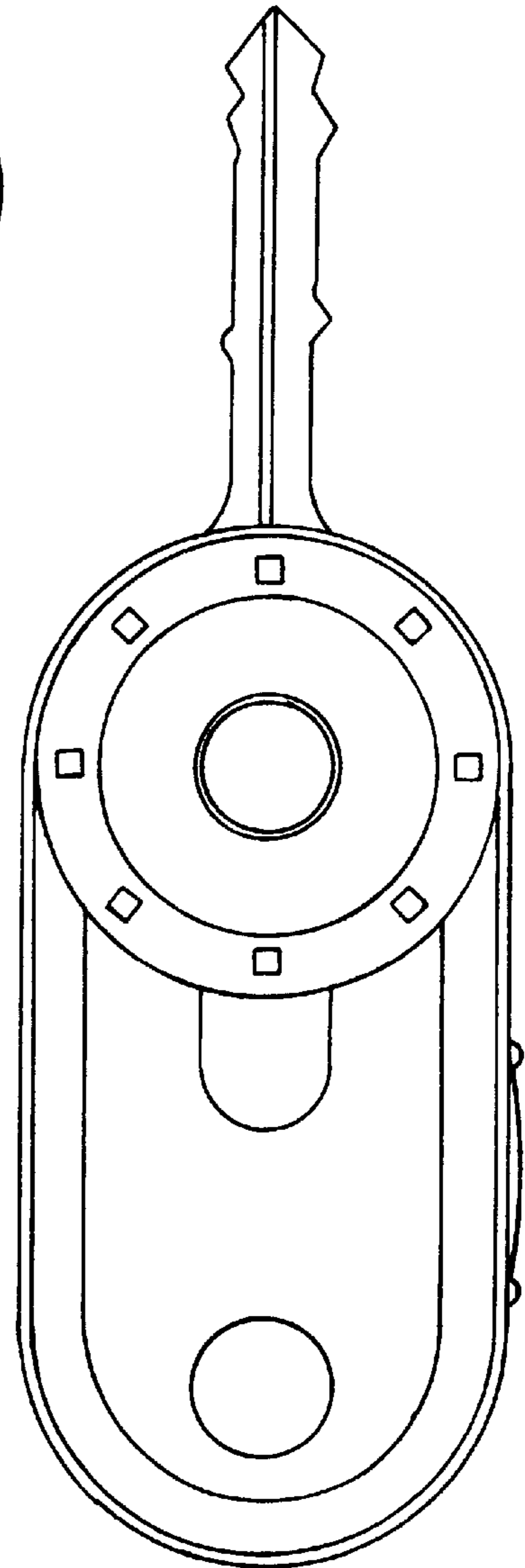


FIG. 3




FIG. 4

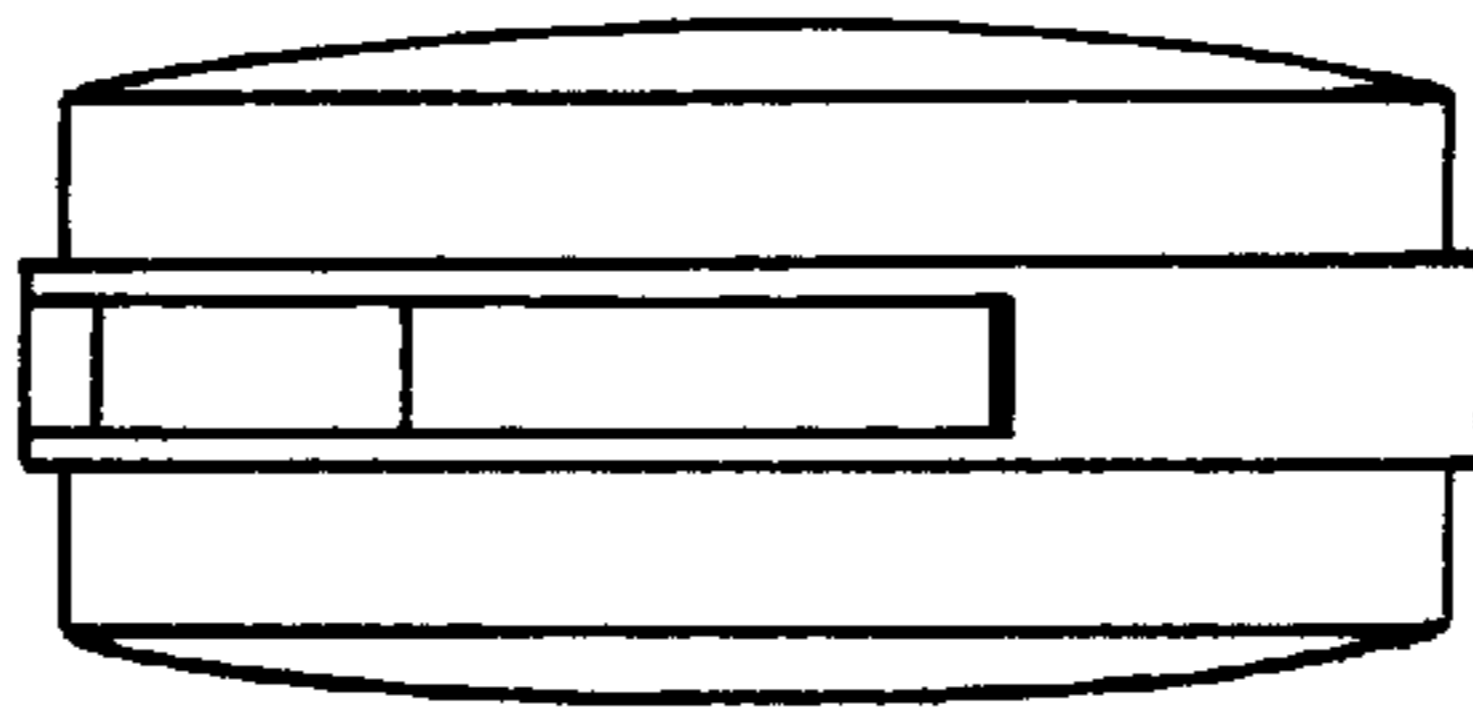


FIG. 5

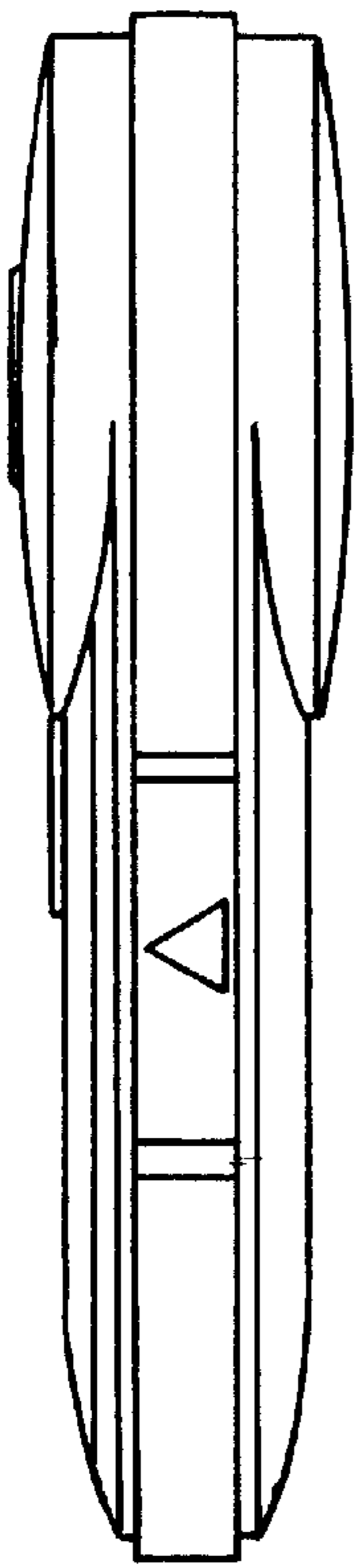


FIG. 6

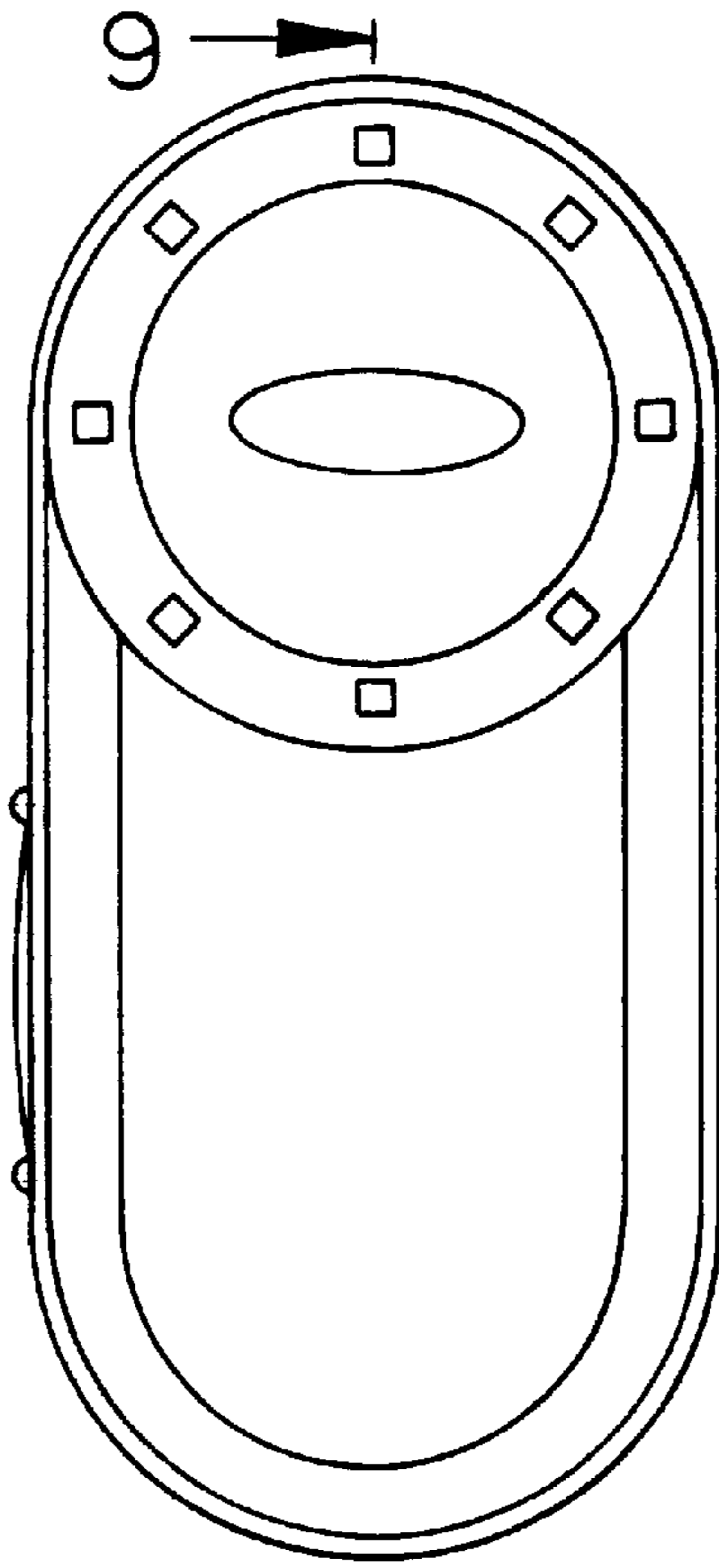


FIG. 7

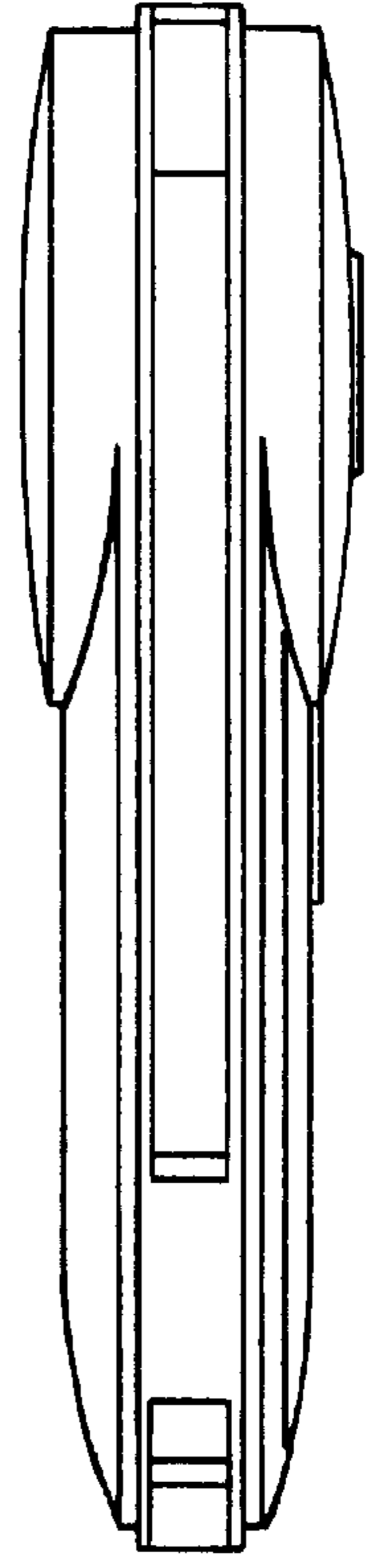


FIG. 8

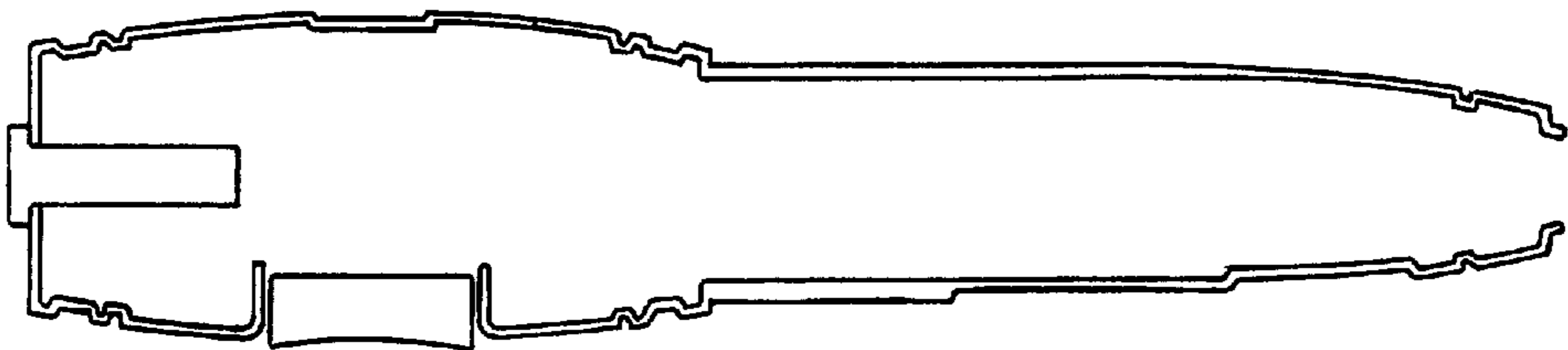


FIG. 9