



US00D442058S

(12) **United States Design Patent**
Miller et al.

(10) **Patent No.:** **US D442,058 S**

(45) **Date of Patent:** **** May 15, 2001**

(54) **WINDOW LOCK**

4,736,972 * 4/1988 Mosch 292/241 X

(75) Inventors: **D. Keith Miller**, Trinity; **Farrell Smith**, Sophia, both of NC (US)

* cited by examiner

(73) Assignee: **Hughes Supply Company of Thomasville, Inc.**, Thomasville, NC (US)

Primary Examiner—Susan J. Lucas

Assistant Examiner—Jennifer Rivard

(74) *Attorney, Agent, or Firm*—Rhodes & Mason, PLLC

(**) Term: **14 Years**

(57) **CLAIM**

The ornamental design for a window lock, as shown and described.

(21) Appl. No.: **29/121,115**

DESCRIPTION

(22) Filed: **Mar. 31, 2000**

(51) **LOC (7) Cl.** **08-07**

(52) **U.S. Cl.** **D8/337**

(58) **Field of Search** D8/337, 450, 331, D8/330; 292/211, 228, 240, 241, DIG. 20; 49/449, 451; 70/89, 90

FIG. 1 is a front perspective view of a window lock showing my new design;

FIG. 2 is a top view of the window lock shown in FIG. 1;

FIG. 3 is a front inclined view of the window lock shown in FIG. 1;

FIG. 4 is a rear inclined view of the window lock shown in FIG. 1;

FIG. 5 is a side inclined view of the window lock shown in FIG. 1; and,


FIG. 6 is an inclined view of the opposite side from FIG. 5 of the window lock shown in FIG. 1.

(56) **References Cited**

U.S. PATENT DOCUMENTS

- D. 302,651 * 8/1989 Mosch D8/337
- D. 369,741 * 5/1996 Harrison et al. D8/400
- D. 380,957 * 7/1997 Evans et al. D8/337

1 Claim, 6 Drawing Sheets






FIG. 1




FIG. 2




FIG. 3




FIG. 4




FIG. 5



FIG. 6