



US00D442047S

(12) **United States Design Patent**  
**Hicks**

(10) **Patent No.:** **US D442,047 S**

(45) **Date of Patent:** **\*\* May 15, 2001**

(54) **NEEDLE-NOSE SPRING CLAMP**

D. 410,379 \* 6/1999 Hsiu-chun ..... D8/395  
2,667,678 \* 2/1954 Hargrave et al. .... 24/508

(75) Inventor: **Rodney Hicks**, Ormond Beach, FL  
(US)

\* cited by examiner

(73) Assignee: **Wolfcraft GmbH**, Kempenich (DE)

*Primary Examiner*—Philip S. Hyder

(74) *Attorney, Agent, or Firm*—Schiff Hardin & Waite

(\*\*) Term: **14 Years**

(57) **CLAIM**

(21) Appl. No.: **29/113,865**

The ornamental design for a needle-nose spring clamp, as shown and described.

(22) Filed: **Nov. 12, 1999**

(30) **Foreign Application Priority Data**

May 14, 1999 (DE) ..... 499 04 796

**DESCRIPTION**

(51) **LOC (7) Cl.** ..... **08-05**

FIG. 1 is a front view of the needle-nose spring clamp of my invention;

(52) **U.S. Cl.** ..... **D8/72; D8/395**

FIG. 2 is a side view taken from the right side of FIG. 1 of the needle-nose spring clamp of my invention;

(58) **Field of Search** ..... D8/72, 394, 395,  
D8/396; D32/64; 24/500, 507, 508, 509,  
510

FIG. 3 is a side view taken from the left side of FIG. 1 of the needle-nose spring clamp of my invention;

FIG. 4 is a back view of the needle-nose spring clamp of my invention;

(56) **References Cited**

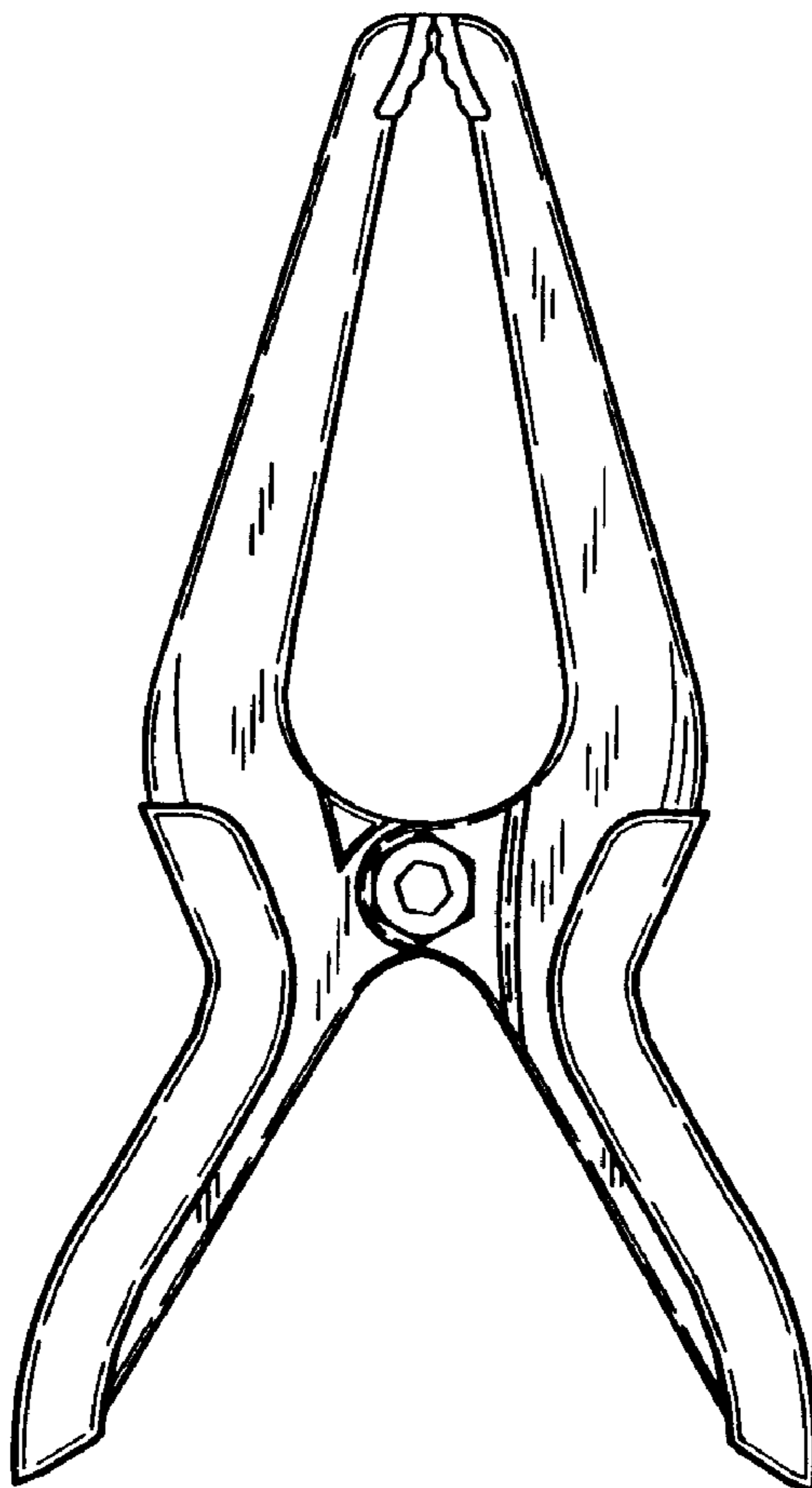
FIG. 5 is a plan view of the end of the needle-nose spring clamp of my invention; and,

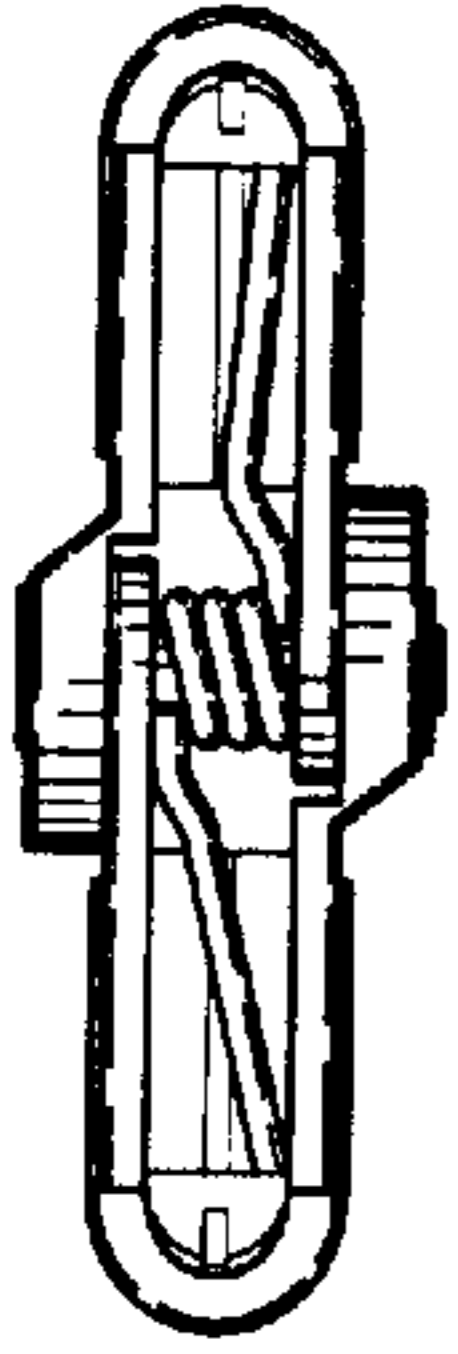
FIG. 6 is a end view taken from the handle end of the needle-nose spring clamp.

**U.S. PATENT DOCUMENTS**

- D. 322,390 \* 12/1991 Nimitz ..... D8/395
- D. 350,892 \* 9/1994 Sorensen ..... D8/395
- D. 399,729 \* 10/1998 Chen ..... D8/72

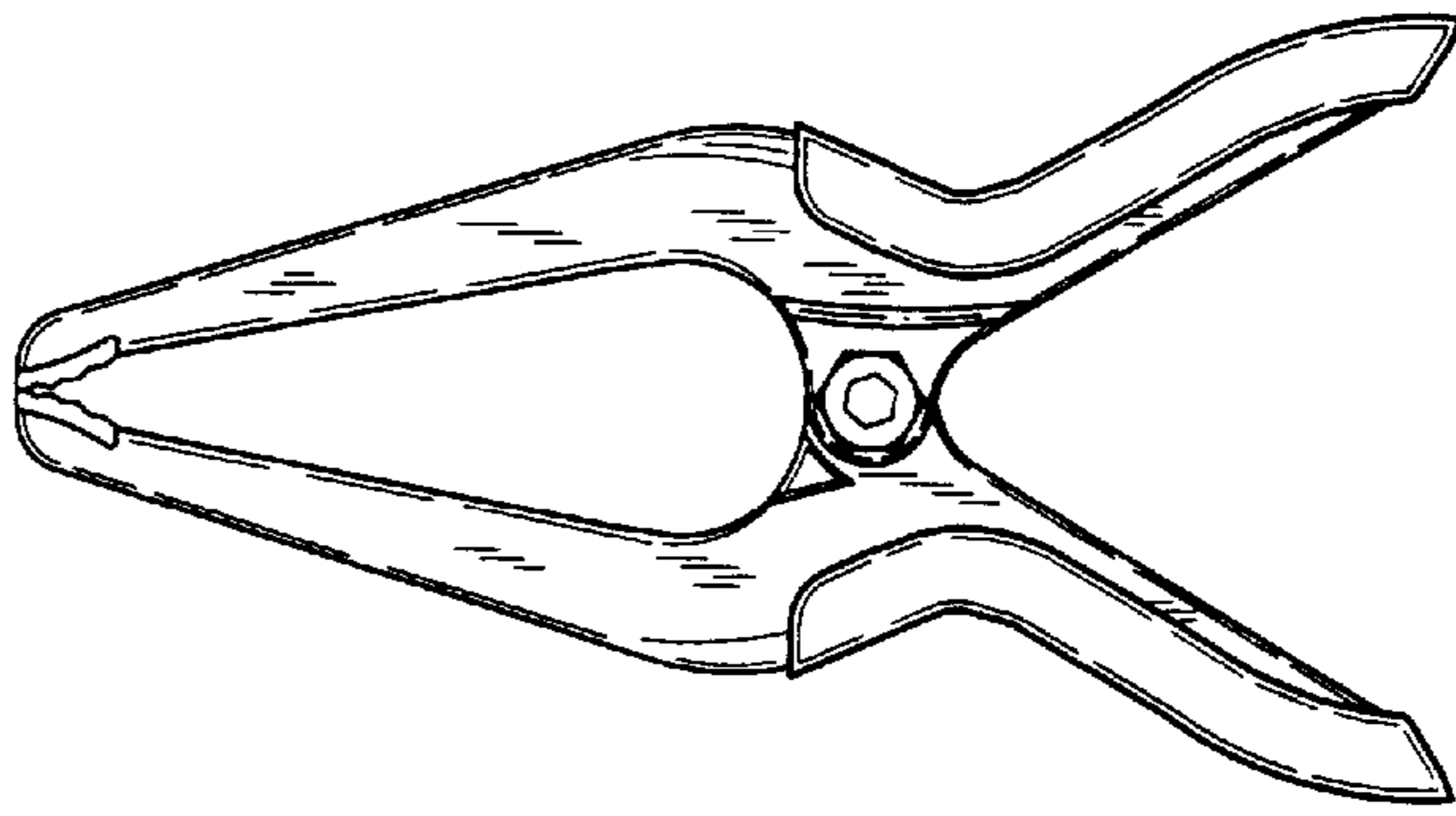
**1 Claim, 1 Drawing Sheet**



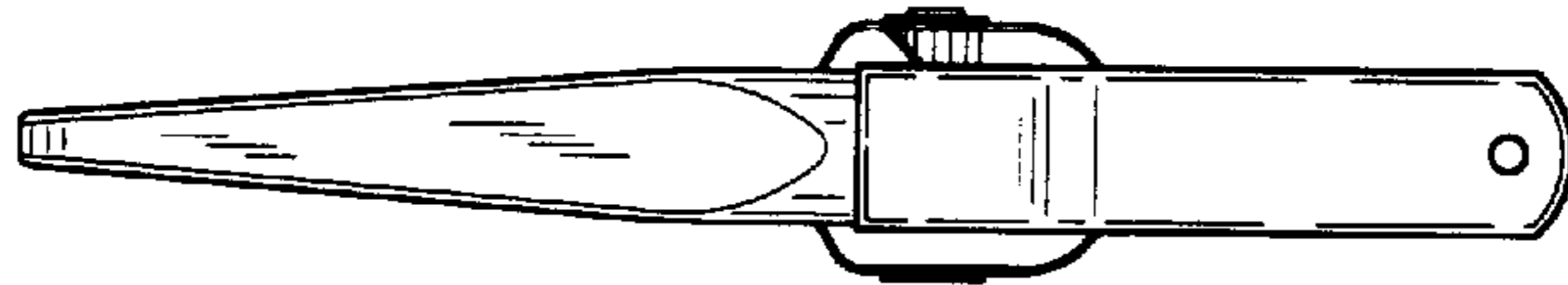


**Fig. 6**

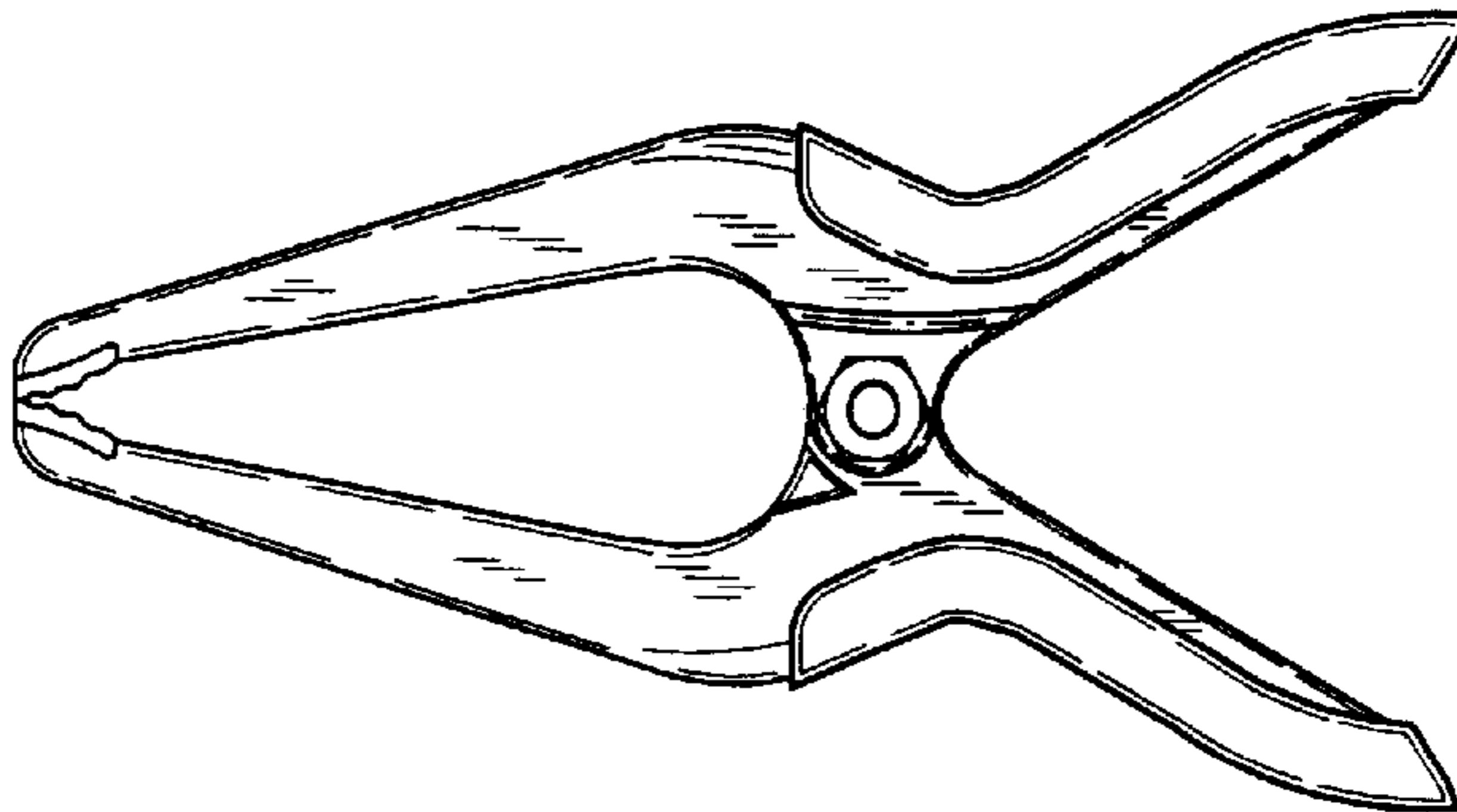
**Fig. 1**



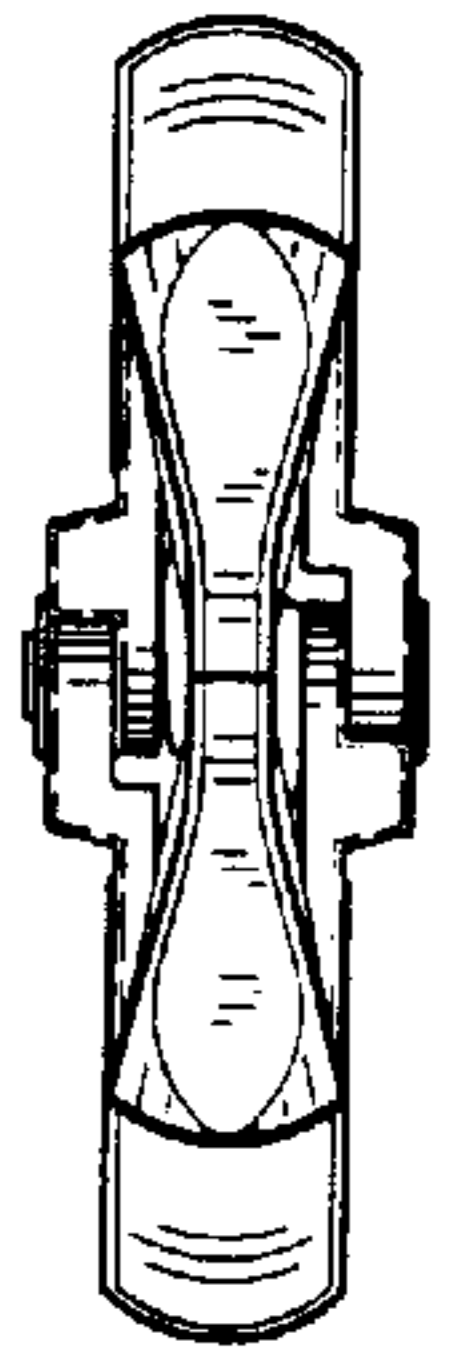
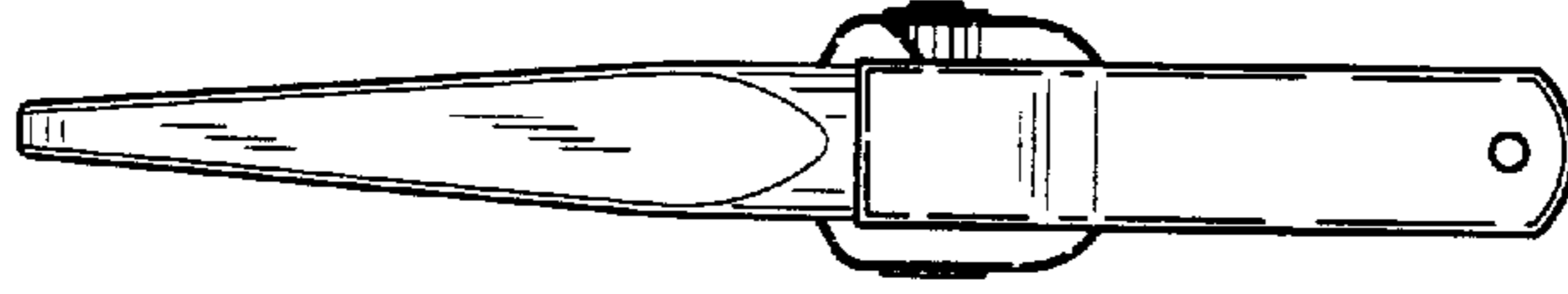
**Fig. 3**



**Fig. 4**



**Fig. 2**



**Fig. 5**