



US00D441994S

(12) **United States Design Patent**
Huggins

(10) **Patent No.:** **US D441,994 S**

(45) **Date of Patent:** **** May 15, 2001**

(54) **PLASTIC SHEET ROLL DISPENSER**

(76) Inventor: **F. A. Huggins**, 6427 Coe Ct., Foresthill,
CA (US) 95631

(**) Term: **14 Years**

(21) Appl. No.: **29/125,646**

(22) Filed: **Jun. 27, 2000**

Related U.S. Application Data

(62) Division of application No. 29/112,419, filed on Oct. 15,
1999.

(51) **LOC (7) Cl.** **20-02**

(52) **U.S. Cl.** **D6/521**

(58) **Field of Search** D6/518-523; 248/216.1,
248/309.2, 217.1, 905; 242/570, 590

(56) **References Cited**

U.S. PATENT DOCUMENTS

D. 263,179 * 3/1982 Lash D6/521
5,125,609 * 6/1992 Demeo 248/905 X

* cited by examiner

Primary Examiner—Brian N. Vinson

(74) *Attorney, Agent, or Firm*—R. Michael West; Boutin,
Dentino, Gibson, Di Giusto, Hodell & West

(57) **CLAIM**

The ornamental design for a plastic sheet roll dispenser, as
shown and described.

DESCRIPTION

FIG. 1 is a left front perspective of a plastic sheet roll
dispenser, showing my new design;

FIG. 2 is a top plan view, thereof;

FIG. 3 is a front elevational view, thereof;

FIG. 4 is a bottom plan view, thereof;

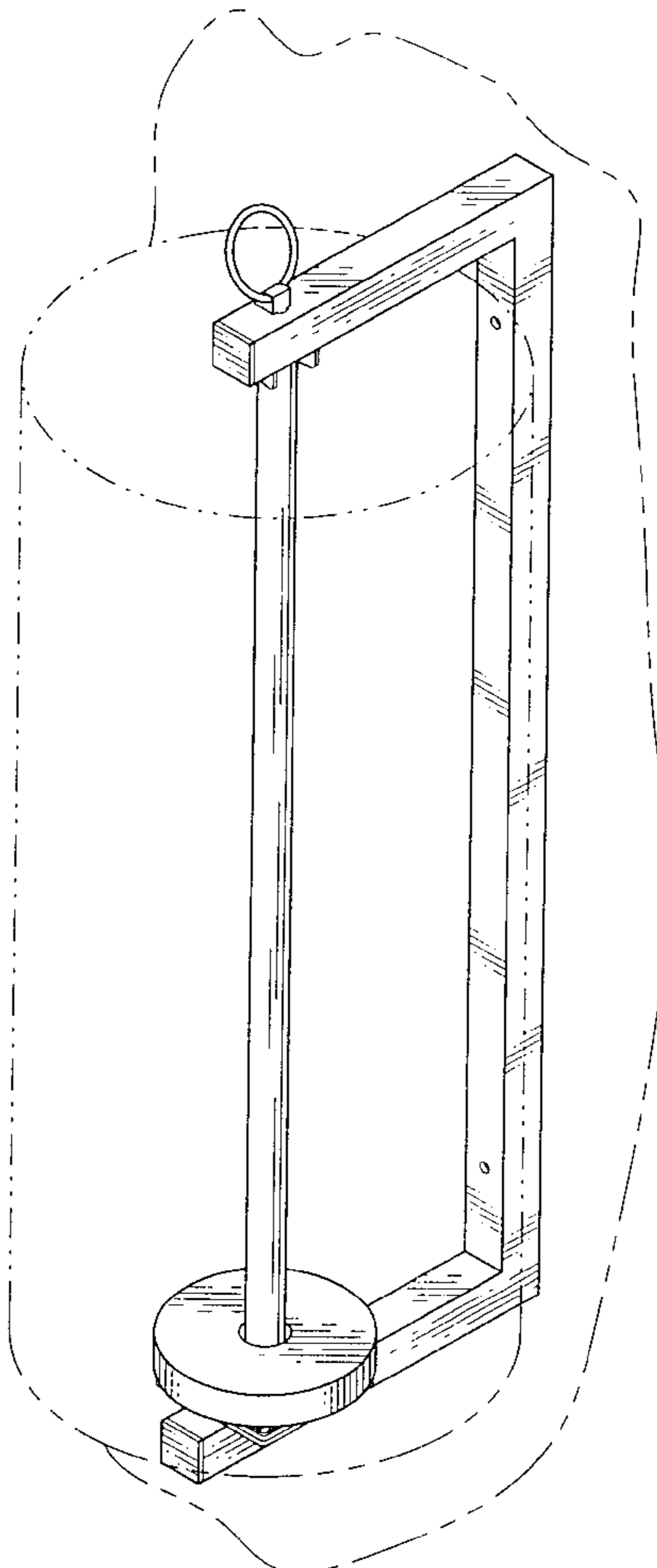
FIG. 5 is an elevational view of one side, thereof;

FIG. 6 is a rear elevational view, thereof; and,

FIG. 7 is an elevational view of the other side, thereof.

The broken line representations of the plastic sheet roll and
the support wall in FIG. 1 are included solely for illustrative
purposes, forming no part of the claimed design.

1 Claim, 3 Drawing Sheets



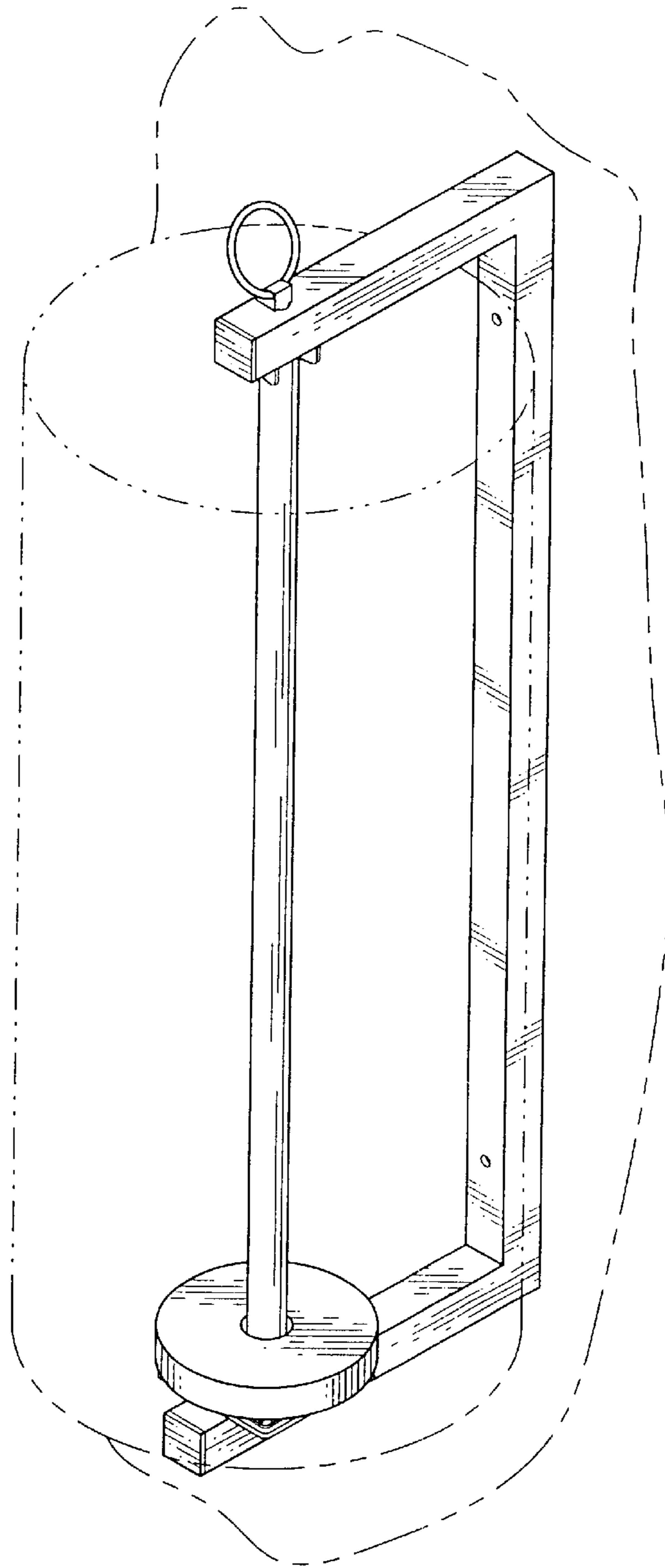


Fig. 1




Fig. 2

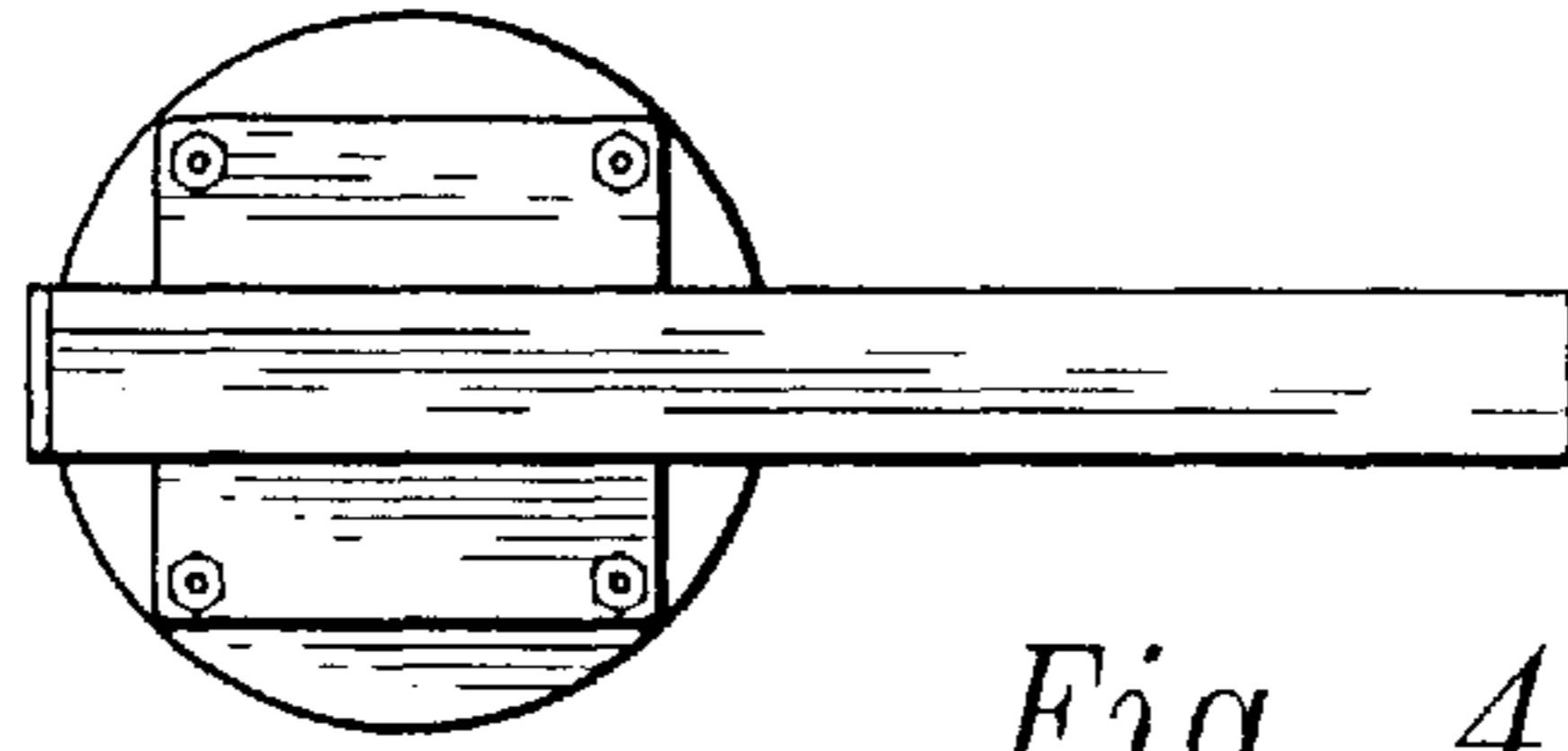


Fig. 4

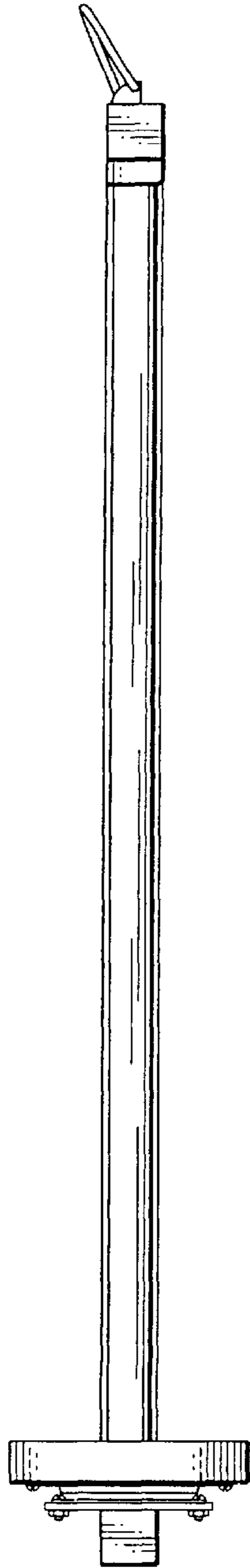


Fig. 3




Fig. 5

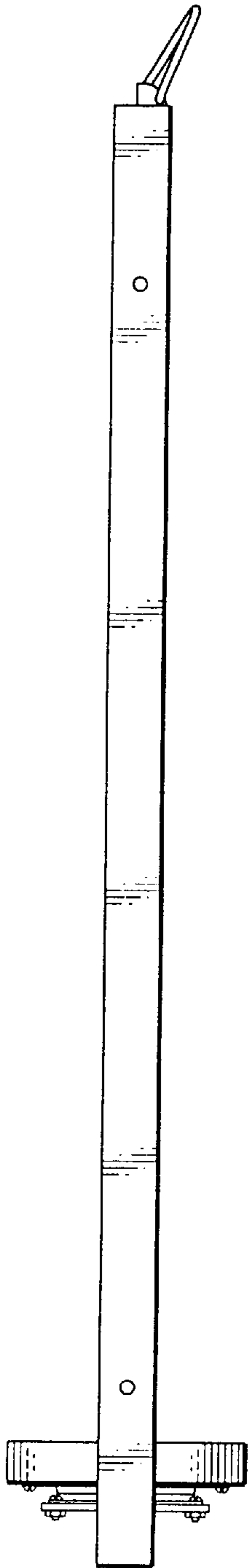


Fig. 6

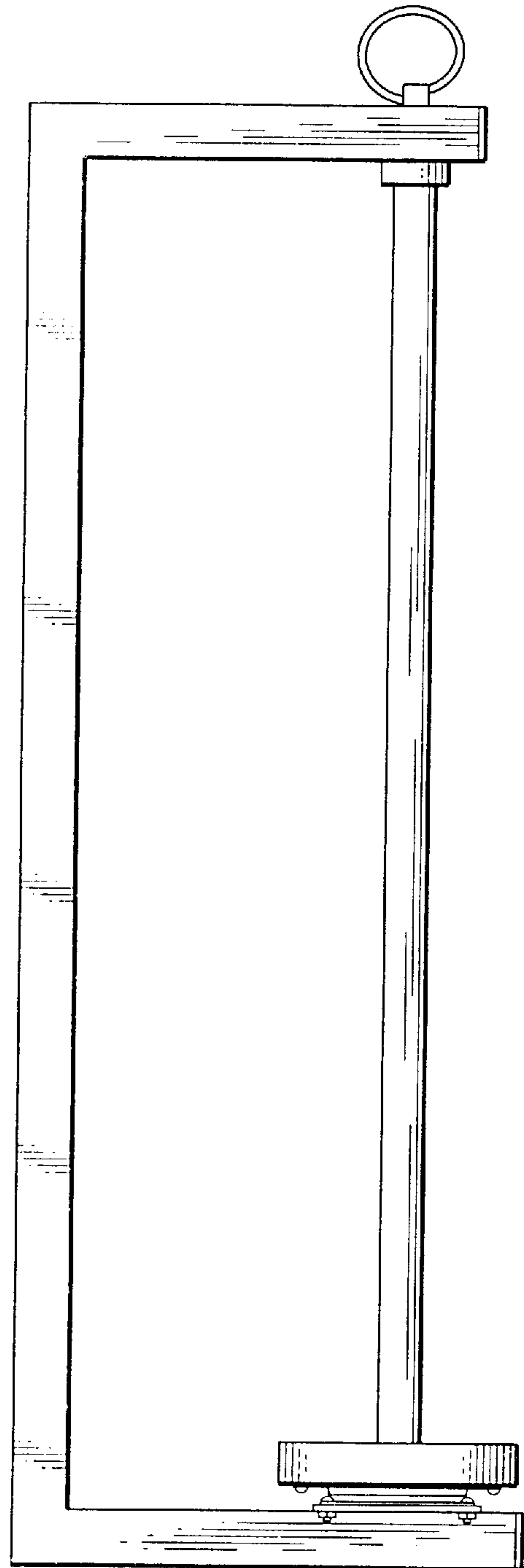


Fig. 7