



US00D441988S

(12) **United States Design Patent**
Hutton

(10) **Patent No.:** **US D441,988 S**

(45) **Date of Patent:** **** May 15, 2001**

(54) **WARDROBE**

D. 429,918 * 8/2000 Hazen et al. D6/439
D. 433,249 * 11/2000 Wilson et al. D6/446

(75) Inventor: **John Hutton**, West Islip, NY (US)

OTHER PUBLICATIONS

(73) Assignee: **Donghia Furniture/Textiles Ltd.**, New York, NY (US)

Thomasville, Home Electronics Centers, p. 15, Feb. 1989.*

(**) Term: **14 Years**

* cited by examiner

(21) Appl. No.: **29/114,682**

Primary Examiner—Cathron C. Brooks

(22) Filed: **Nov. 29, 1999**

(74) *Attorney, Agent, or Firm*—Heslin & Rothenberg, P.C.

(51) **LOC (7) Cl.** **06-04**

(52) **U.S. Cl.** **D6/447; D6/448**

(58) **Field of Search** D6/432, 436, 437,
D6/438, 439, 445, 446, 447, 448; 312/204

(57) **CLAIM**

The ornamental design for the wardrobe, as shown and described.

(56) **References Cited**

DESCRIPTION

U.S. PATENT DOCUMENTS

- D. 86,063 * 1/1932 Simons et al. D6/439
- D. 87,596 * 8/1932 Schaadt D6/447
- D. 188,608 * 8/1960 Lubbeits et al. D6/439
- D. 257,197 * 10/1980 Sanchez D6/438
- D. 345,872 * 4/1994 Keller D6/446

FIG. 1 is a front elevational view of the wardrobe comprising my new design;
FIG. 2 is a right side elevational view thereof, the opposite side elevational view being a mirror image thereof; and,
FIG. 3 is a top plan view thereof.

The broken lines shown are for illustrative purposes only and form no part of the claimed design.

1 Claim, 1 Drawing Sheet




FIG. 1




FIG. 2

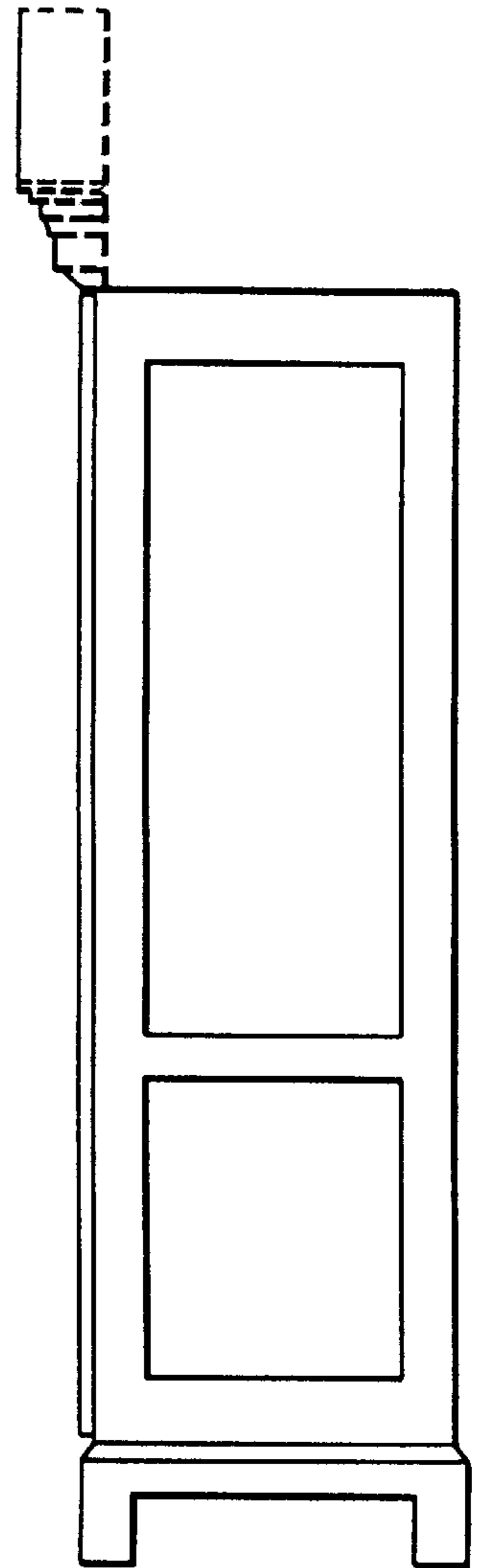


FIG. 3

